

Onshore Grab Sample

Sample: VO-35-SS
Sample Taken By: J. Ladner
Sample Collected On: 12/3/03
Splits? N/A

County: Volusia
Latitude: 29° 01' 26.52"
Longitude: 80° 53' 13.20"
Datum: NAD 83
Surf. Elev: N/A
Datum: N/A

Fine Data Summary

Total Sample Weight 70.399 grams
Total Fines in Sample 0.739 grams
Total Percent Fines 1.04 %

Dry Sieving Summary

Total Sample Weight 69.600 grams
Total Digested Weight 67.608 grams
Total Carbonate Weight 1.992 grams
Total Silica % 97.14 %
Total Carbonate % 2.86 %
Carbonate/Silica Ratio 0.029

General Comments:

None

Description

Worked By: M. Lachance

Pre-Digestion Grain Size Distribution

Onshore Grab Sample

Sample: VO-35-SS

Total Sample Mass: 69.600 grams

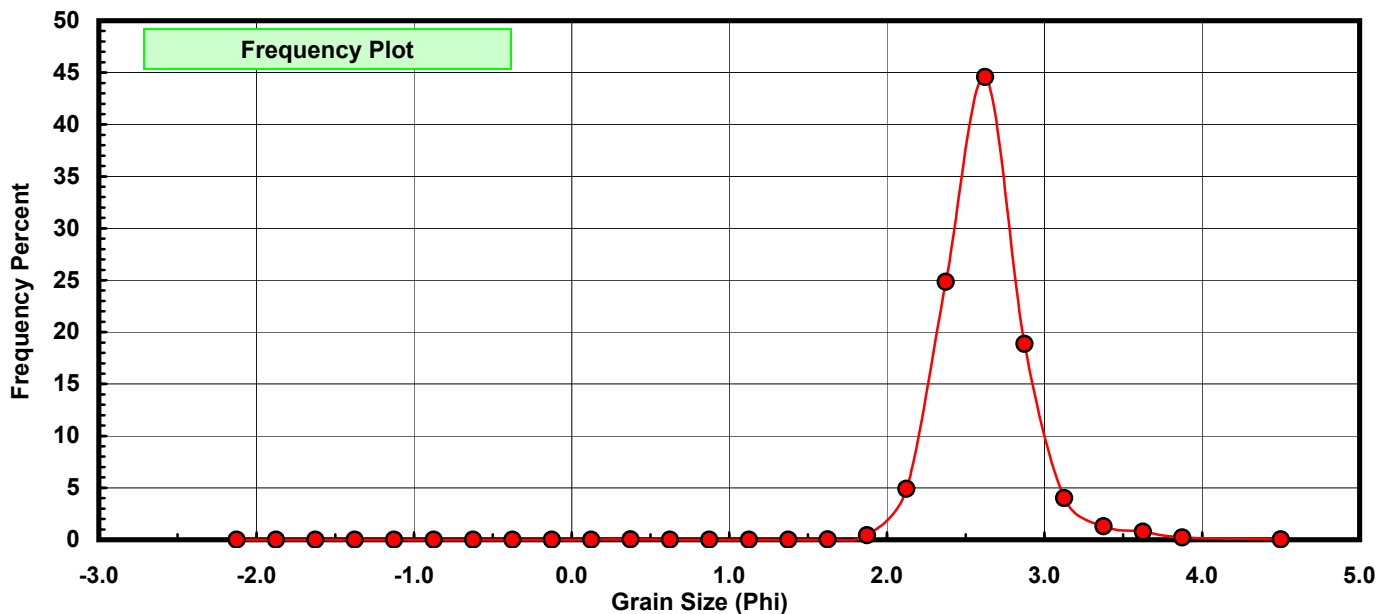
Sieve Size (phi)	Sieve Midpt (phi)	Weight (grams)	Freq Weight %	Cumulative Weight %
-2.00	-2.125	0.000	0.000	0.000
-1.75	-1.875	0.000	0.000	0.000
-1.50	-1.625	0.000	0.000	0.000
-1.25	-1.375	0.000	0.000	0.000
-1.00	-1.125	0.000	0.000	0.000
-0.75	-0.875	0.000	0.000	0.000
-0.50	-0.625	0.000	0.000	0.000
-0.25	-0.375	0.000	0.000	0.000
0.00	-0.125	0.000	0.000	0.000
0.25	0.125	0.000	0.000	0.000
0.50	0.375	0.011	0.016	0.016
0.75	0.625	0.009	0.013	0.029
1.00	0.875	0.003	0.004	0.033
1.25	1.125	0.006	0.009	0.042
1.50	1.375	0.002	0.003	0.045
1.75	1.625	0.019	0.027	0.072
2.00	1.875	0.307	0.441	0.513
2.25	2.125	3.408	4.897	5.409
2.50	2.375	17.293	24.846	30.256
2.75	2.625	31.017	44.565	74.820
3.00	2.875	13.132	18.868	93.688
3.25	3.125	2.794	4.014	97.703
3.50	3.375	0.892	1.282	98.984
3.75	3.625	0.531	0.763	99.747
4.00	3.875	0.158	0.227	99.974
5.00	4.500	0.018	0.026	100.000

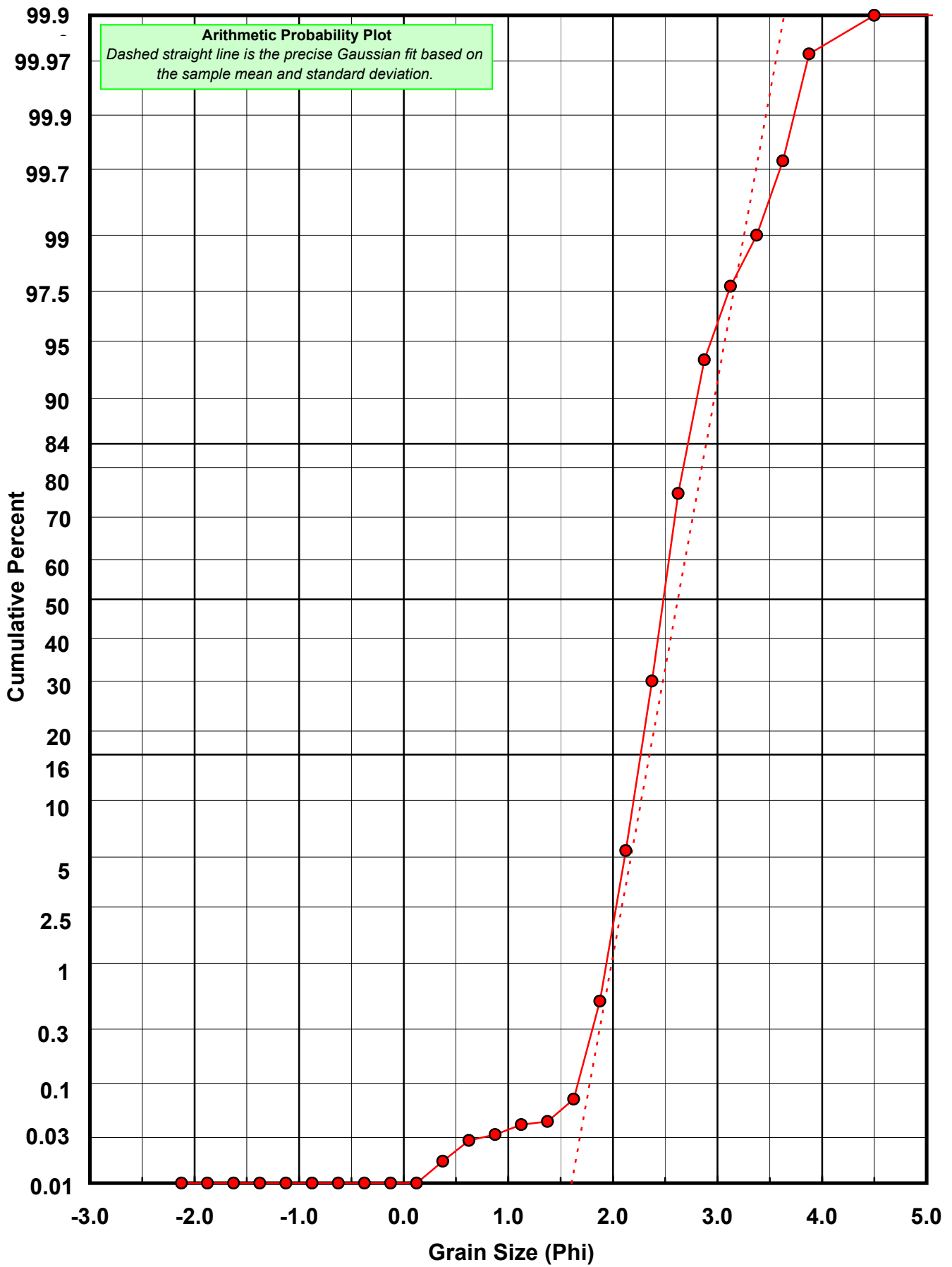
Statistical Results			
Mean:	2.6218	phi	(0.1625 mm)
Standard Dev:	0.2728	phi-units	(0.8277 mm)
Skewness:	0.6151	dimensionless	
Kurtosis:	6.7009	dimensionless	
5th Moment:	5.2596	dimensionless	
6th Moment:	156.7755	dimensionless	
RARD *	0.1040	dimensionless	
Median	2.4858	phi	(0.1785 mm)

* RARD = reciprocal absolute relative dispersion (see below)

Statistical Explanation	
Calculations based on the Method of Moments	
Skewness: 3rd Stand. Moment; Exact Gaussian = 0.0	
Kurtosis: 4th Stand. Moment; Exact Gaussian = 3.0	
For Further Explanation, See Calculation Sheets	
Millimeter data calculated by $mm = 2^{(-\phi)}$	

Reciprocal Absolute Relative Dispersion (RARD) Scale	
< 0.5	Excellent homogeneity (e.g., beaches)
0.5 to 1.0	Good homogeneity
1.0 to 1.33	Fair homogeneity
> 1.33	Poor homogeneity (e.g., glacial)





Carbonate Grain Size Distribution

Onshore Grab Sample

Sample: VO-35-SS

Total Carbonate Mass: 3.064 grams

% Carbonate: 2.9 %

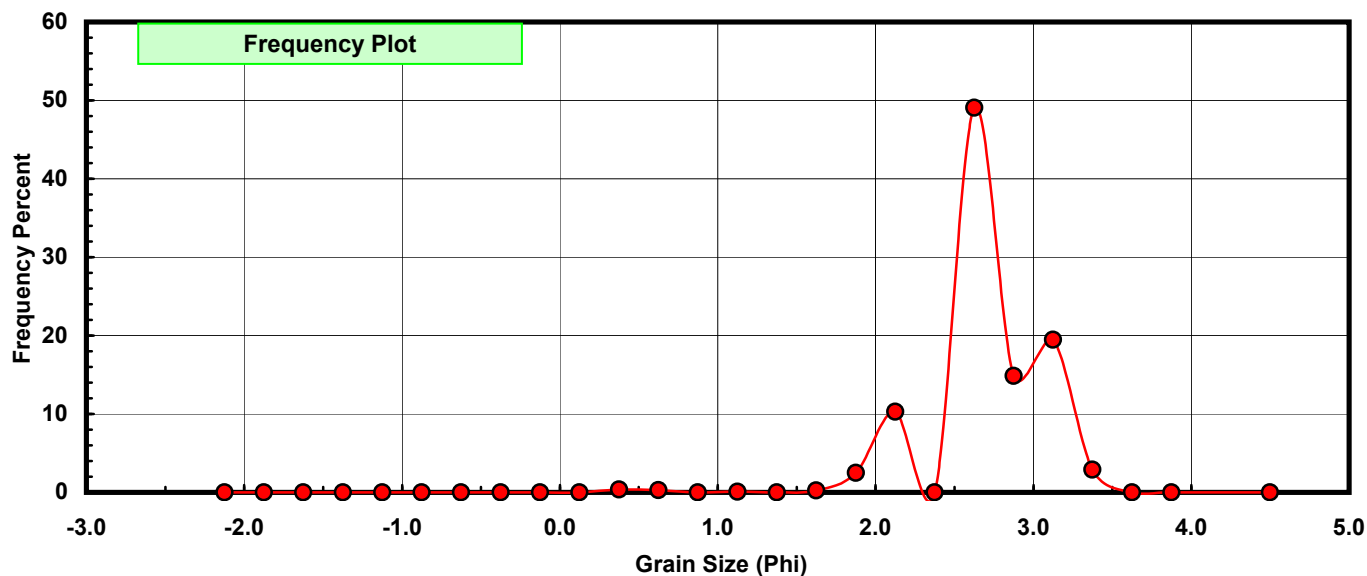
Sieve Size (phi)	Sieve Midpt (phi)	Weight (grams)	Freq Weight %	Cumulative Weight %
-2.00	-2.125	0.000	0.000	0.000
-1.75	-1.875	0.000	0.000	0.000
-1.50	-1.625	0.000	0.000	0.000
-1.25	-1.375	0.000	0.000	0.000
-1.00	-1.125	0.000	0.000	0.000
-0.75	-0.875	0.000	0.000	0.000
-0.50	-0.625	0.000	0.000	0.000
-0.25	-0.375	0.000	0.000	0.000
0.00	-0.125	0.000	0.000	0.000
0.25	0.125	0.000	0.000	0.000
0.50	0.375	0.011	0.359	0.359
0.75	0.625	0.009	0.294	0.653
1.00	0.875	0.000	0.000	0.653
1.25	1.125	0.003	0.098	0.751
1.50	1.375	0.000	0.000	0.751
1.75	1.625	0.007	0.228	0.979
2.00	1.875	0.076	2.480	3.460
2.25	2.125	0.315	10.281	13.740
2.50	2.375	0.000	0.000	13.740
2.75	2.625	1.503	49.054	62.794
3.00	2.875	0.455	14.850	77.644
3.25	3.125	0.596	19.452	97.095
3.50	3.375	0.089	2.905	100.000
3.75	3.625	0.000	0.000	100.000
4.00	3.875	0.000	0.000	100.000
5.00	4.500	0.000	0.000	100.000

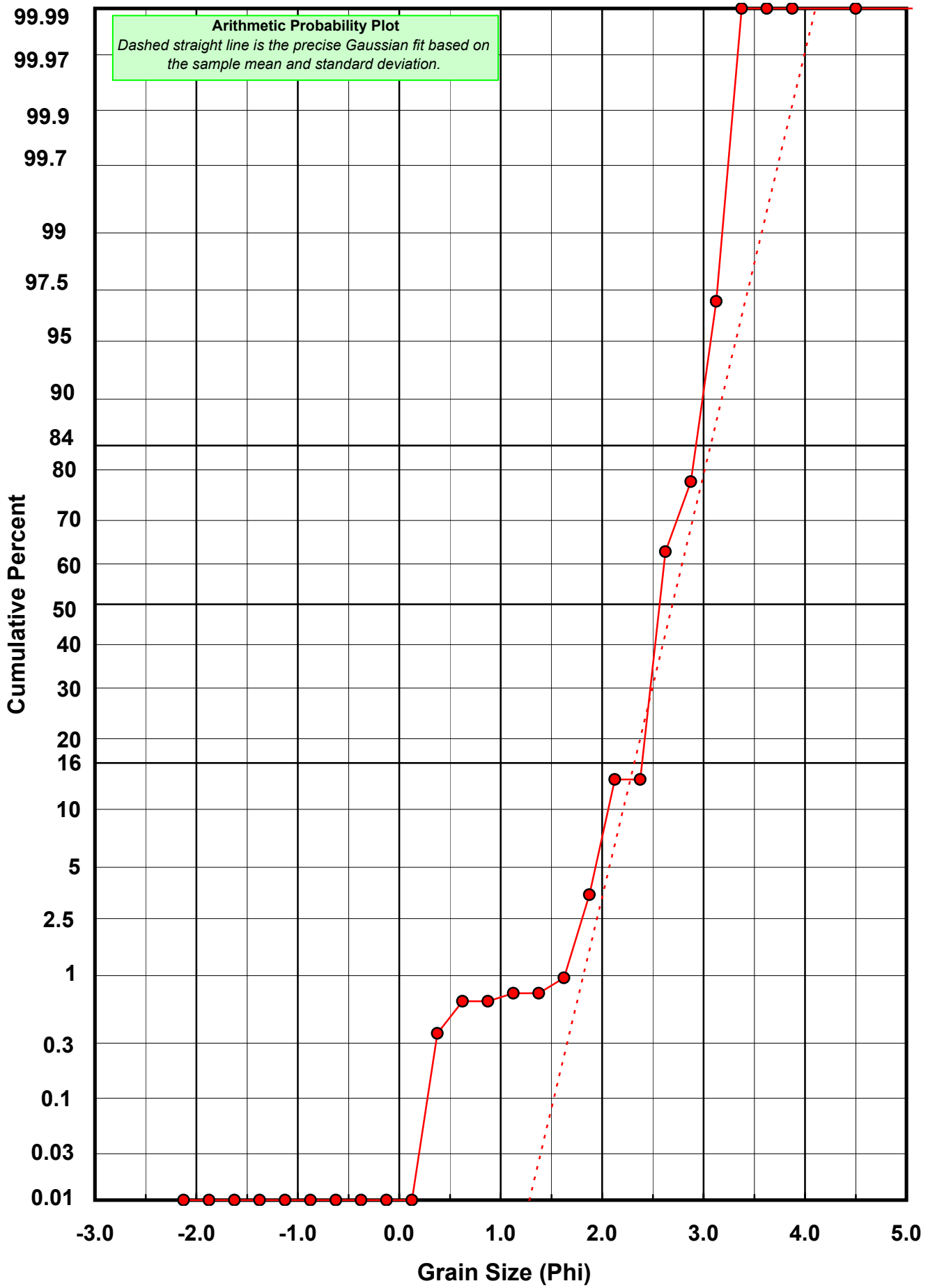
Statistical Results			
Mean:	2.6935	phi	(0.1546 mm)
Standard Dev:	0.3790	phi-units	(0.769 mm)
Skewness:	-1.5473	dimensionless	
Kurtosis:	9.7654	dimensionless	
5th Moment:	-47.6055	dimensionless	
6th Moment:	276.9857	dimensionless	
RARD *	0.1407	dimensionless	
Median	2.5598	phi	(0.1696 mm)

* RARD = reciprocal absolute relative dispersion (see below)

Statistical Explanation	
Calculations based on the Method of Moments	
Skewness: 3rd Stand. Moment; Exact Gaussian = 0.0	
Kurtosis: 4th Stand. Moment; Exact Gaussian = 3.0	
For Further Explanation, See Calculation Sheets	
Millimeter data calculated by $mm = 2^{(-\phi)}$	

Reciprocal Absolute Relative Dispersion (RARD) Scale	
< 0.5	Excellent homogeneity (e.g., beaches)
0.5 to 1.0	Good homogeneity
1.0 to 1.33	Fair homogeneity
> 1.33	Poor homogeneity (e.g., glacial)





Post-Digestion Grain Size Distribution

Onshore Grab Sample

Sample: VO-35-SS

Total Digested Mass: 67.567 grams

% Silica: 97.1 %

Sieve Size (phi)	Sieve Midpt (phi)	Weight (grams)	Freq Weight %	Cumulative Weight %
-2.00	-2.125	0.000	0.000	0.000
-1.75	-1.875	0.000	0.000	0.000
-1.50	-1.625	0.000	0.000	0.000
-1.25	-1.375	0.000	0.000	0.000
-1.00	-1.125	0.000	0.000	0.000
-0.75	-0.875	0.000	0.000	0.000
-0.50	-0.625	0.000	0.000	0.000
-0.25	-0.375	0.000	0.000	0.000
0.00	-0.125	0.000	0.000	0.000
0.25	0.125	0.000	0.000	0.000
0.50	0.375	0.000	0.000	0.000
0.75	0.625	0.000	0.000	0.000
1.00	0.875	0.004	0.006	0.006
1.25	1.125	0.003	0.004	0.010
1.50	1.375	0.003	0.004	0.015
1.75	1.625	0.012	0.018	0.033
2.00	1.875	0.231	0.342	0.374
2.25	2.125	3.093	4.578	4.952
2.50	2.375	18.280	27.055	32.007
2.75	2.625	29.514	43.681	75.688
3.00	2.875	12.677	18.762	94.450
3.25	3.125	2.198	3.253	97.703
3.50	3.375	0.803	1.188	98.891
3.75	3.625	0.561	0.830	99.722
4.00	3.875	0.188	0.278	100.000
5.00	4.500	0.000	0.000	100.000

Statistical Results			
Mean:	2.6154	phi	(0.1632 mm)
Standard Dev:	0.2664	phi-units	(0.8314 mm)
Skewness:	0.8402	dimensionless	
Kurtosis:	5.6955	dimensionless	
5th Moment:	13.6473	dimensionless	
6th Moment:	75.3817	dimensionless	
RARD *	0.1019	dimensionless	
Median	2.4780	phi	(0.1795 mm)

* RARD = reciprocal absolute relative dispersion (see below)

Statistical Explanation	
Calculations based on the Method of Moments	
Skewness: 3rd Stand. Moment; Exact Gaussian = 0.0	
Kurtosis: 4th Stand. Moment; Exact Gaussian = 3.0	
For Further Explanation, See Calculation Sheets	
Millimeter data calculated by $mm = 2^{(-phi)}$	

Reciprocal Absolute Relative Dispersion (RARD) Scale	
< 0.5	Excellent homogeneity (e.g., beaches)
0.5 to 1.0	Good homogeneity
1.0 to 1.33	Fair homogeneity
> 1.33	Poor homogeneity (e.g., glacial)

