

Onshore Grab Sample

Sample: VO-30-SS
Sample Taken By: J. Ladner
Sample Collected On: 12/3/03
Splits? Yes

County: Volusia
Latitude: 29° 04' 43.62"
Longitude: 80° 55' 9.72"
Datum: NAD 83
Surf. Elev: N/A
Datum: N/A

Fine Data Summary

Total Sample Weight 91.088 grams
Total Fines in Sample 1.214 grams
Total Percent Fines 1.32 %

Dry Sieving Summary

Total Sample Weight 89.749 grams
Total Digested Weight 88.069 grams
Total Carbonate Weight 1.680 grams
Total Silica % 98.13 %
Total Carbonate % 1.87 %
Carbonate/Silica Ratio 0.019

General Comments:

None

Description

Worked By: M. Lachance

Pre-Digestion Grain Size Distribution

Onshore Grab Sample

Sample: VO-30-SS

Total Sample Mass: 89.749 grams

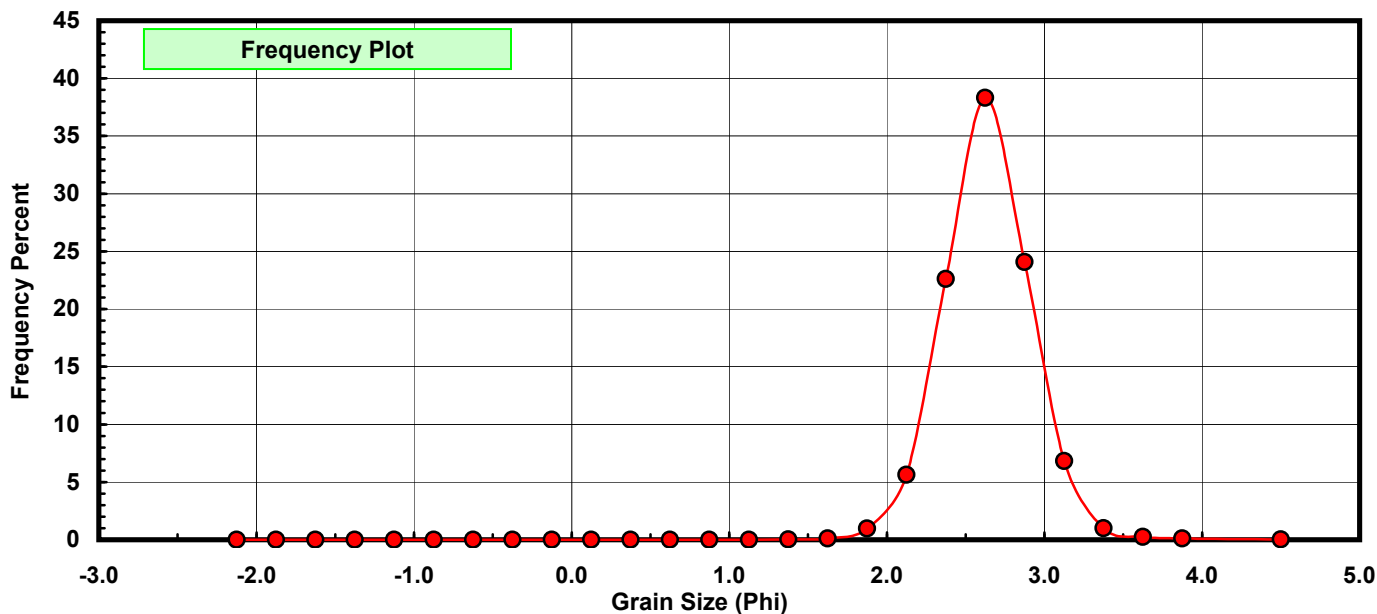
Sieve Size (phi)	Sieve Midpt (phi)	Weight (grams)	Freq Weight %	Cumulative Weight %
-2.00	-2.125	0.000	0.000	0.000
-1.75	-1.875	0.000	0.000	0.000
-1.50	-1.625	0.000	0.000	0.000
-1.25	-1.375	0.000	0.000	0.000
-1.00	-1.125	0.000	0.000	0.000
-0.75	-0.875	0.000	0.000	0.000
-0.50	-0.625	0.000	0.000	0.000
-0.25	-0.375	0.000	0.000	0.000
0.00	-0.125	0.000	0.000	0.000
0.25	0.125	0.000	0.000	0.000
0.50	0.375	0.011	0.012	0.012
0.75	0.625	0.009	0.010	0.022
1.00	0.875	0.008	0.009	0.031
1.25	1.125	0.009	0.010	0.041
1.50	1.375	0.028	0.031	0.072
1.75	1.625	0.112	0.125	0.197
2.00	1.875	0.861	0.959	1.157
2.25	2.125	5.066	5.645	6.801
2.50	2.375	20.288	22.605	29.406
2.75	2.625	34.377	38.303	67.710
3.00	2.875	21.614	24.083	91.793
3.25	3.125	6.137	6.838	98.631
3.50	3.375	0.907	1.011	99.641
3.75	3.625	0.221	0.246	99.887
4.00	3.875	0.088	0.098	99.986
5.00	4.500	0.013	0.014	100.000

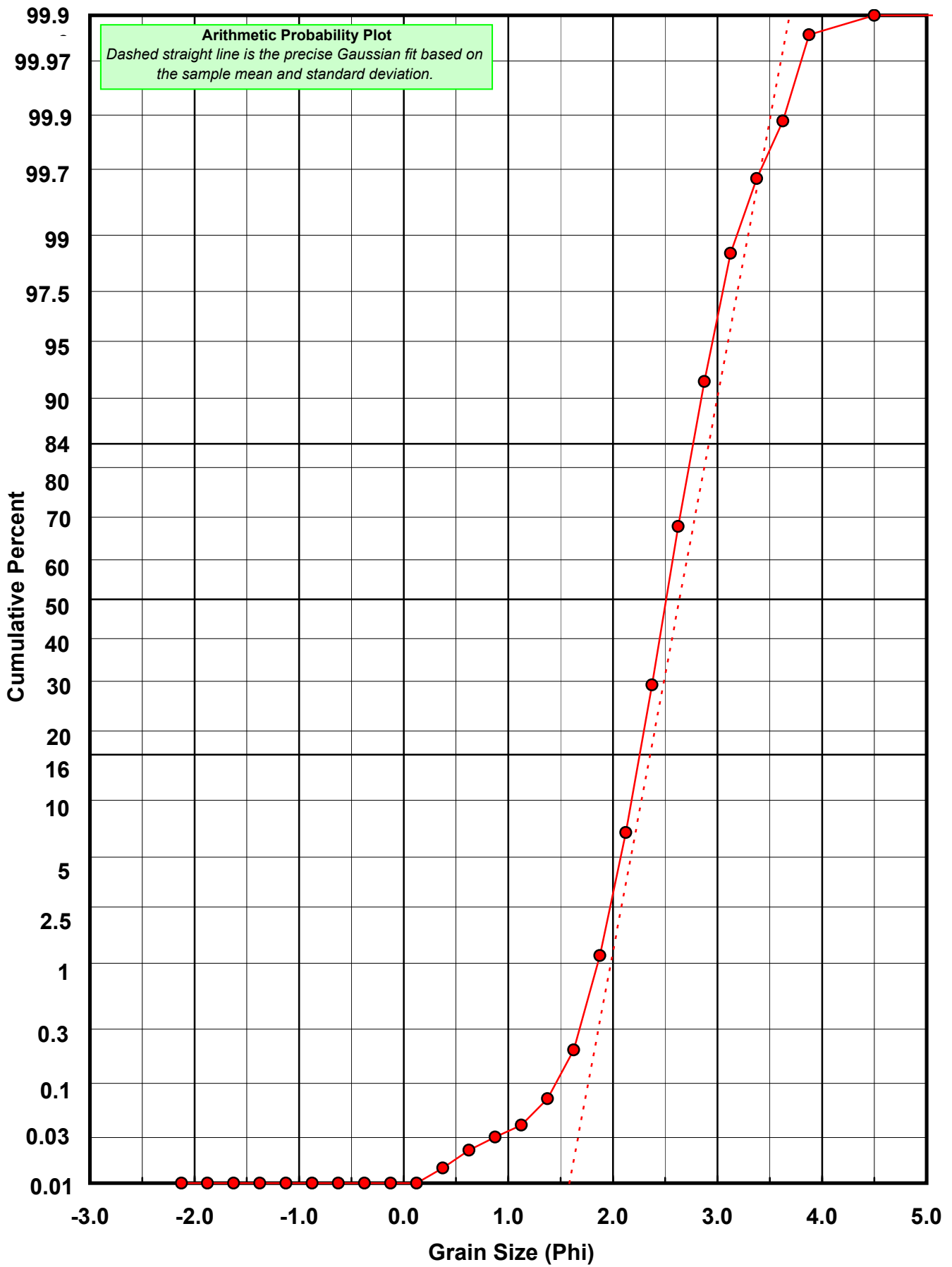
Statistical Results			
Mean:	2.6366	phi	(0.1608 mm)
Standard Dev:	0.2828	phi-units	(0.822 mm)
Skewness:	-0.0157	dimensionless	
Kurtosis:	4.8302	dimensionless	
5th Moment:	-3.9971	dimensionless	
6th Moment:	92.8156	dimensionless	
RARD *	0.1073	dimensionless	
Median	2.5094	phi	(0.1756 mm)

* RARD = reciprocal absolute relative dispersion (see below)

Statistical Explanation	
Calculations based on the Method of Moments	
Skewness: 3rd Stand. Moment; Exact Gaussian = 0.0	
Kurtosis: 4th Stand. Moment; Exact Gaussian = 3.0	
For Further Explanation, See Calculation Sheets	
Millimeter data calculated by $mm = 2^{(-phi)}$	

Reciprocal Absolute Relative Dispersion (RARD) Scale	
< 0.5	Excellent homogeneity (e.g., beaches)
0.5 to 1.0	Good homogeneity
1.0 to 1.33	Fair homogeneity
> 1.33	Poor homogeneity (e.g., glacial)





Carbonate Grain Size Distribution

Onshore Grab Sample

Sample: VO-30-SS

Total Carbonate Mass: 5.668 grams

% Carbonate: 1.9 %

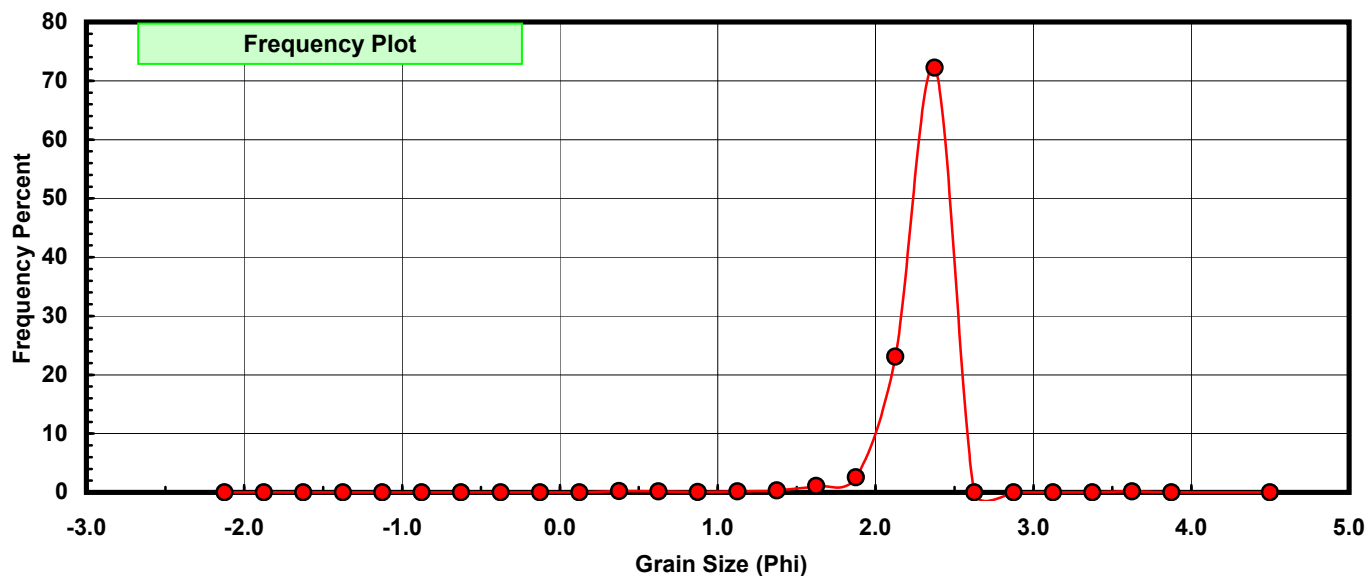
Sieve Size (phi)	Sieve Midpt (phi)	Weight (grams)	Freq Weight %	Cumulative Weight %
-2.00	-2.125	0.000	0.000	0.000
-1.75	-1.875	0.000	0.000	0.000
-1.50	-1.625	0.000	0.000	0.000
-1.25	-1.375	0.000	0.000	0.000
-1.00	-1.125	0.000	0.000	0.000
-0.75	-0.875	0.000	0.000	0.000
-0.50	-0.625	0.000	0.000	0.000
-0.25	-0.375	0.000	0.000	0.000
0.00	-0.125	0.000	0.000	0.000
0.25	0.125	0.000	0.000	0.000
0.50	0.375	0.011	0.194	0.194
0.75	0.625	0.009	0.159	0.353
1.00	0.875	0.004	0.071	0.423
1.25	1.125	0.008	0.141	0.565
1.50	1.375	0.019	0.335	0.900
1.75	1.625	0.063	1.112	2.011
2.00	1.875	0.145	2.558	4.570
2.25	2.125	1.307	23.059	27.629
2.50	2.375	4.094	72.230	99.859
2.75	2.625	0.000	0.000	99.859
3.00	2.875	0.000	0.000	99.859
3.25	3.125	0.000	0.000	99.859
3.50	3.375	0.000	0.000	99.859
3.75	3.625	0.008	0.141	100.000
4.00	3.875	0.000	0.000	100.000
5.00	4.500	0.000	0.000	100.000

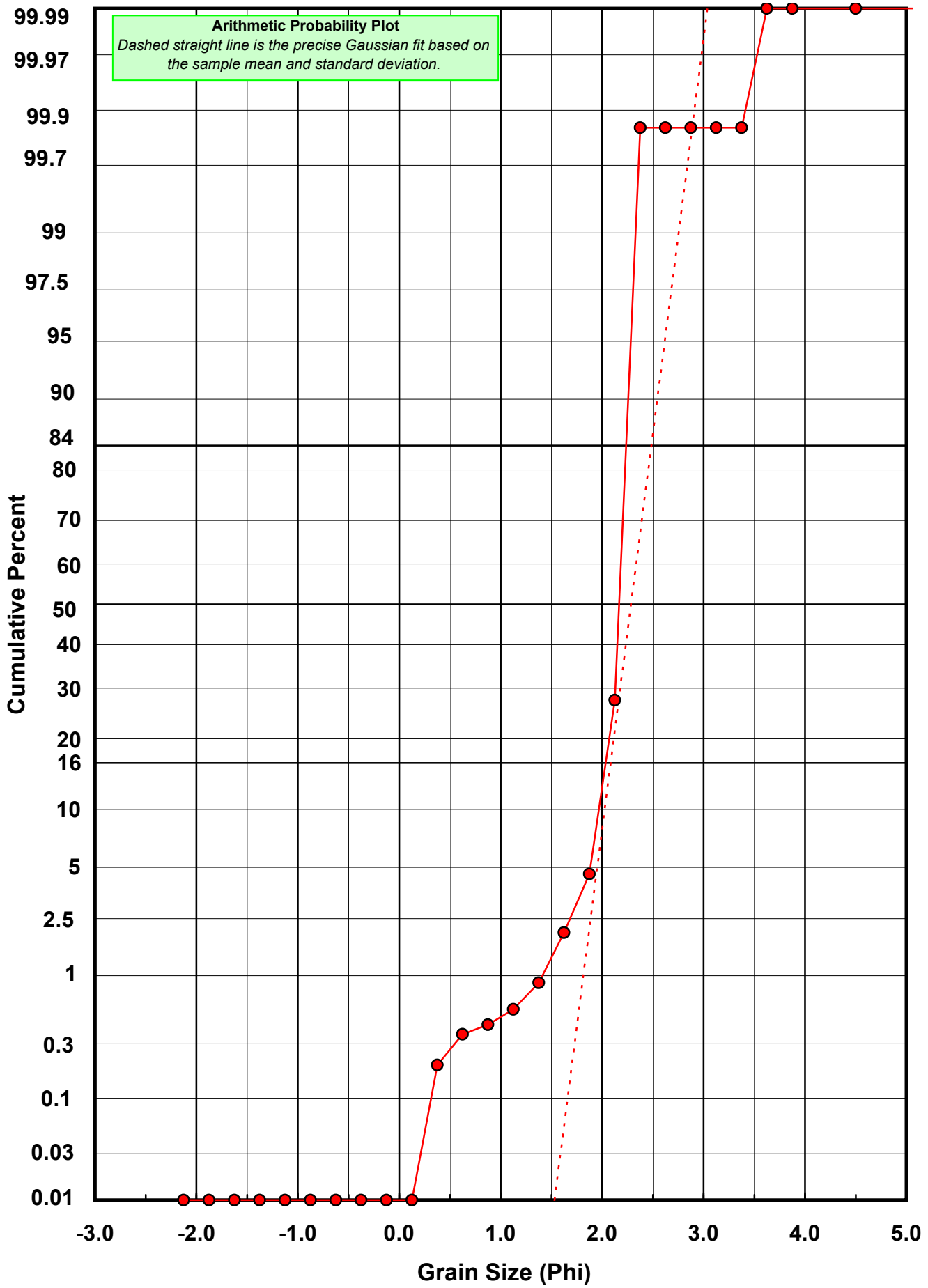
Statistical Results			
Mean:	2.2852	phi	(0.2052 mm)
Standard Dev:	0.2024	phi-units	(0.8691 mm)
Skewness:	-3.5573	dimensionless	
Kurtosis:	31.6611	dimensionless	
5th Moment:	-217.8491	dimensionless	
6th Moment:	2147.5584	dimensionless	
RARD *	0.0886	dimensionless	
Median	2.2024	phi	(0.2173 mm)

* RARD = reciprocal absolute relative dispersion (see below)

Statistical Explanation	
Calculations based on the Method of Moments	
Skewness: 3rd Stand. Moment; Exact Gaussian = 0.0	
Kurtosis: 4th Stand. Moment; Exact Gaussian = 3.0	
For Further Explanation, See Calculation Sheets	
Millimeter data calculated by $mm = 2^{(-phi)}$	

Reciprocal Absolute Relative Dispersion (RARD) Scale	
< 0.5	Excellent homogeneity (e.g., beaches)
0.5 to 1.0	Good homogeneity
1.0 to 1.33	Fair homogeneity
> 1.33	Poor homogeneity (e.g., glacial)





Post-Digestion Grain Size Distribution

Onshore Grab Sample

Sample: VO-30-SS

Total Digested Mass: 88.043 grams

% Silica: 98.1 %

Sieve Size (phi)	Sieve Midpt (phi)	Weight (grams)	Freq Weight %	Cumulative Weight %
-2.00	-2.125	0.000	0.000	0.000
-1.75	-1.875	0.000	0.000	0.000
-1.50	-1.625	0.000	0.000	0.000
-1.25	-1.375	0.000	0.000	0.000
-1.00	-1.125	0.000	0.000	0.000
-0.75	-0.875	0.000	0.000	0.000
-0.50	-0.625	0.000	0.000	0.000
-0.25	-0.375	0.000	0.000	0.000
0.00	-0.125	0.000	0.000	0.000
0.25	0.125	0.000	0.000	0.000
0.50	0.375	0.000	0.000	0.000
0.75	0.625	0.000	0.000	0.000
1.00	0.875	0.004	0.005	0.005
1.25	1.125	0.001	0.001	0.006
1.50	1.375	0.009	0.010	0.016
1.75	1.625	0.049	0.056	0.072
2.00	1.875	0.716	0.813	0.885
2.25	2.125	3.759	4.270	5.154
2.50	2.375	16.194	18.393	23.548
2.75	2.625	34.962	39.710	63.258
3.00	2.875	24.367	27.676	90.934
3.25	3.125	6.676	7.583	98.517
3.50	3.375	0.985	1.119	99.635
3.75	3.625	0.213	0.242	99.877
4.00	3.875	0.108	0.123	100.000
5.00	4.500	0.000	0.000	100.000

Statistical Results			
Mean:	2.6702	phi	(0.1571 mm)
Standard Dev:	0.2707	phi-units	(0.8289 mm)
Skewness:	0.0373	dimensionless	
Kurtosis:	3.9536	dimensionless	
5th Moment:	1.0306	dimensionless	
6th Moment:	35.5273	dimensionless	
RARD *	0.1014	dimensionless	
Median	2.5415	phi	(0.1718 mm)

* RARD = reciprocal absolute relative dispersion (see below)

Statistical Explanation	
Calculations based on the Method of Moments	
Skewness: 3rd Stand. Moment; Exact Gaussian = 0.0	
Kurtosis: 4th Stand. Moment; Exact Gaussian = 3.0	
For Further Explanation, See Calculation Sheets	
Millimeter data calculated by $mm = 2^{(-phi)}$	

Reciprocal Absolute Relative Dispersion (RARD) Scale	
< 0.5	Excellent homogeneity (e.g., beaches)
0.5 to 1.0	Good homogeneity
1.0 to 1.33	Fair homogeneity
> 1.33	Poor homogeneity (e.g., glacial)

