

Onshore Grab Sample

Sample: VO-26-SS
Sample Taken By: J. Ladner
Sample Collected On: 12/3/03
Splits? Yes

County: Volusia
Latitude: 29° 07' 2.82"
Longitude: 80° 56' 55.56"
Datum: NAD 83
Surf. Elev: N/A
Datum: N/A

Fine Data Summary

Total Sample Weight 82.312 grams
Total Fines in Sample 1.045 grams
Total Percent Fines 1.25 %

Dry Sieving Summary

Total Sample Weight 81.190 grams
Total Digested Weight 79.377 grams
Total Carbonate Weight 1.813 grams
Total Silica % 97.77 %
Total Carbonate % 2.23 %
Carbonate/Silica Ratio 0.023

General Comments:

None

Description

Worked By: M. Lachance

Pre-Digestion Grain Size Distribution

Onshore Grab Sample

Sample: VO-26-SS

Total Sample Mass: 81.190 grams

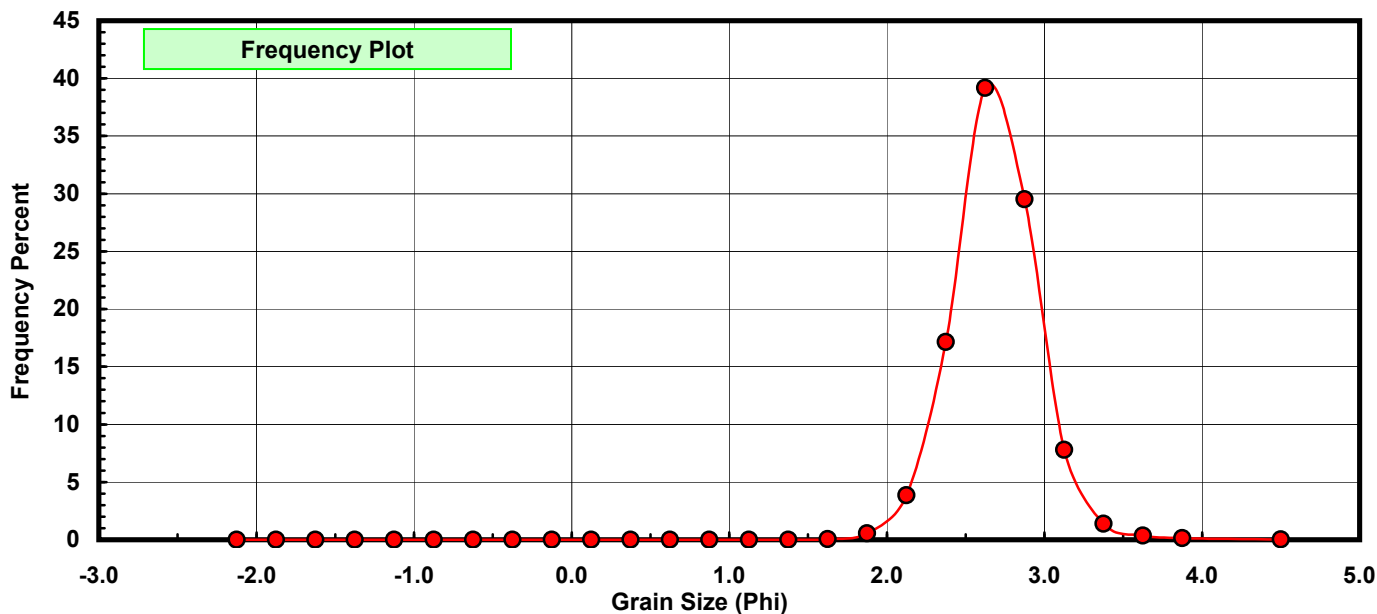
Sieve Size (phi)	Sieve Midpt (phi)	Weight (grams)	Freq Weight %	Cumulative Weight %
-2.00	-2.125	0.000	0.000	0.000
-1.75	-1.875	0.000	0.000	0.000
-1.50	-1.625	0.000	0.000	0.000
-1.25	-1.375	0.000	0.000	0.000
-1.00	-1.125	0.000	0.000	0.000
-0.75	-0.875	0.000	0.000	0.000
-0.50	-0.625	0.000	0.000	0.000
-0.25	-0.375	0.000	0.000	0.000
0.00	-0.125	0.000	0.000	0.000
0.25	0.125	0.000	0.000	0.000
0.50	0.375	0.002	0.002	0.002
0.75	0.625	0.003	0.004	0.006
1.00	0.875	0.003	0.004	0.010
1.25	1.125	0.003	0.004	0.014
1.50	1.375	0.009	0.011	0.025
1.75	1.625	0.039	0.048	0.073
2.00	1.875	0.442	0.544	0.617
2.25	2.125	3.142	3.870	4.487
2.50	2.375	13.924	17.150	21.637
2.75	2.625	31.799	39.166	60.803
3.00	2.875	23.965	29.517	90.320
3.25	3.125	6.323	7.788	98.108
3.50	3.375	1.116	1.375	99.483
3.75	3.625	0.293	0.361	99.844
4.00	3.875	0.106	0.131	99.974
5.00	4.500	0.021	0.026	100.000

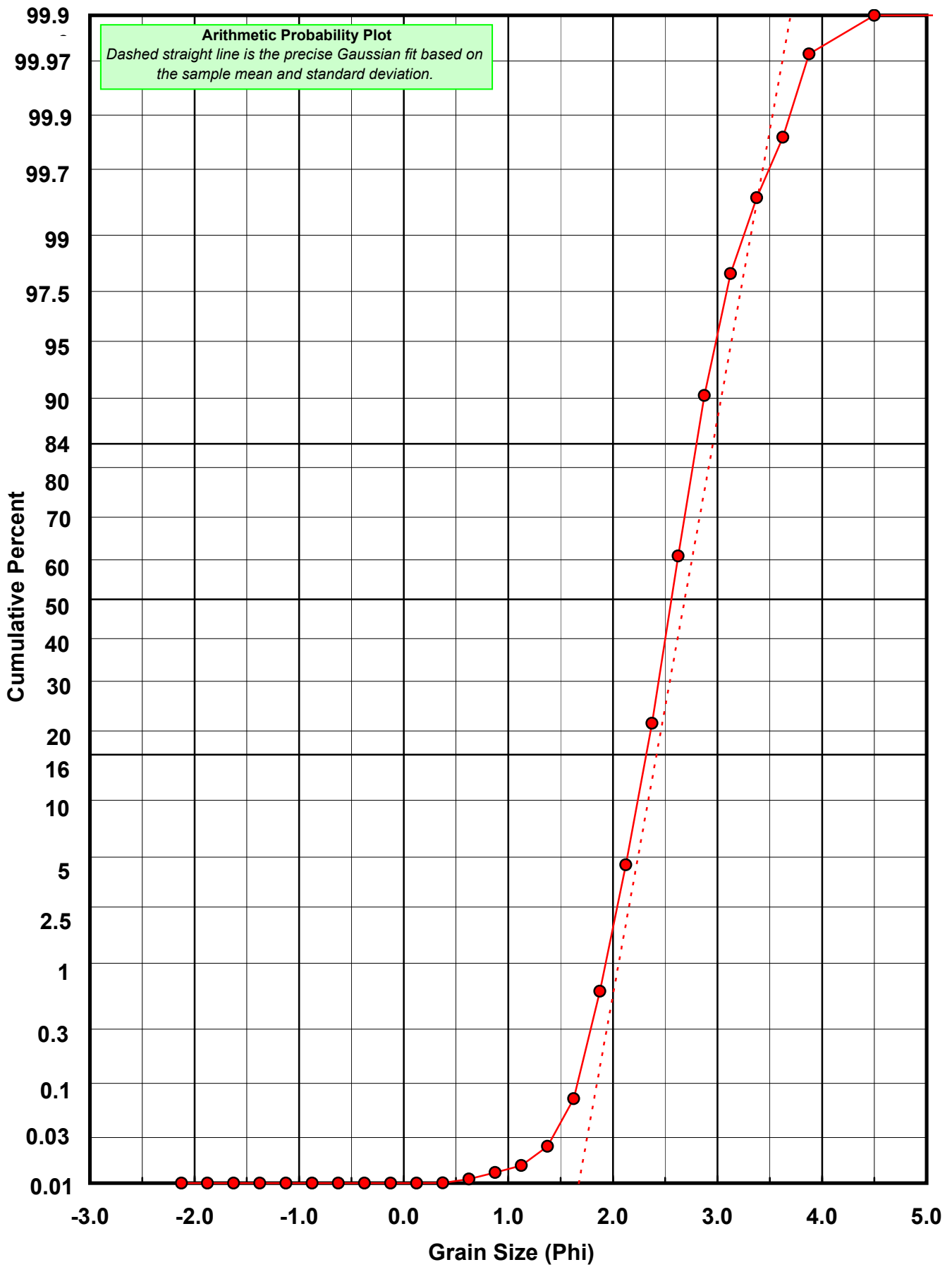
Statistical Results			
Mean:	2.6866	phi	(0.1553 mm)
Standard Dev:	0.2719	phi-units	(0.8283 mm)
Skewness:	0.1451	dimensionless	
Kurtosis:	4.6893	dimensionless	
5th Moment:	3.0843	dimensionless	
6th Moment:	75.2151	dimensionless	
RARD *	0.1012	dimensionless	
Median	2.5560	phi	(0.17 mm)

* RARD = reciprocal absolute relative dispersion (see below)

Statistical Explanation	
Calculations based on the Method of Moments	
Skewness: 3rd Stand. Moment; Exact Gaussian = 0.0	
Kurtosis: 4th Stand. Moment; Exact Gaussian = 3.0	
For Further Explanation, See Calculation Sheets	
Millimeter data calculated by $mm = 2^{(-phi)}$	

Reciprocal Absolute Relative Dispersion (RARD) Scale	
< 0.5	Excellent homogeneity (e.g., beaches)
0.5 to 1.0	Good homogeneity
1.0 to 1.33	Fair homogeneity
> 1.33	Poor homogeneity (e.g., glacial)





Carbonate Grain Size Distribution

Onshore Grab Sample

Sample: VO-26-SS

Total Carbonate Mass: 5.656 grams

% Carbonate: 2.2 %

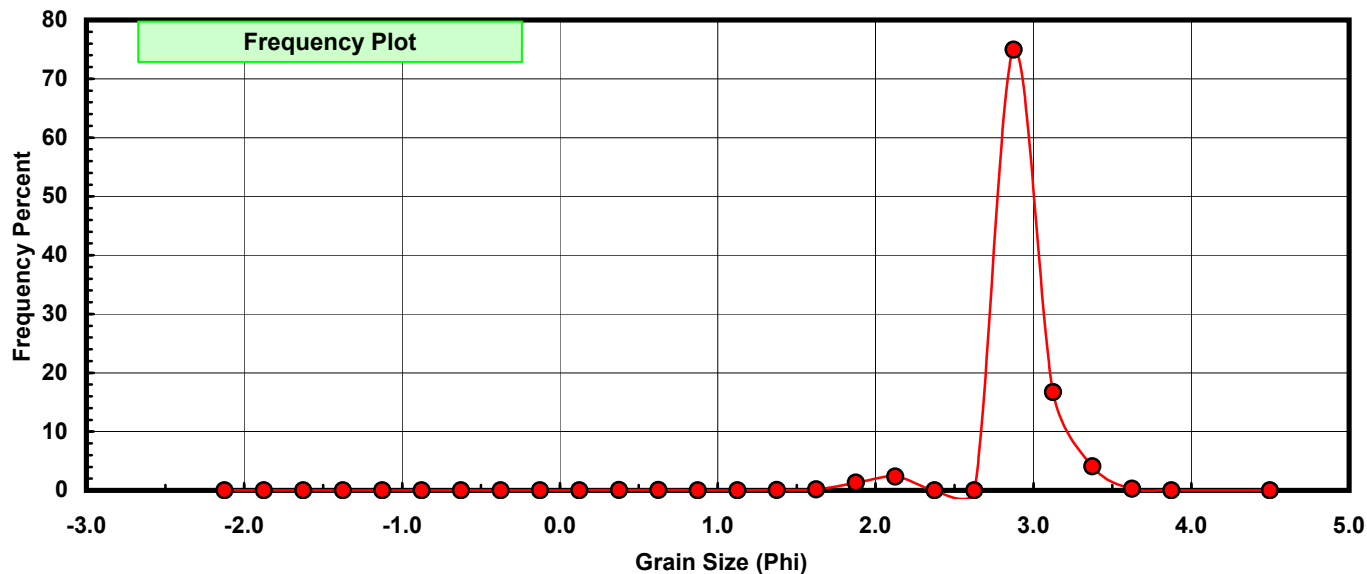
Sieve Size (phi)	Sieve Midpt (phi)	Weight (grams)	Freq Weight %	Cumulative Weight %
-2.00	-2.125	0.000	0.000	0.000
-1.75	-1.875	0.000	0.000	0.000
-1.50	-1.625	0.000	0.000	0.000
-1.25	-1.375	0.000	0.000	0.000
-1.00	-1.125	0.000	0.000	0.000
-0.75	-0.875	0.000	0.000	0.000
-0.50	-0.625	0.000	0.000	0.000
-0.25	-0.375	0.000	0.000	0.000
0.00	-0.125	0.000	0.000	0.000
0.25	0.125	0.000	0.000	0.000
0.50	0.375	0.002	0.035	0.035
0.75	0.625	0.003	0.053	0.088
1.00	0.875	0.000	0.000	0.088
1.25	1.125	0.000	0.000	0.088
1.50	1.375	0.003	0.053	0.141
1.75	1.625	0.010	0.177	0.318
2.00	1.875	0.074	1.308	1.627
2.25	2.125	0.132	2.334	3.960
2.50	2.375	0.000	0.000	3.960
2.75	2.625	0.000	0.000	3.960
3.00	2.875	4.240	74.965	78.925
3.25	3.125	0.944	16.690	95.615
3.50	3.375	0.232	4.102	99.717
3.75	3.625	0.016	0.283	100.000
4.00	3.875	0.000	0.000	100.000
5.00	4.500	0.000	0.000	100.000

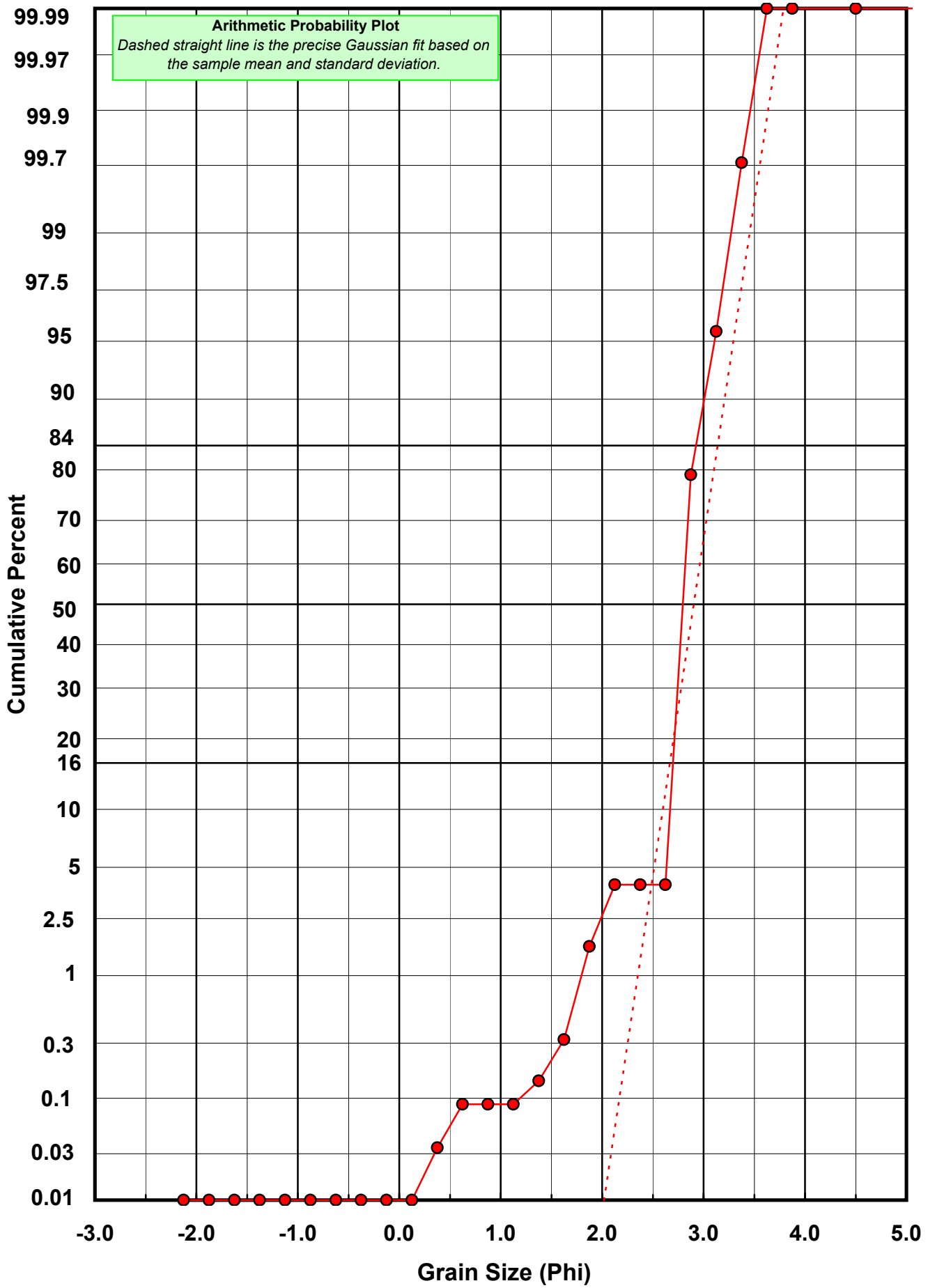
Statistical Results			
Mean:	2.9037	phi	(0.1336 mm)
Standard Dev:	0.2377	phi-units	(0.8481 mm)
Skewness:	-2.6569	dimensionless	
Kurtosis:	19.6621	dimensionless	
5th Moment:	-131.3951	dimensionless	
6th Moment:	1123.2514	dimensionless	
RARD *	0.0819	dimensionless	
Median	2.7785	phi	(0.1457 mm)

* RARD = reciprocal absolute relative dispersion (see below)

Statistical Explanation	
Calculations based on the Method of Moments	
Skewness: 3rd Stand. Moment; Exact Gaussian = 0.0	
Kurtosis: 4th Stand. Moment; Exact Gaussian = 3.0	
For Further Explanation, See Calculation Sheets	
Millimeter data calculated by $mm = 2^{(-phi)}$	

Reciprocal Absolute Relative Dispersion (RARD) Scale	
< 0.5	Excellent homogeneity (e.g., beaches)
0.5 to 1.0	Good homogeneity
1.0 to 1.33	Fair homogeneity
> 1.33	Poor homogeneity (e.g., glacial)





Post-Digestion Grain Size Distribution

Onshore Grab Sample

Sample: VO-26-SS

Total Digested Mass: 79.342 grams

% Silica: 97.8 %

Sieve Size (phi)	Sieve Midpt (phi)	Weight (grams)	Freq Weight %	Cumulative Weight %
-2.00	-2.125	0.000	0.000	0.000
-1.75	-1.875	0.000	0.000	0.000
-1.50	-1.625	0.000	0.000	0.000
-1.25	-1.375	0.000	0.000	0.000
-1.00	-1.125	0.000	0.000	0.000
-0.75	-0.875	0.000	0.000	0.000
-0.50	-0.625	0.000	0.000	0.000
-0.25	-0.375	0.000	0.000	0.000
0.00	-0.125	0.000	0.000	0.000
0.25	0.125	0.000	0.000	0.000
0.50	0.375	0.000	0.000	0.000
0.75	0.625	0.000	0.000	0.000
1.00	0.875	0.008	0.010	0.010
1.25	1.125	0.003	0.004	0.014
1.50	1.375	0.006	0.008	0.021
1.75	1.625	0.029	0.037	0.058
2.00	1.875	0.368	0.464	0.522
2.25	2.125	3.010	3.794	4.315
2.50	2.375	15.653	19.729	24.044
2.75	2.625	33.881	42.702	66.746
3.00	2.875	19.725	24.861	91.607
3.25	3.125	5.379	6.780	98.387
3.50	3.375	0.884	1.114	99.501
3.75	3.625	0.277	0.349	99.850
4.00	3.875	0.119	0.150	100.000
5.00	4.500	0.000	0.000	100.000

Statistical Results			
Mean:	2.6623	phi	(0.158 mm)
Standard Dev:	0.2634	phi-units	(0.8331 mm)
Skewness:	0.2660	dimensionless	
Kurtosis:	4.3968	dimensionless	
5th Moment:	3.2412	dimensionless	
6th Moment:	49.7856	dimensionless	
RARD *	0.0989	dimensionless	
Median	2.5270	phi	(0.1735 mm)

* RARD = reciprocal absolute relative dispersion (see below)

Statistical Explanation	
Calculations based on the Method of Moments	
Skewness: 3rd Stand. Moment; Exact Gaussian = 0.0	
Kurtosis: 4th Stand. Moment; Exact Gaussian = 3.0	
For Further Explanation, See Calculation Sheets	
Millimeter data calculated by $mm = 2^{(-phi)}$	

Reciprocal Absolute Relative Dispersion (RARD) Scale	
< 0.5	Excellent homogeneity (e.g., beaches)
0.5 to 1.0	Good homogeneity
1.0 to 1.33	Fair homogeneity
> 1.33	Poor homogeneity (e.g., glacial)

