

Onshore Grab Sample

Sample: VO-22-BB
Sample Taken By: J. Ladner
Sample Collected On: 12/3/03
Splits? N/A

County: Volusia
Latitude: 29° 09' 50.76"
Longitude: 80° 58' 28.86"
Datum: NAD 83
Surf. Elev: N/A
Datum: N/A

Fine Data Summary

Total Sample Weight 86.5 grams
Total Fines in Sample 0.224 grams
Total Percent Fines 0.26 %

Dry Sieving Summary

Total Sample Weight 86.150 grams
Total Digested Weight 81.961 grams
Total Carbonate Weight 4.189 grams
Total Silica % 95.14 %
Total Carbonate % 4.86 %
Carbonate/Silica Ratio 0.051

General Comments:

None

Description

Worked By: M. Lachance

Pre-Digestion Grain Size Distribution

Onshore Grab Sample

Sample: VO-22-BB

Total Sample Mass: 86.150 grams

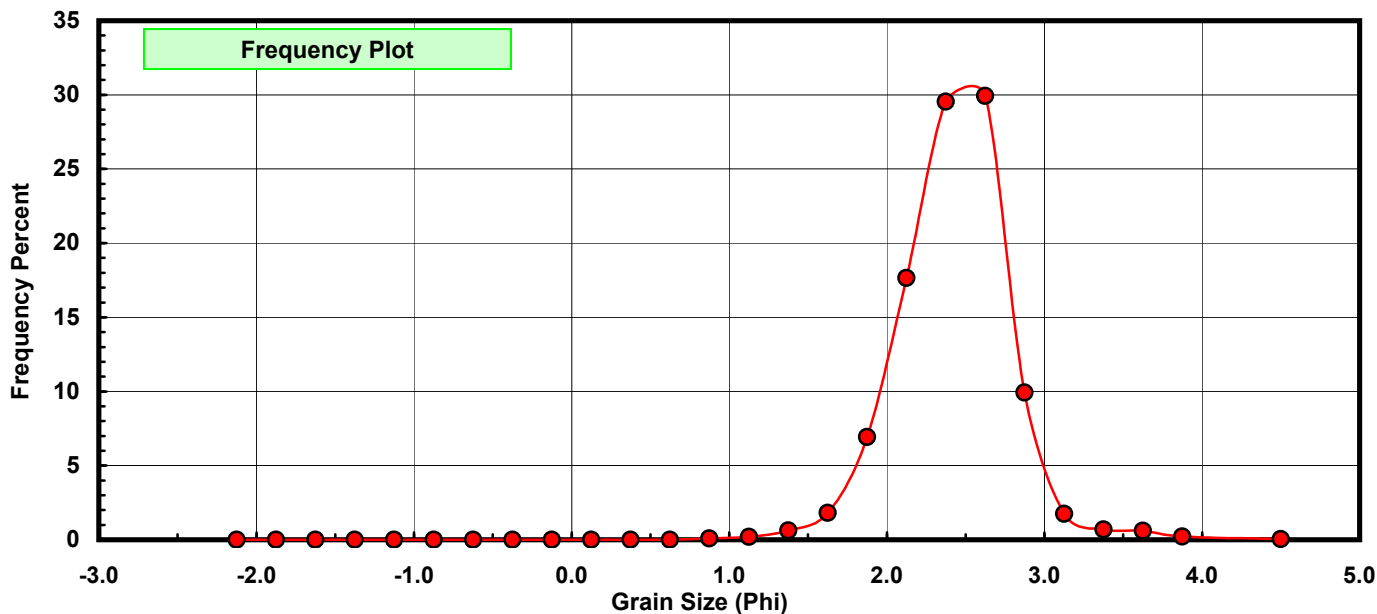
Sieve Size (phi)	Sieve Midpt (phi)	Weight (grams)	Freq Weight %	Cumulative Weight %
-2.00	-2.125	0.000	0.000	0.000
-1.75	-1.875	0.000	0.000	0.000
-1.50	-1.625	0.000	0.000	0.000
-1.25	-1.375	0.000	0.000	0.000
-1.00	-1.125	0.000	0.000	0.000
-0.75	-0.875	0.000	0.000	0.000
-0.50	-0.625	0.000	0.000	0.000
-0.25	-0.375	0.000	0.000	0.000
0.00	-0.125	0.000	0.000	0.000
0.25	0.125	0.000	0.000	0.000
0.50	0.375	0.001	0.001	0.001
0.75	0.625	0.001	0.001	0.002
1.00	0.875	0.077	0.089	0.092
1.25	1.125	0.175	0.203	0.295
1.50	1.375	0.535	0.621	0.916
1.75	1.625	1.560	1.811	2.727
2.00	1.875	5.960	6.918	9.645
2.25	2.125	15.206	17.651	27.295
2.50	2.375	25.451	29.543	56.838
2.75	2.625	25.777	29.921	86.759
3.00	2.875	8.554	9.929	96.688
3.25	3.125	1.500	1.741	98.429
3.50	3.375	0.604	0.701	99.131
3.75	3.625	0.529	0.614	99.745
4.00	3.875	0.179	0.208	99.952
5.00	4.500	0.041	0.048	100.000

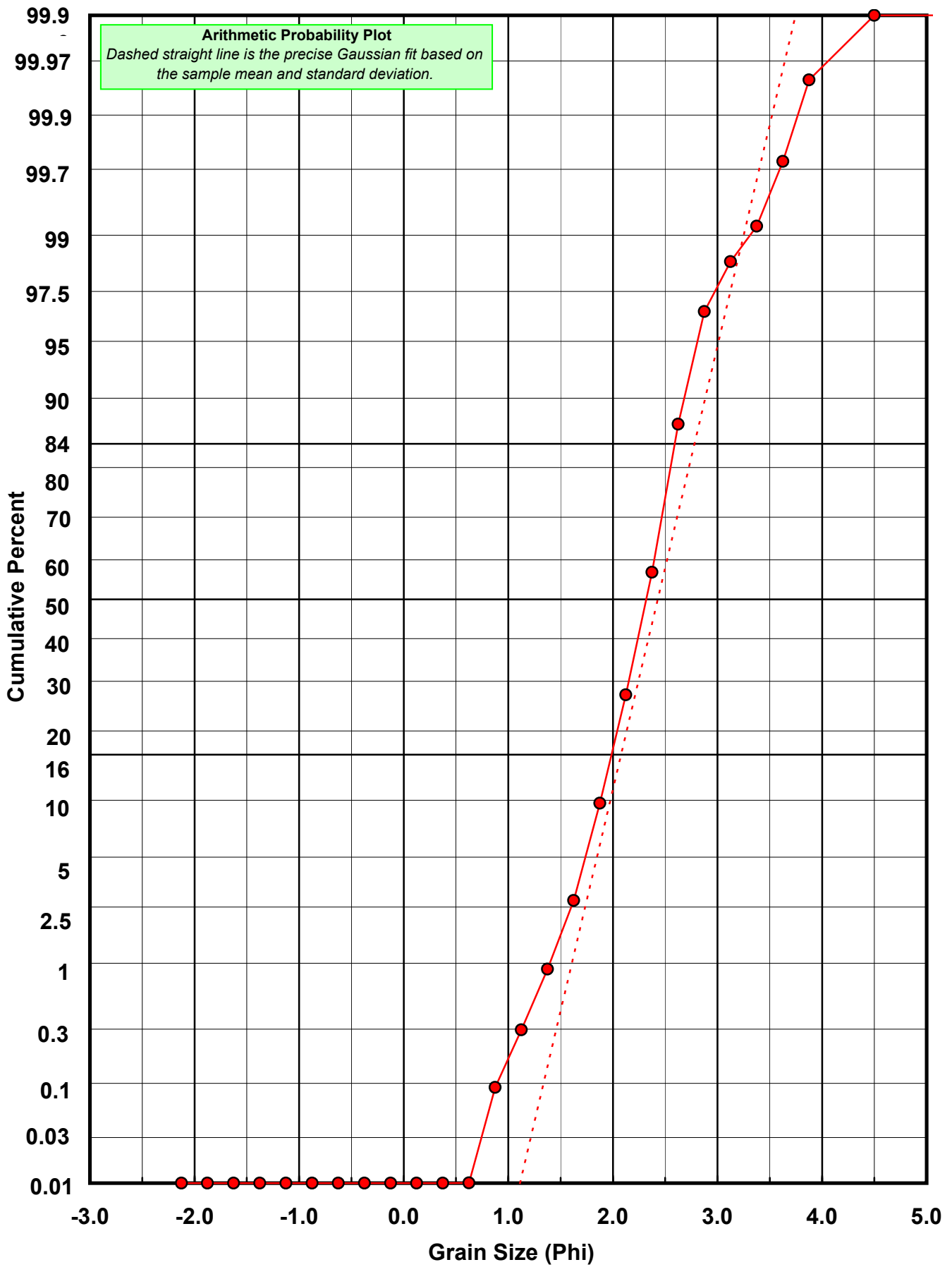
Statistical Results			
Mean:	2.4289	phi	(0.1857 mm)
Standard Dev:	0.3540	phi-units	(0.7824 mm)
Skewness:	0.0558	dimensionless	
Kurtosis:	5.1015	dimensionless	
5th Moment:	3.9507	dimensionless	
6th Moment:	62.6217	dimensionless	
RARD *	0.1457	dimensionless	
Median	2.3171	phi	(0.2007 mm)

* RARD = reciprocal absolute relative dispersion (see below)

Statistical Explanation	
Calculations based on the Method of Moments	
Skewness: 3rd Stand. Moment; Exact Gaussian = 0.0	
Kurtosis: 4th Stand. Moment; Exact Gaussian = 3.0	
For Further Explanation, See Calculation Sheets	
Millimeter data calculated by $mm = 2^{(-phi)}$	

Reciprocal Absolute Relative Dispersion (RARD) Scale	
< 0.5	Excellent homogeneity (e.g., beaches)
0.5 to 1.0	Good homogeneity
1.0 to 1.33	Fair homogeneity
> 1.33	Poor homogeneity (e.g., glacial)





Carbonate Grain Size Distribution

Onshore Grab Sample

Sample: VO-22-BB

Total Carbonate Mass: 5.390 grams

% Carbonate: 4.9 %

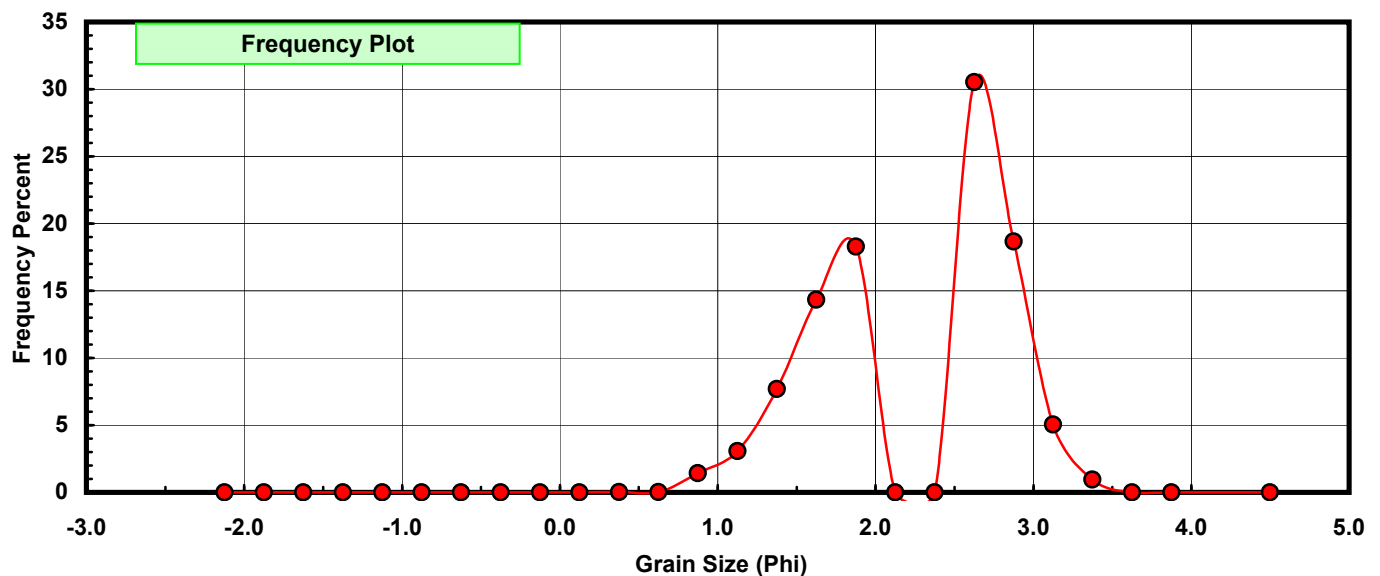
Sieve Size (phi)	Sieve Midpt (phi)	Weight (grams)	Freq Weight %	Cumulative Weight %
-2.00	-2.125	0.000	0.000	0.000
-1.75	-1.875	0.000	0.000	0.000
-1.50	-1.625	0.000	0.000	0.000
-1.25	-1.375	0.000	0.000	0.000
-1.00	-1.125	0.000	0.000	0.000
-0.75	-0.875	0.000	0.000	0.000
-0.50	-0.625	0.000	0.000	0.000
-0.25	-0.375	0.000	0.000	0.000
0.00	-0.125	0.000	0.000	0.000
0.25	0.125	0.000	0.000	0.000
0.50	0.375	0.001	0.019	0.019
0.75	0.625	0.001	0.019	0.037
1.00	0.875	0.077	1.429	1.466
1.25	1.125	0.166	3.080	4.545
1.50	1.375	0.414	7.681	12.226
1.75	1.625	0.772	14.323	26.549
2.00	1.875	0.985	18.275	44.824
2.25	2.125	0.000	0.000	44.824
2.50	2.375	0.000	0.000	44.824
2.75	2.625	1.645	30.519	75.343
3.00	2.875	1.006	18.664	94.007
3.25	3.125	0.272	5.046	99.054
3.50	3.375	0.051	0.946	100.000
3.75	3.625	0.000	0.000	100.000
4.00	3.875	0.000	0.000	100.000
5.00	4.500	0.000	0.000	100.000

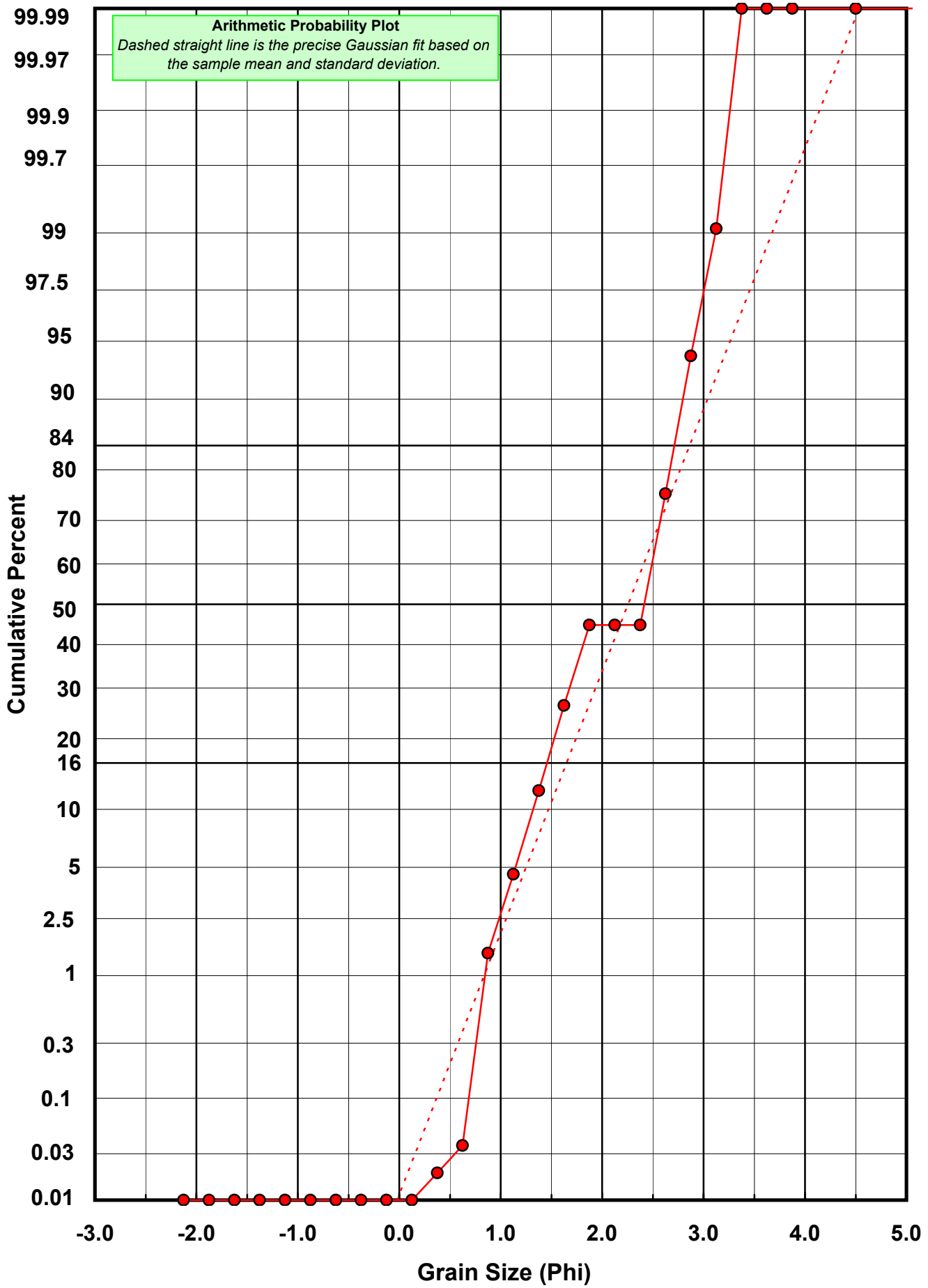
Statistical Results			
Mean:	2.2557	phi	(0.2094 mm)
Standard Dev:	0.6115	phi-units	(0.6545 mm)
Skewness:	-0.3346	dimensionless	
Kurtosis:	1.8260	dimensionless	
5th Moment:	-1.5291	dimensionless	
6th Moment:	5.2024	dimensionless	
RARD *	0.2711	dimensionless	
Median	2.4174	phi	(0.1872 mm)

* RARD = reciprocal absolute relative dispersion (see below)

Statistical Explanation	
Calculations based on the Method of Moments	
Skewness: 3rd Stand. Moment; Exact Gaussian = 0.0	
Kurtosis: 4th Stand. Moment; Exact Gaussian = 3.0	
For Further Explanation, See Calculation Sheets	
Millimeter data calculated by $mm = 2^{(-phi)}$	

Reciprocal Absolute Relative Dispersion (RARD) Scale	
< 0.5	Excellent homogeneity (e.g., beaches)
0.5 to 1.0	Good homogeneity
1.0 to 1.33	Fair homogeneity
> 1.33	Poor homogeneity (e.g., glacial)





Post-Digestion Grain Size Distribution

Onshore Grab Sample

Sample: VO-22-BB

Total Digested Mass: 81.924 grams

% Silica: 95.1 %

Sieve Size (phi)	Sieve Midpt (phi)	Weight (grams)	Freq Weight %	Cumulative Weight %
-2.00	-2.125	0.000	0.000	0.000
-1.75	-1.875	0.000	0.000	0.000
-1.50	-1.625	0.000	0.000	0.000
-1.25	-1.375	0.000	0.000	0.000
-1.00	-1.125	0.000	0.000	0.000
-0.75	-0.875	0.000	0.000	0.000
-0.50	-0.625	0.000	0.000	0.000
-0.25	-0.375	0.000	0.000	0.000
0.00	-0.125	0.000	0.000	0.000
0.25	0.125	0.000	0.000	0.000
0.50	0.375	0.000	0.000	0.000
0.75	0.625	0.000	0.000	0.000
1.00	0.875	0.000	0.000	0.000
1.25	1.125	0.009	0.011	0.011
1.50	1.375	0.121	0.148	0.159
1.75	1.625	0.788	0.962	1.121
2.00	1.875	4.975	6.073	7.193
2.25	2.125	15.281	18.653	25.846
2.50	2.375	26.355	32.170	58.016
2.75	2.625	24.132	29.457	87.473
3.00	2.875	7.548	9.213	96.686
3.25	3.125	1.228	1.499	98.185
3.50	3.375	0.553	0.675	98.860
3.75	3.625	0.706	0.862	99.722
4.00	3.875	0.228	0.278	100.000
5.00	4.500	0.000	0.000	100.000

Statistical Results			
Mean:	2.4418	phi	(0.1841 mm)
Standard Dev:	0.3273	phi-units	(0.7971 mm)
Skewness:	0.5100	dimensionless	
Kurtosis:	4.8786	dimensionless	
5th Moment:	9.4838	dimensionless	
6th Moment:	51.2423	dimensionless	
RARD *	0.1340	dimensionless	
Median	2.3127	phi	(0.2013 mm)

* RARD = reciprocal absolute relative dispersion (see below)

Statistical Explanation	
Calculations based on the Method of Moments	
Skewness: 3rd Stand. Moment; Exact Gaussian = 0.0	
Kurtosis: 4th Stand. Moment; Exact Gaussian = 3.0	
For Further Explanation, See Calculation Sheets	
Millimeter data calculated by $mm = 2^{(-phi)}$	

Reciprocal Absolute Relative Dispersion (RARD) Scale	
< 0.5	Excellent homogeneity (e.g., beaches)
0.5 to 1.0	Good homogeneity
1.0 to 1.33	Fair homogeneity
> 1.33	Poor homogeneity (e.g., glacial)

