

Onshore Grab Sample

Sample: VO-21-SS
Sample Taken By: J. Ladner
Sample Collected On: 12/3/03
Splits? N/A

County: Volusia
Latitude: 29° 10' 35.58"
Longitude: 80° 58' 53.58"
Datum: NAD 83
Surf. Elev: N/A
Datum: N/A

Fine Data Summary

Total Sample Weight 79.918 grams
Total Fines in Sample 0.859 grams
Total Percent Fines 1.06 %

Dry Sieving Summary

Total Sample Weight 78.924 grams
Total Digested Weight 77.564 grams
Total Carbonate Weight 1.360 grams
Total Silica % 98.28 %
Total Carbonate % 1.72 %
Carbonate/Silica Ratio 0.018

General Comments:

None

Description

Worked By: M. Lachance

Pre-Digestion Grain Size Distribution

Onshore Grab Sample

Sample: VO-21-SS

Total Sample Mass: 78.924 grams

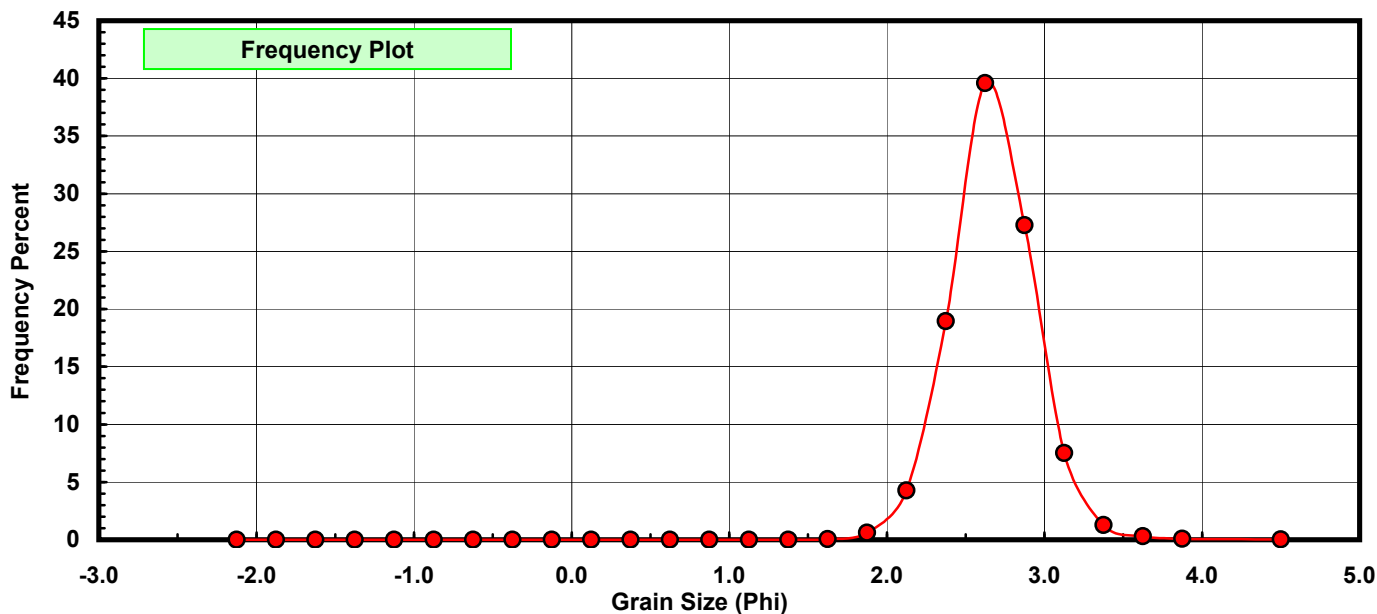
Sieve Size (phi)	Sieve Midpt (phi)	Weight (grams)	Freq Weight %	Cumulative Weight %
-2.00	-2.125	0.000	0.000	0.000
-1.75	-1.875	0.000	0.000	0.000
-1.50	-1.625	0.000	0.000	0.000
-1.25	-1.375	0.000	0.000	0.000
-1.00	-1.125	0.000	0.000	0.000
-0.75	-0.875	0.010	0.013	0.013
-0.50	-0.625	0.005	0.006	0.019
-0.25	-0.375	0.001	0.001	0.020
0.00	-0.125	0.003	0.004	0.024
0.25	0.125	0.001	0.001	0.025
0.50	0.375	0.001	0.001	0.027
0.75	0.625	0.001	0.001	0.028
1.00	0.875	0.000	0.000	0.028
1.25	1.125	0.001	0.001	0.029
1.50	1.375	0.002	0.003	0.032
1.75	1.625	0.038	0.048	0.080
2.00	1.875	0.489	0.620	0.699
2.25	2.125	3.365	4.264	4.963
2.50	2.375	14.956	18.950	23.913
2.75	2.625	31.236	39.577	63.490
3.00	2.875	21.533	27.283	90.773
3.25	3.125	5.941	7.527	98.301
3.50	3.375	1.008	1.277	99.578
3.75	3.625	0.243	0.308	99.886
4.00	3.875	0.072	0.091	99.977
5.00	4.500	0.018	0.023	100.000

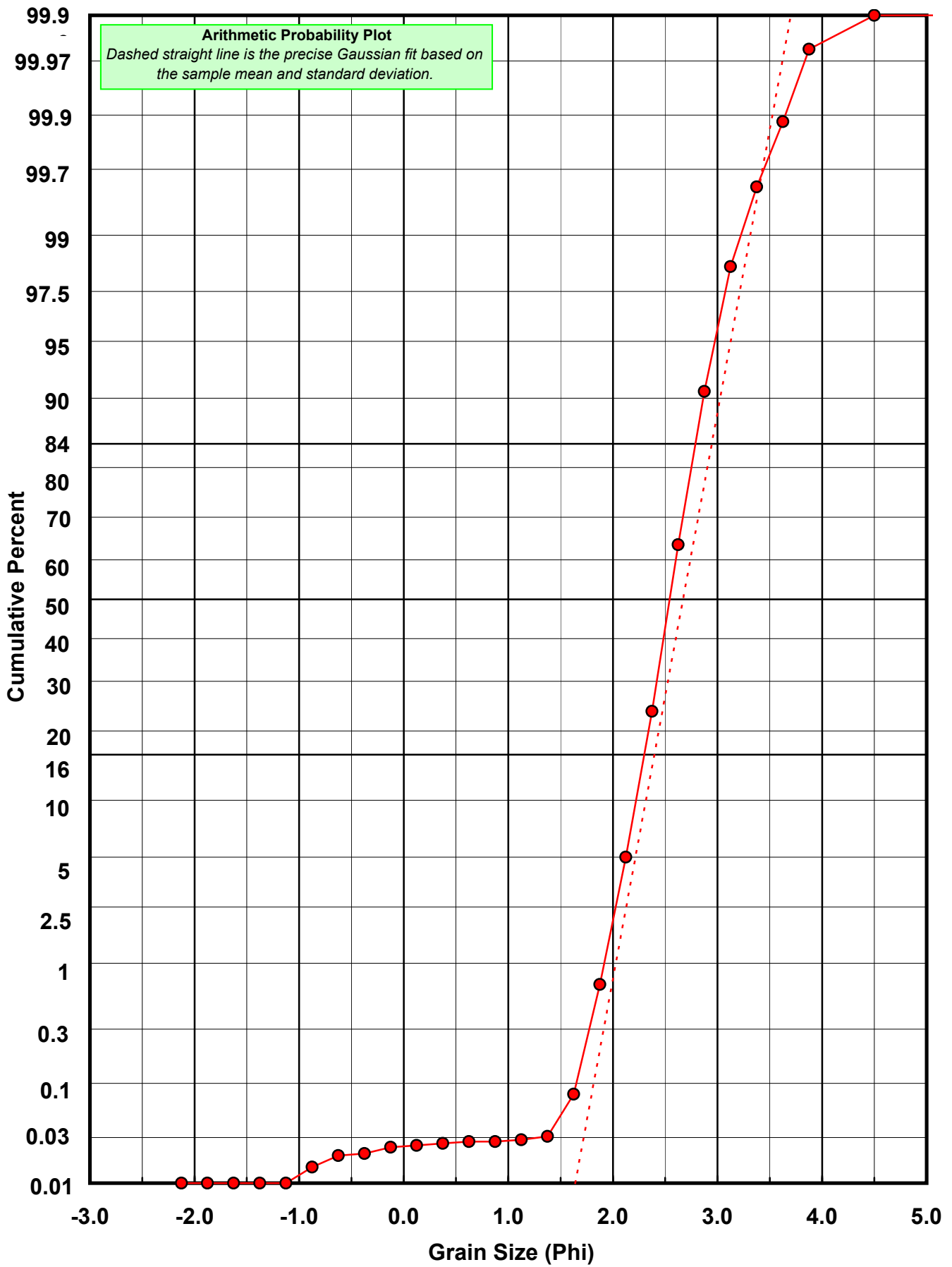
Statistical Results			
Mean:	2.6703	phi	(0.1571 mm)
Standard Dev:	0.2768	phi-units	(0.8254 mm)
Skewness:	-0.2682	dimensionless	
Kurtosis:	9.3643	dimensionless	
5th Moment:	-62.3364	dimensionless	
6th Moment:	870.6816	dimensionless	
RARD *	0.1037	dimensionless	
Median	2.5398	phi	(0.172 mm)

* RARD = reciprocal absolute relative dispersion (see below)

Statistical Explanation	
Calculations based on the Method of Moments	
Skewness: 3rd Stand. Moment; Exact Gaussian = 0.0	
Kurtosis: 4th Stand. Moment; Exact Gaussian = 3.0	
For Further Explanation, See Calculation Sheets	
Millimeter data calculated by $mm = 2^{(-phi)}$	

Reciprocal Absolute Relative Dispersion (RARD) Scale	
< 0.5	Excellent homogeneity (e.g., beaches)
0.5 to 1.0	Good homogeneity
1.0 to 1.33	Fair homogeneity
> 1.33	Poor homogeneity (e.g., glacial)





Carbonate Grain Size Distribution

Onshore Grab Sample

Sample: VO-21-SS

Total Carbonate Mass: 2.214 grams

% Carbonate: 1.7 %

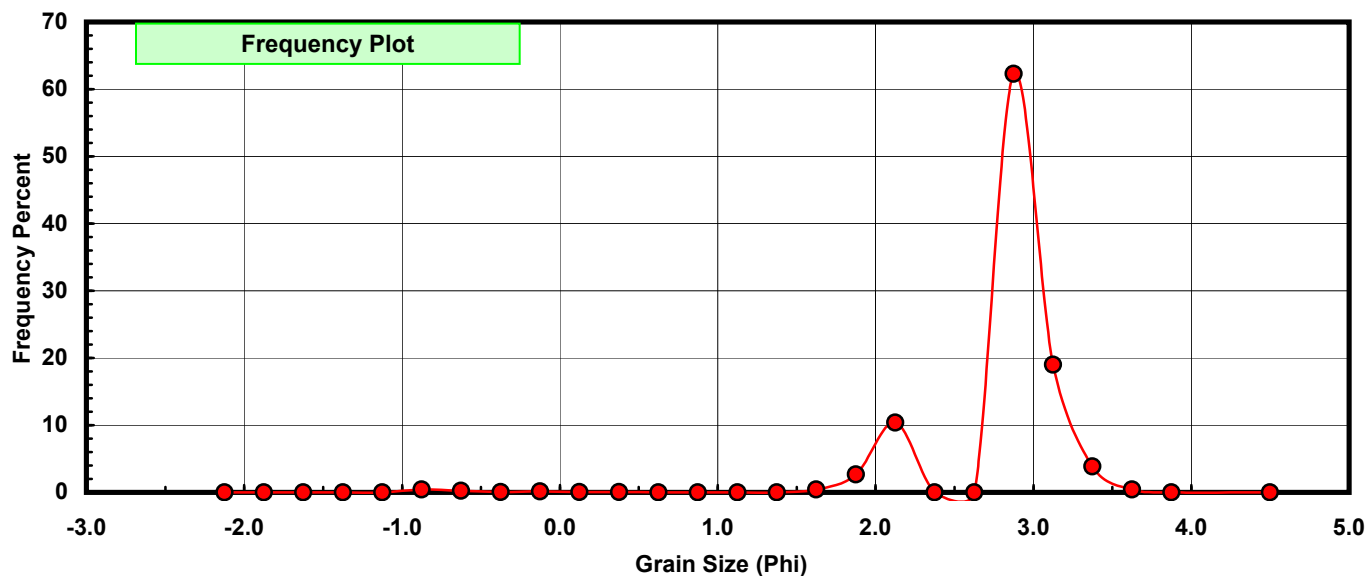
Sieve Size (phi)	Sieve Midpt (phi)	Weight (grams)	Freq Weight %	Cumulative Weight %
-2.00	-2.125	0.000	0.000	0.000
-1.75	-1.875	0.000	0.000	0.000
-1.50	-1.625	0.000	0.000	0.000
-1.25	-1.375	0.000	0.000	0.000
-1.00	-1.125	0.000	0.000	0.000
-0.75	-0.875	0.010	0.452	0.452
-0.50	-0.625	0.005	0.226	0.678
-0.25	-0.375	0.001	0.045	0.723
0.00	-0.125	0.003	0.136	0.858
0.25	0.125	0.001	0.045	0.903
0.50	0.375	0.001	0.045	0.949
0.75	0.625	0.000	0.000	0.949
1.00	0.875	0.000	0.000	0.949
1.25	1.125	0.000	0.000	0.949
1.50	1.375	0.000	0.000	0.949
1.75	1.625	0.009	0.407	1.355
2.00	1.875	0.059	2.665	4.020
2.25	2.125	0.230	10.388	14.408
2.50	2.375	0.000	0.000	14.408
2.75	2.625	0.000	0.000	14.408
3.00	2.875	1.379	62.285	76.694
3.25	3.125	0.421	19.015	95.709
3.50	3.375	0.085	3.839	99.548
3.75	3.625	0.010	0.452	100.000
4.00	3.875	0.000	0.000	100.000
5.00	4.500	0.000	0.000	100.000

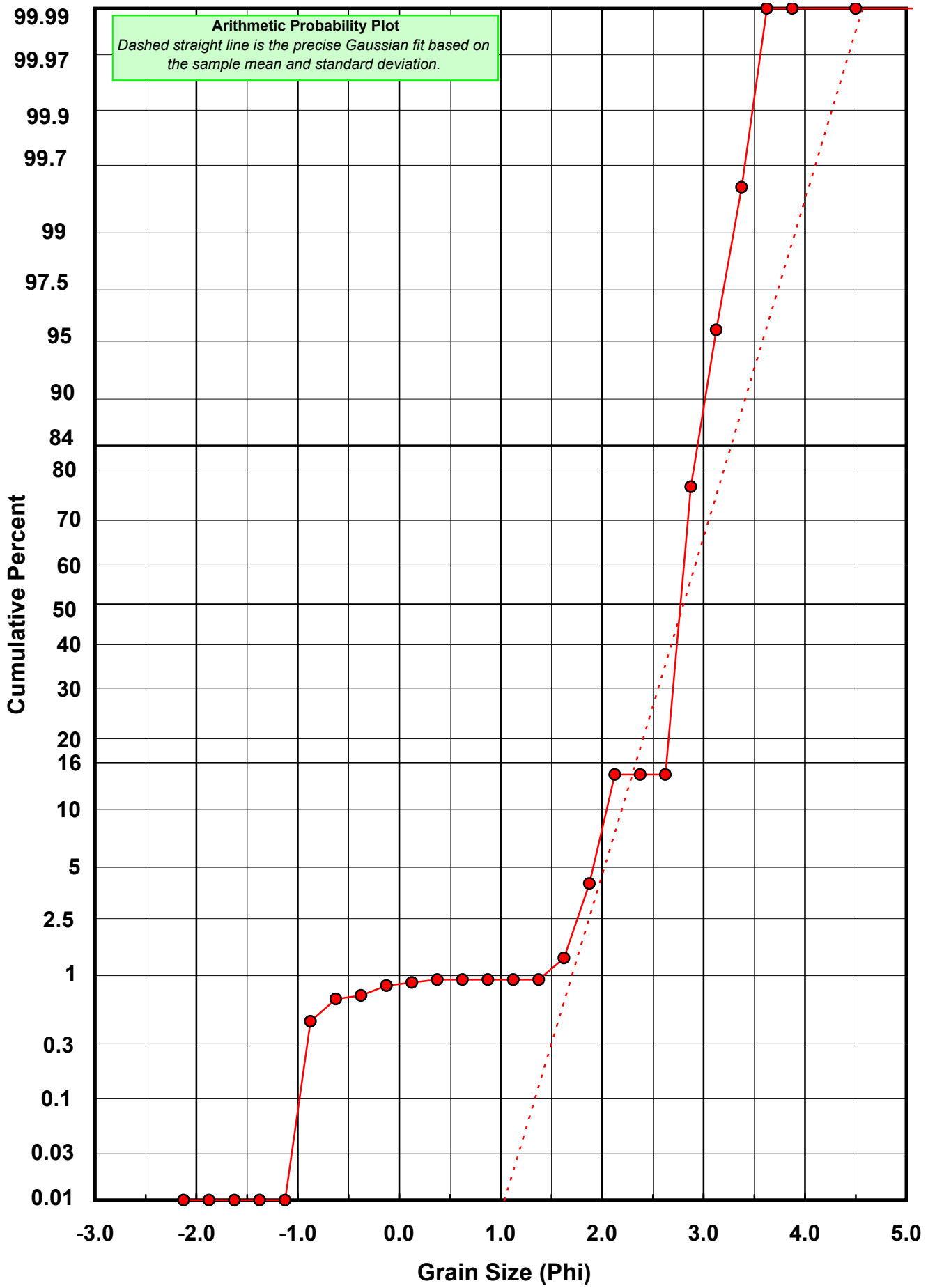
Statistical Results			
Mean:	2.8027	phi	(0.1433 mm)
Standard Dev:	0.4739	phi-units	(0.72 mm)
Skewness:	-3.9754	dimensionless	
Kurtosis:	27.3576	dimensionless	
5th Moment:	-195.8516	dimensionless	
6th Moment:	1452.1597	dimensionless	
RARD *	0.1691	dimensionless	
Median	2.7679	phi	(0.1468 mm)

* RARD = reciprocal absolute relative dispersion (see below)

Statistical Explanation	
Calculations based on the Method of Moments	
Skewness: 3rd Stand. Moment; Exact Gaussian = 0.0	
Kurtosis: 4th Stand. Moment; Exact Gaussian = 3.0	
For Further Explanation, See Calculation Sheets	
Millimeter data calculated by $mm = 2^{(-phi)}$	

Reciprocal Absolute Relative Dispersion (RARD) Scale	
< 0.5	Excellent homogeneity (e.g., beaches)
0.5 to 1.0	Good homogeneity
1.0 to 1.33	Fair homogeneity
> 1.33	Poor homogeneity (e.g., glacial)





Post-Digestion Grain Size Distribution

Onshore Grab Sample

Sample: VO-21-SS

Total Digested Mass: 77.550 grams

% Silica: 98.3 %

Sieve Size (phi)	Sieve Midpt (phi)	Weight (grams)	Freq Weight %	Cumulative Weight %
-2.00	-2.125	0.000	0.000	0.000
-1.75	-1.875	0.000	0.000	0.000
-1.50	-1.625	0.000	0.000	0.000
-1.25	-1.375	0.000	0.000	0.000
-1.00	-1.125	0.000	0.000	0.000
-0.75	-0.875	0.000	0.000	0.000
-0.50	-0.625	0.000	0.000	0.000
-0.25	-0.375	0.000	0.000	0.000
0.00	-0.125	0.000	0.000	0.000
0.25	0.125	0.000	0.000	0.000
0.50	0.375	0.000	0.000	0.000
0.75	0.625	0.001	0.001	0.001
1.00	0.875	0.001	0.001	0.003
1.25	1.125	0.001	0.001	0.004
1.50	1.375	0.002	0.003	0.006
1.75	1.625	0.029	0.037	0.044
2.00	1.875	0.430	0.554	0.598
2.25	2.125	3.135	4.043	4.641
2.50	2.375	14.959	19.289	23.930
2.75	2.625	32.089	41.378	65.309
3.00	2.875	20.154	25.988	91.297
3.25	3.125	5.520	7.118	98.415
3.50	3.375	0.923	1.190	99.605
3.75	3.625	0.233	0.300	99.906
4.00	3.875	0.073	0.094	100.000
5.00	4.500	0.000	0.000	100.000

Statistical Results			
Mean:	2.6656	phi	(0.1576 mm)
Standard Dev:	0.2651	phi-units	(0.8321 mm)
Skewness:	0.1772	dimensionless	
Kurtosis:	3.9334	dimensionless	
5th Moment:	2.5097	dimensionless	
6th Moment:	35.3048	dimensionless	
RARD *	0.0995	dimensionless	
Median	2.5325	phi	(0.1728 mm)

* RARD = reciprocal absolute relative dispersion (see below)

Statistical Explanation	
Calculations based on the Method of Moments	
Skewness: 3rd Stand. Moment; Exact Gaussian = 0.0	
Kurtosis: 4th Stand. Moment; Exact Gaussian = 3.0	
For Further Explanation, See Calculation Sheets	
Millimeter data calculated by $mm = 2^{(-phi)}$	

Reciprocal Absolute Relative Dispersion (RARD) Scale	
< 0.5	Excellent homogeneity (e.g., beaches)
0.5 to 1.0	Good homogeneity
1.0 to 1.33	Fair homogeneity
> 1.33	Poor homogeneity (e.g., glacial)

