

Onshore Grab Sample

Sample: VO-20-BB
Sample Taken By: J. Ladner
Sample Collected On: 12/3/03
Splits? N/A

County: Volusia
Latitude: 29° 11' 19.86"
Longitude: 80° 59' 17.22"
Datum: NAD 83
Surf. Elev: N/A
Datum: N/A

Fine Data Summary

Total Sample Weight 91.063 grams
Total Fines in Sample 0.791 grams
Total Percent Fines 0.86 %

Dry Sieving Summary

Total Sample Weight 90.196 grams
Total Digested Weight 88.133 grams
Total Carbonate Weight 2.063 grams
Total Silica % 97.71 %
Total Carbonate % 2.29 %
Carbonate/Silica Ratio 0.023

General Comments:

None

Description

Worked By: M. Lachance

Pre-Digestion Grain Size Distribution

Onshore Grab Sample

Sample: VO-20-BB

Total Sample Mass: 90.196 grams

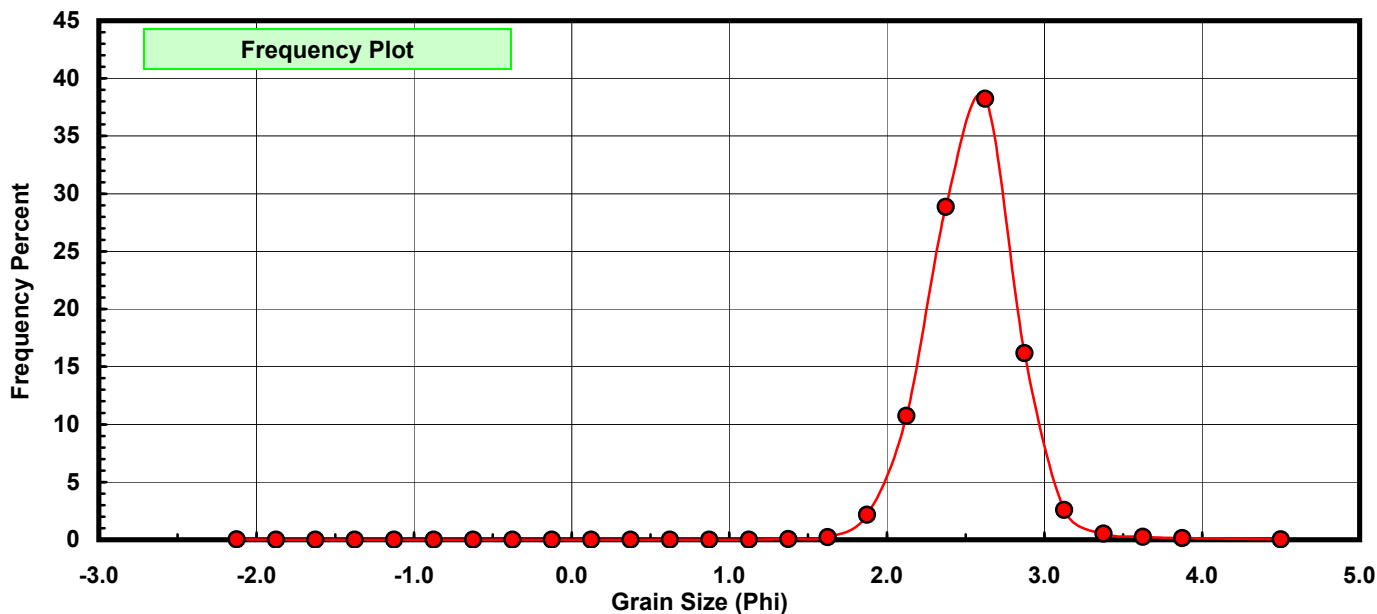
Sieve Size (phi)	Sieve Midpt (phi)	Weight (grams)	Freq Weight %	Cumulative Weight %
-2.00	-2.125	0.032	0.035	0.035
-1.75	-1.875	0.000	0.000	0.035
-1.50	-1.625	0.000	0.000	0.035
-1.25	-1.375	0.000	0.000	0.035
-1.00	-1.125	0.000	0.000	0.035
-0.75	-0.875	0.000	0.000	0.035
-0.50	-0.625	0.000	0.000	0.035
-0.25	-0.375	0.001	0.001	0.037
0.00	-0.125	0.000	0.000	0.037
0.25	0.125	0.001	0.001	0.038
0.50	0.375	0.001	0.001	0.039
0.75	0.625	0.001	0.001	0.040
1.00	0.875	0.001	0.001	0.041
1.25	1.125	0.001	0.001	0.042
1.50	1.375	0.040	0.044	0.086
1.75	1.625	0.210	0.233	0.319
2.00	1.875	1.954	2.166	2.486
2.25	2.125	9.696	10.750	13.236
2.50	2.375	26.037	28.867	42.103
2.75	2.625	34.481	38.229	80.332
3.00	2.875	14.586	16.171	96.503
3.25	3.125	2.328	2.581	99.084
3.50	3.375	0.463	0.513	99.598
3.75	3.625	0.217	0.241	99.838
4.00	3.875	0.121	0.134	99.972
5.00	4.500	0.025	0.028	100.000

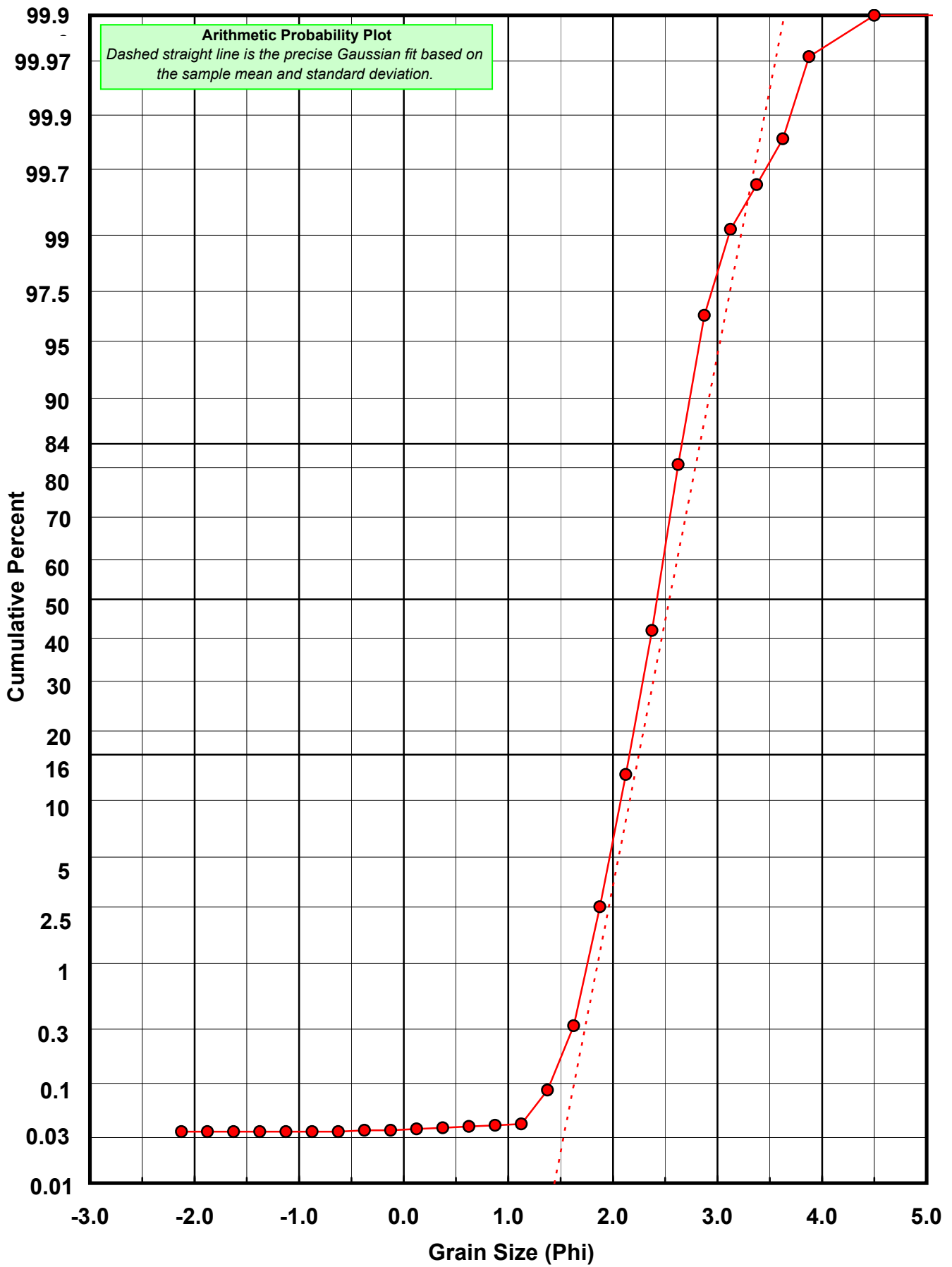
Statistical Results			
Mean:	2.5399	phi	(0.172 mm)
Standard Dev:	0.2951	phi-units	(0.815 mm)
Skewness:	-1.2474	dimensionless	
Kurtosis:	26.5296	dimensionless	
5th Moment:	-348.9520	dimensionless	
6th Moment:	5664.5712	dimensionless	
RARD *	0.1162	dimensionless	
Median	2.4266	phi	(0.186 mm)

* RARD = reciprocal absolute relative dispersion (see below)

Statistical Explanation	
Calculations based on the Method of Moments	
Skewness: 3rd Stand. Moment; Exact Gaussian = 0.0	
Kurtosis: 4th Stand. Moment; Exact Gaussian = 3.0	
For Further Explanation, See Calculation Sheets	
Millimeter data calculated by $mm = 2^{(-phi)}$	

Reciprocal Absolute Relative Dispersion (RARD) Scale	
< 0.5	Excellent homogeneity (e.g., beaches)
0.5 to 1.0	Good homogeneity
1.0 to 1.33	Fair homogeneity
> 1.33	Poor homogeneity (e.g., glacial)





Carbonate Grain Size Distribution

Onshore Grab Sample

Sample: VO-20-BB

Total Carbonate Mass: 2.413 grams

% Carbonate: 2.3 %

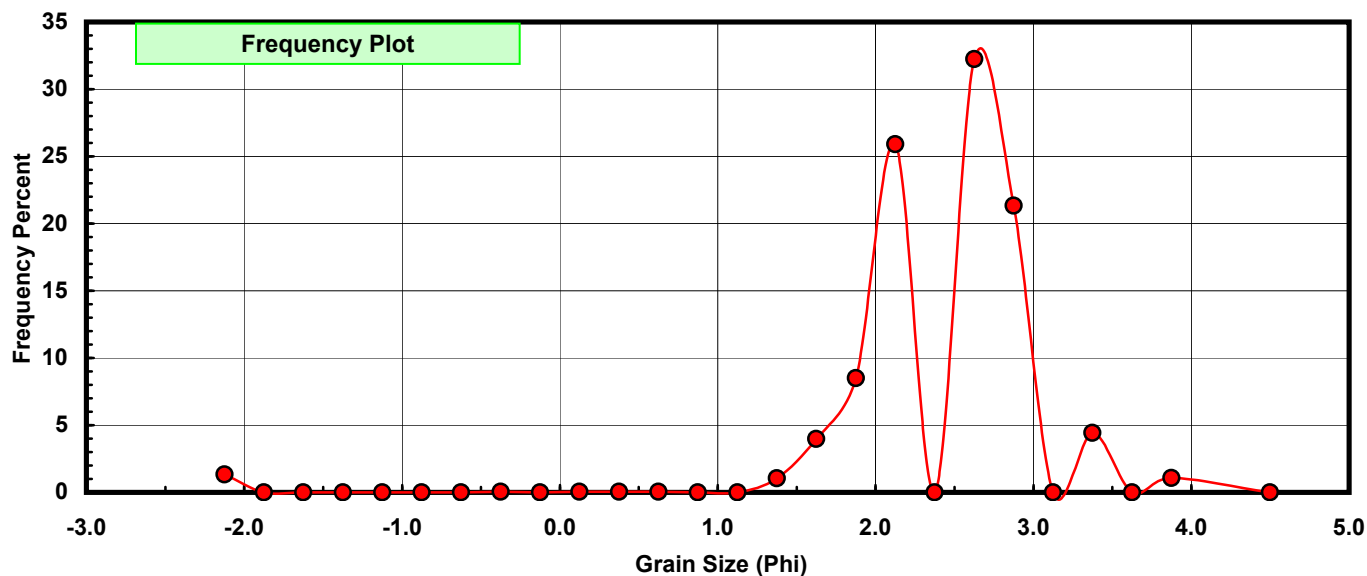
Sieve Size (phi)	Sieve Midpt (phi)	Weight (grams)	Freq Weight %	Cumulative Weight %
-2.00	-2.125	0.032	1.326	1.326
-1.75	-1.875	0.000	0.000	1.326
-1.50	-1.625	0.000	0.000	1.326
-1.25	-1.375	0.000	0.000	1.326
-1.00	-1.125	0.000	0.000	1.326
-0.75	-0.875	0.000	0.000	1.326
-0.50	-0.625	0.000	0.000	1.326
-0.25	-0.375	0.001	0.041	1.368
0.00	-0.125	0.000	0.000	1.368
0.25	0.125	0.001	0.041	1.409
0.50	0.375	0.001	0.041	1.450
0.75	0.625	0.001	0.041	1.492
1.00	0.875	0.000	0.000	1.492
1.25	1.125	0.000	0.000	1.492
1.50	1.375	0.025	1.036	2.528
1.75	1.625	0.096	3.978	6.506
2.00	1.875	0.205	8.496	15.002
2.25	2.125	0.625	25.901	40.903
2.50	2.375	0.000	0.000	40.903
2.75	2.625	0.778	32.242	73.145
3.00	2.875	0.515	21.343	94.488
3.25	3.125	0.000	0.000	94.488
3.50	3.375	0.107	4.434	98.923
3.75	3.625	0.000	0.000	98.923
4.00	3.875	0.026	1.077	100.000
5.00	4.500	0.000	0.000	100.000

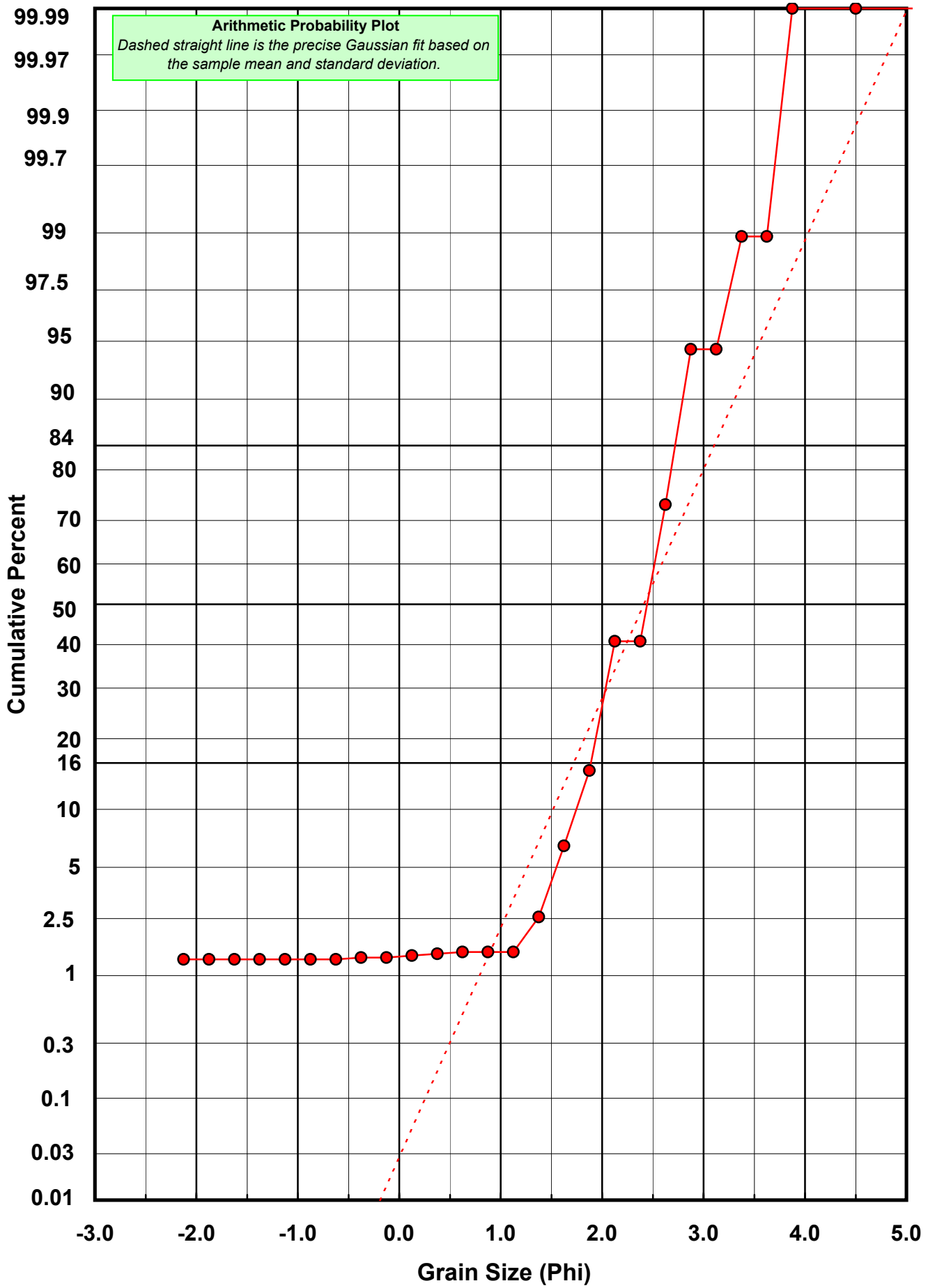
Statistical Results			
Mean:	2.4121	phi	(0.1879 mm)
Standard Dev:	0.6983	phi-units	(0.6163 mm)
Skewness:	-3.5569	dimensionless	
Kurtosis:	24.4014	dimensionless	
5th Moment:	-153.7808	dimensionless	
6th Moment:	1001.9174	dimensionless	
RARD *	0.2895	dimensionless	
Median	2.4455	phi	(0.1836 mm)

* RARD = reciprocal absolute relative dispersion (see below)

Statistical Explanation	
Calculations based on the Method of Moments	
Skewness: 3rd Stand. Moment; Exact Gaussian = 0.0	
Kurtosis: 4th Stand. Moment; Exact Gaussian = 3.0	
For Further Explanation, See Calculation Sheets	
Millimeter data calculated by $mm = 2^{(-phi)}$	

Reciprocal Absolute Relative Dispersion (RARD) Scale	
< 0.5	Excellent homogeneity (e.g., beaches)
0.5 to 1.0	Good homogeneity
1.0 to 1.33	Fair homogeneity
> 1.33	Poor homogeneity (e.g., glacial)





Post-Digestion Grain Size Distribution

Onshore Grab Sample

Sample: VO-20-BB

Total Digested Mass: 88.115 grams

% Silica: 97.7 %

Sieve Size (phi)	Sieve Midpt (phi)	Weight (grams)	Freq Weight %	Cumulative Weight %
-2.00	-2.125	0.000	0.000	0.000
-1.75	-1.875	0.000	0.000	0.000
-1.50	-1.625	0.000	0.000	0.000
-1.25	-1.375	0.000	0.000	0.000
-1.00	-1.125	0.000	0.000	0.000
-0.75	-0.875	0.000	0.000	0.000
-0.50	-0.625	0.000	0.000	0.000
-0.25	-0.375	0.000	0.000	0.000
0.00	-0.125	0.000	0.000	0.000
0.25	0.125	0.000	0.000	0.000
0.50	0.375	0.000	0.000	0.000
0.75	0.625	0.000	0.000	0.000
1.00	0.875	0.001	0.001	0.001
1.25	1.125	0.002	0.002	0.003
1.50	1.375	0.015	0.017	0.020
1.75	1.625	0.114	0.129	0.150
2.00	1.875	1.749	1.985	2.135
2.25	2.125	9.071	10.295	12.429
2.50	2.375	26.355	29.910	42.339
2.75	2.625	33.703	38.249	80.588
3.00	2.875	14.071	15.969	96.557
3.25	3.125	2.334	2.649	99.206
3.50	3.375	0.356	0.404	99.610
3.75	3.625	0.249	0.283	99.892
4.00	3.875	0.095	0.108	100.000
5.00	4.500	0.000	0.000	100.000

Statistical Results			
Mean:	2.5427	phi	(0.1716 mm)
Standard Dev:	0.2733	phi-units	(0.8274 mm)
Skewness:	0.1764	dimensionless	
Kurtosis:	4.1609	dimensionless	
5th Moment:	4.8351	dimensionless	
6th Moment:	41.5203	dimensionless	
RARD *	0.1075	dimensionless	
Median	2.4251	phi	(0.1862 mm)

* RARD = reciprocal absolute relative dispersion (see below)

Statistical Explanation	
Calculations based on the Method of Moments	
Skewness: 3rd Stand. Moment; Exact Gaussian = 0.0	
Kurtosis: 4th Stand. Moment; Exact Gaussian = 3.0	
For Further Explanation, See Calculation Sheets	
Millimeter data calculated by $mm = 2^{(-phi)}$	

Reciprocal Absolute Relative Dispersion (RARD) Scale	
< 0.5	Excellent homogeneity (e.g., beaches)
0.5 to 1.0	Good homogeneity
1.0 to 1.33	Fair homogeneity
> 1.33	Poor homogeneity (e.g., glacial)

