

Onshore Grab Sample

Sample: VO-17-SS
Sample Taken By: J. Ladner
Sample Collected On: 12/3/03
Splits? N/A

County: Volusia
Latitude: 29° 13' 26.82"
Longitude: 81° 00' 19.08"
Datum: NAD 83
Surf. Elev: N/A
Datum: N/A

Fine Data Summary

Total Sample Weight 63.351 grams
Total Fines in Sample 0.468 grams
Total Percent Fines 0.73 %

Dry Sieving Summary

Total Sample Weight 63.336 grams
Total Digested Weight 62.011 grams
Total Carbonate Weight 1.325 grams
Total Silica % 97.91 %
Total Carbonate % 2.09 %
Carbonate/Silica Ratio 0.021

General Comments:

None

Description

Worked By: M. Lachance

Pre-Digestion Grain Size Distribution

Onshore Grab Sample

Sample: VO-17-SS

Total Sample Mass: 63.336 grams

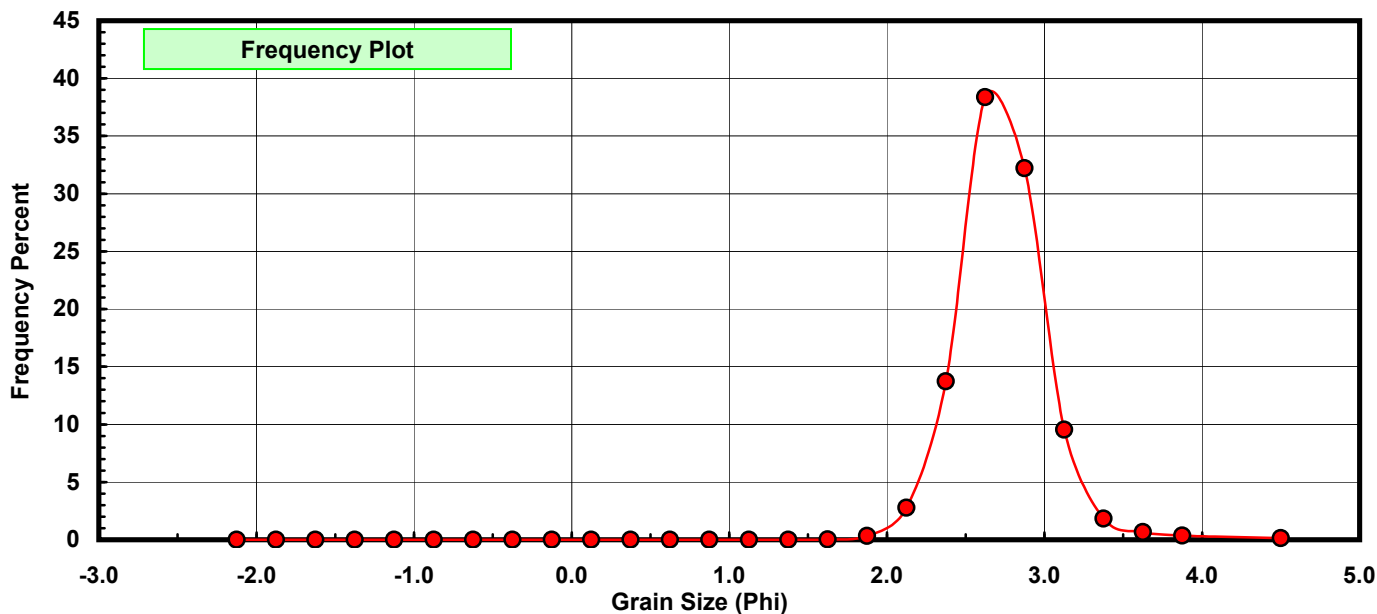
Sieve Size (phi)	Sieve Midpt (phi)	Weight (grams)	Freq Weight %	Cumulative Weight %
-2.00	-2.125	0.000	0.000	0.000
-1.75	-1.875	0.000	0.000	0.000
-1.50	-1.625	0.000	0.000	0.000
-1.25	-1.375	0.000	0.000	0.000
-1.00	-1.125	0.000	0.000	0.000
-0.75	-0.875	0.000	0.000	0.000
-0.50	-0.625	0.000	0.000	0.000
-0.25	-0.375	0.000	0.000	0.000
0.00	-0.125	0.000	0.000	0.000
0.25	0.125	0.000	0.000	0.000
0.50	0.375	0.000	0.000	0.000
0.75	0.625	0.000	0.000	0.000
1.00	0.875	0.001	0.002	0.002
1.25	1.125	0.001	0.002	0.003
1.50	1.375	0.001	0.002	0.005
1.75	1.625	0.017	0.027	0.032
2.00	1.875	0.218	0.344	0.376
2.25	2.125	1.763	2.784	3.159
2.50	2.375	8.690	13.720	16.880
2.75	2.625	24.294	38.357	55.237
3.00	2.875	20.408	32.222	87.459
3.25	3.125	6.047	9.547	97.006
3.50	3.375	1.153	1.820	98.827
3.75	3.625	0.421	0.665	99.492
4.00	3.875	0.229	0.362	99.853
5.00	4.500	0.093	0.147	100.000

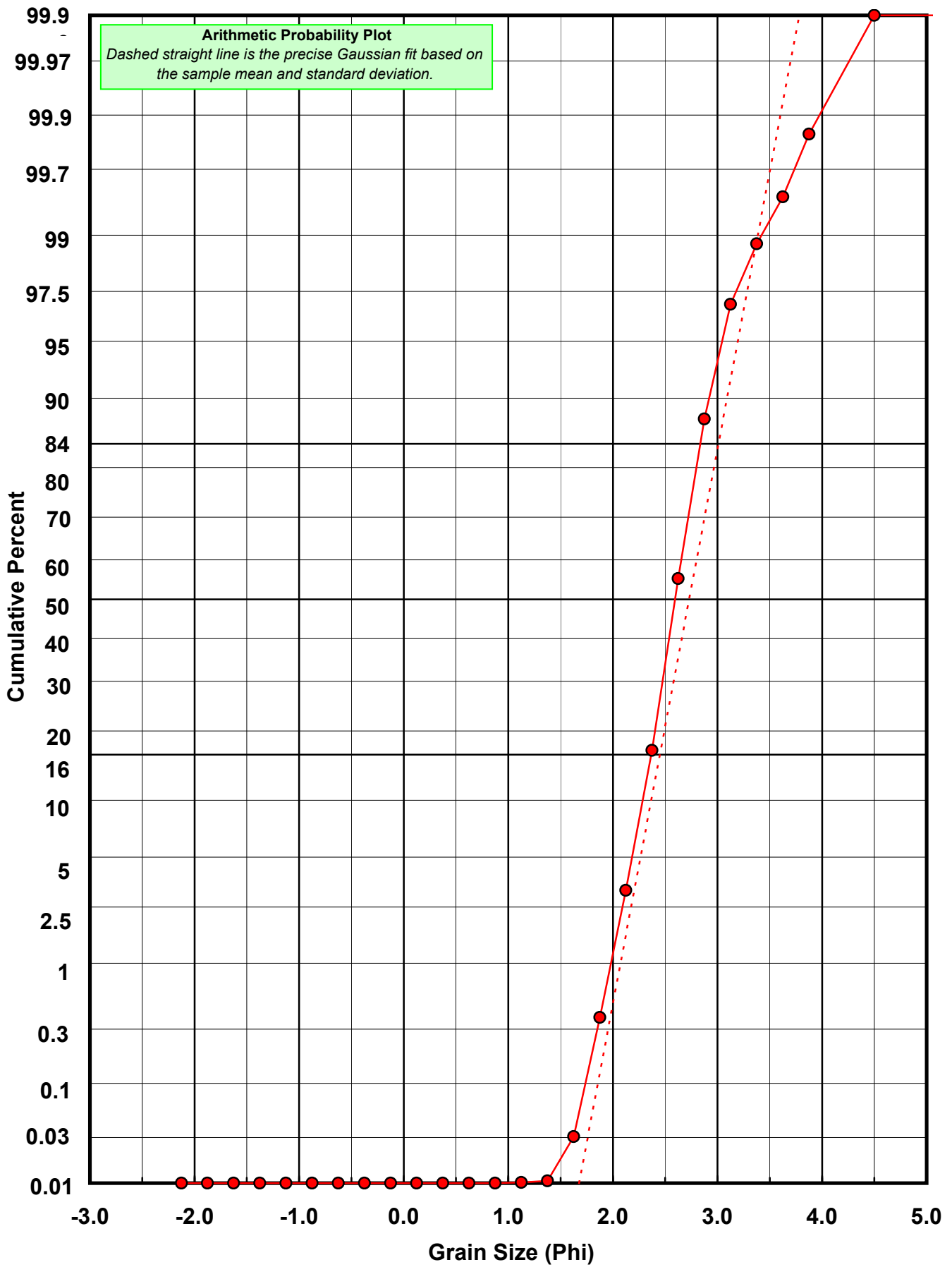
Statistical Results			
Mean:	2.7297	phi	(0.1508 mm)
Standard Dev:	0.2826	phi-units	(0.8221 mm)
Skewness:	0.6614	dimensionless	
Kurtosis:	6.2256	dimensionless	
5th Moment:	19.0798	dimensionless	
6th Moment:	125.6060	dimensionless	
RARD *	0.1035	dimensionless	
Median	2.5909	phi	(0.166 mm)

* RARD = reciprocal absolute relative dispersion (see below)

Statistical Explanation	
Calculations based on the Method of Moments	
Skewness: 3rd Stand. Moment; Exact Gaussian = 0.0	
Kurtosis: 4th Stand. Moment; Exact Gaussian = 3.0	
For Further Explanation, See Calculation Sheets	
Millimeter data calculated by $mm = 2^{(-phi)}$	

Reciprocal Absolute Relative Dispersion (RARD) Scale	
< 0.5	Excellent homogeneity (e.g., beaches)
0.5 to 1.0	Good homogeneity
1.0 to 1.33	Fair homogeneity
> 1.33	Poor homogeneity (e.g., glacial)





Carbonate Grain Size Distribution

Onshore Grab Sample

Sample: VO-17-SS

Total Carbonate Mass: 1.712 grams

% Carbonate: 2.1 %

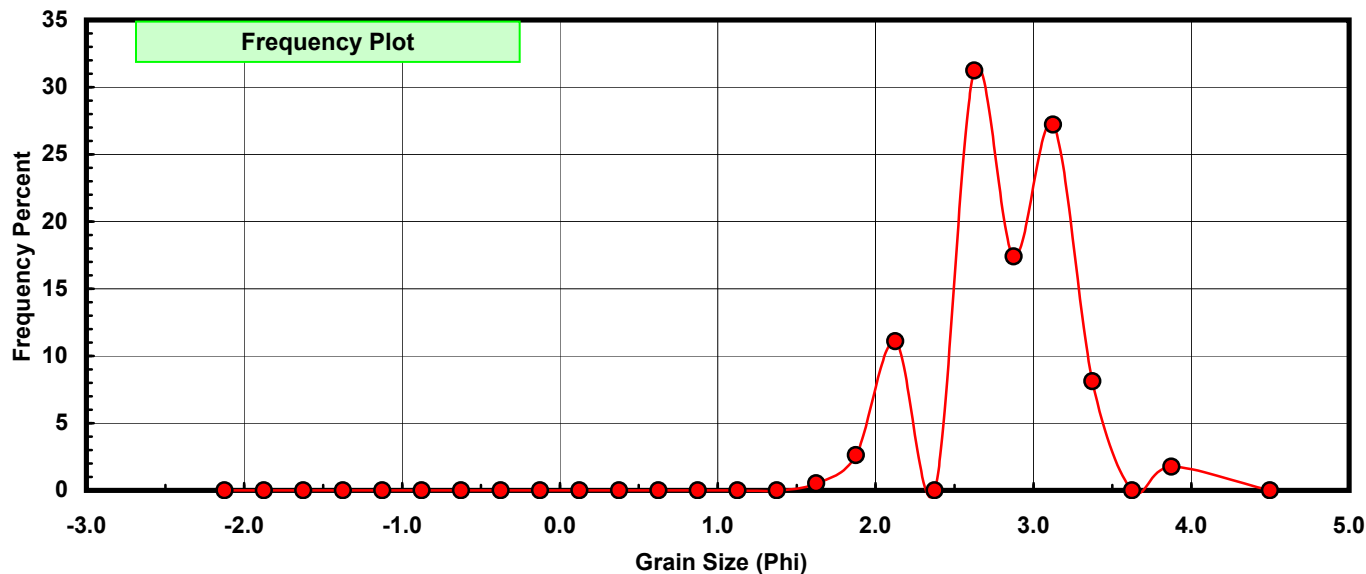
Sieve Size (phi)	Sieve Midpt (phi)	Weight (grams)	Freq Weight %	Cumulative Weight %
-2.00	-2.125	0.000	0.000	0.000
-1.75	-1.875	0.000	0.000	0.000
-1.50	-1.625	0.000	0.000	0.000
-1.25	-1.375	0.000	0.000	0.000
-1.00	-1.125	0.000	0.000	0.000
-0.75	-0.875	0.000	0.000	0.000
-0.50	-0.625	0.000	0.000	0.000
-0.25	-0.375	0.000	0.000	0.000
0.00	-0.125	0.000	0.000	0.000
0.25	0.125	0.000	0.000	0.000
0.50	0.375	0.000	0.000	0.000
0.75	0.625	0.000	0.000	0.000
1.00	0.875	0.000	0.000	0.000
1.25	1.125	0.000	0.000	0.000
1.50	1.375	0.000	0.000	0.000
1.75	1.625	0.009	0.526	0.526
2.00	1.875	0.045	2.629	3.154
2.25	2.125	0.190	11.098	14.252
2.50	2.375	0.000	0.000	14.252
2.75	2.625	0.535	31.250	45.502
3.00	2.875	0.298	17.407	62.909
3.25	3.125	0.466	27.220	90.129
3.50	3.375	0.139	8.119	98.248
3.75	3.625	0.000	0.000	98.248
4.00	3.875	0.030	1.752	100.000
5.00	4.500	0.000	0.000	100.000

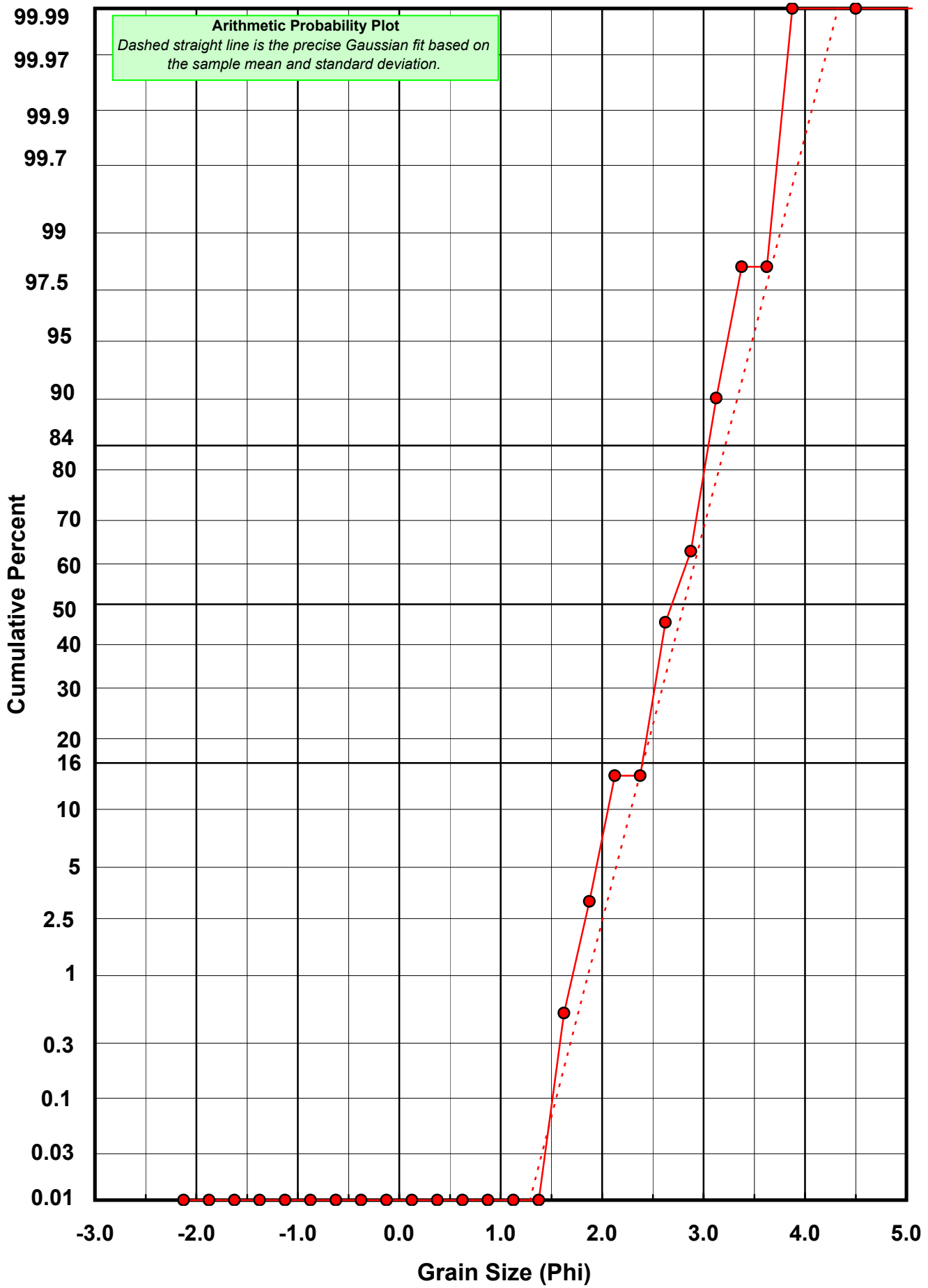
Statistical Results			
Mean:	2.8070	phi	(0.1429 mm)
Standard Dev:	0.4082	phi-units	(0.7535 mm)
Skewness:	-0.3232	dimensionless	
Kurtosis:	3.1855	dimensionless	
5th Moment:	-1.4987	dimensionless	
6th Moment:	15.4997	dimensionless	
RARD *	0.1454	dimensionless	
Median	2.6896	phi	(0.155 mm)

* RARD = reciprocal absolute relative dispersion (see below)

Statistical Explanation	
Calculations based on the Method of Moments	
Skewness: 3rd Stand. Moment; Exact Gaussian = 0.0	
Kurtosis: 4th Stand. Moment; Exact Gaussian = 3.0	
For Further Explanation, See Calculation Sheets	
Millimeter data calculated by $mm = 2^{(-phi)}$	

Reciprocal Absolute Relative Dispersion (RARD) Scale	
< 0.5	Excellent homogeneity (e.g., beaches)
0.5 to 1.0	Good homogeneity
1.0 to 1.33	Fair homogeneity
> 1.33	Poor homogeneity (e.g., glacial)





Post-Digestion Grain Size Distribution

Onshore Grab Sample

Sample: VO-17-SS

Total Digested Mass: 61.934 grams

% Silica: 97.9 %

Sieve Size (phi)	Sieve Midpt (phi)	Weight (grams)	Freq Weight %	Cumulative Weight %
-2.00	-2.125	0.000	0.000	0.000
-1.75	-1.875	0.000	0.000	0.000
-1.50	-1.625	0.000	0.000	0.000
-1.25	-1.375	0.000	0.000	0.000
-1.00	-1.125	0.000	0.000	0.000
-0.75	-0.875	0.000	0.000	0.000
-0.50	-0.625	0.000	0.000	0.000
-0.25	-0.375	0.000	0.000	0.000
0.00	-0.125	0.000	0.000	0.000
0.25	0.125	0.000	0.000	0.000
0.50	0.375	0.000	0.000	0.000
0.75	0.625	0.000	0.000	0.000
1.00	0.875	0.001	0.002	0.002
1.25	1.125	0.001	0.002	0.003
1.50	1.375	0.001	0.002	0.005
1.75	1.625	0.008	0.013	0.018
2.00	1.875	0.173	0.279	0.297
2.25	2.125	1.573	2.540	2.837
2.50	2.375	9.078	14.658	17.494
2.75	2.625	23.759	38.362	55.856
3.00	2.875	20.110	32.470	88.326
3.25	3.125	5.581	9.011	97.337
3.50	3.375	1.014	1.637	98.975
3.75	3.625	0.436	0.704	99.679
4.00	3.875	0.199	0.321	100.000
5.00	4.500	0.000	0.000	100.000

Statistical Results			
Mean:	2.7229	phi	(0.1515 mm)
Standard Dev:	0.2702	phi-units	(0.8292 mm)
Skewness:	0.3904	dimensionless	
Kurtosis:	4.4282	dimensionless	
5th Moment:	6.2960	dimensionless	
6th Moment:	43.4811	dimensionless	
RARD *	0.0992	dimensionless	
Median	2.5868	phi	(0.1665 mm)

* RARD = reciprocal absolute relative dispersion (see below)

Statistical Explanation	
Calculations based on the Method of Moments	
Skewness: 3rd Stand. Moment; Exact Gaussian = 0.0	
Kurtosis: 4th Stand. Moment; Exact Gaussian = 3.0	
For Further Explanation, See Calculation Sheets	
Millimeter data calculated by $mm = 2^{(-phi)}$	

Reciprocal Absolute Relative Dispersion (RARD) Scale	
< 0.5	Excellent homogeneity (e.g., beaches)
0.5 to 1.0	Good homogeneity
1.0 to 1.33	Fair homogeneity
> 1.33	Poor homogeneity (e.g., glacial)

