

**Onshore Grab Sample**

**Sample:** VO-11-BB  
**Sample Taken By:** J. Ladner  
**Sample Collected On:** 12/3/03  
**Splits?** Yes

**County:** Volusia  
**Latitude:** 29° 17' 46.26"  
**Longitude:** 81° 02' 28.56"  
**Datum:** NAD 83  
**Surf. Elev:** N/A  
**Datum:** N/A

**Fine Data Summary**

Total Sample Weight 55.338 grams  
Total Fines in Sample 0.206 grams  
Total Percent Fines 0.37 %

**Dry Sieving Summary**

Total Sample Weight 54.691 grams  
Total Digested Weight 50.617 grams  
Total Carbonate Weight 4.074 grams  
Total Silica % 92.55 %  
Total Carbonate % 7.45 %  
Carbonate/Silica Ratio 0.080

**General Comments:**

Weight + Beaker Before Split: 260.747 g

**Description**

Worked By: M. Lachance

# Pre-Digestion Grain Size Distribution

Onshore Grab Sample

Sample: VO-11-BB

Total Sample Mass: 54.691 grams

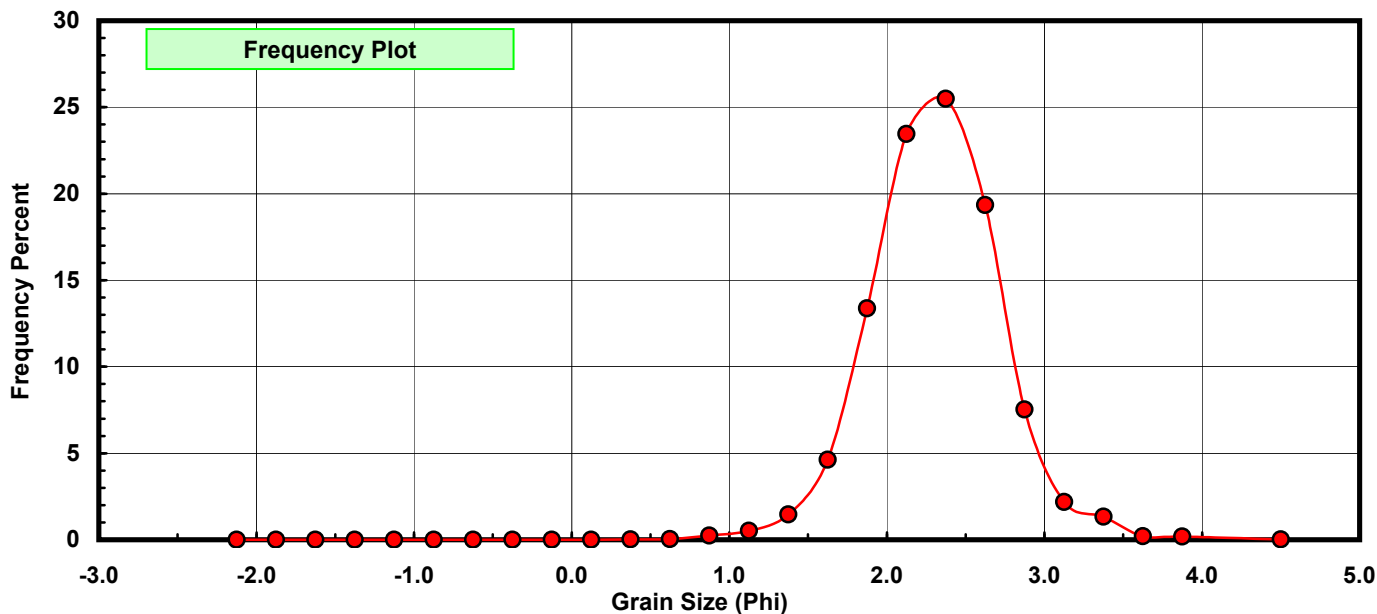
Sieve Size (phi)	Sieve Midpt (phi)	Weight (grams)	Freq Weight %	Cumulative Weight %
-2.00	-2.125	0.000	0.000	0.000
-1.75	-1.875	0.000	0.000	0.000
-1.50	-1.625	0.000	0.000	0.000
-1.25	-1.375	0.000	0.000	0.000
-1.00	-1.125	0.000	0.000	0.000
-0.75	-0.875	0.000	0.000	0.000
-0.50	-0.625	0.000	0.000	0.000
-0.25	-0.375	0.000	0.000	0.000
0.00	-0.125	0.000	0.000	0.000
0.25	0.125	0.000	0.000	0.000
0.50	0.375	0.011	0.020	0.020
0.75	0.625	0.024	0.044	0.064
1.00	0.875	0.136	0.249	0.313
1.25	1.125	0.280	0.512	0.825
1.50	1.375	0.803	1.468	2.293
1.75	1.625	2.530	4.626	6.919
2.00	1.875	7.314	13.373	20.292
2.25	2.125	12.822	23.444	43.737
2.50	2.375	13.936	25.481	69.218
2.75	2.625	10.580	19.345	88.563
3.00	2.875	4.114	7.522	96.085
3.25	3.125	1.191	2.178	98.263
3.50	3.375	0.727	1.329	99.592
3.75	3.625	0.110	0.201	99.793
4.00	3.875	0.098	0.179	99.973
5.00	4.500	0.015	0.027	100.000

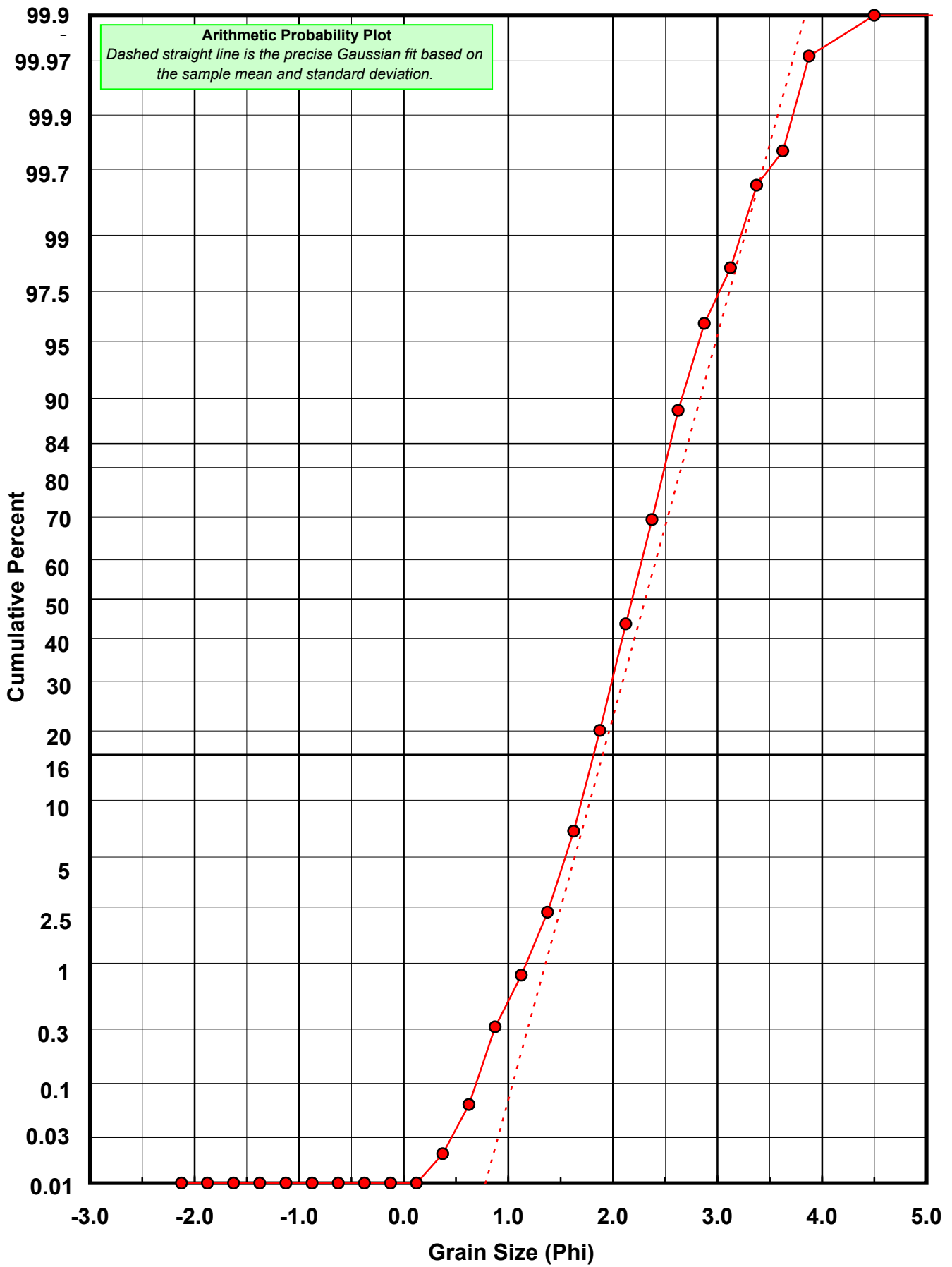
Statistical Results			
Mean:	2.3102	phi	(0.2016 mm)
Standard Dev:	0.4102	phi-units	(0.7525 mm)
Skewness:	0.0436	dimensionless	
Kurtosis:	4.0589	dimensionless	
5th Moment:	0.9892	dimensionless	
6th Moment:	35.7872	dimensionless	
RARD *	0.1776	dimensionless	
Median	2.1865	phi	(0.2197 mm)

\* RARD = reciprocal absolute relative dispersion (see below)

Statistical Explanation
Calculations based on the Method of Moments
Skewness: 3rd Stand. Moment; Exact Gaussian = 0.0
Kurtosis: 4th Stand. Moment; Exact Gaussian = 3.0
For Further Explanation, See Calculation Sheets
Millimeter data calculated by $mm = 2^{(-phi)}$

Reciprocal Absolute Relative Dispersion (RARD) Scale	
< 0.5	Excellent homogeneity (e.g., beaches)
0.5 to 1.0	Good homogeneity
1.0 to 1.33	Fair homogeneity
> 1.33	Poor homogeneity (e.g., glacial)





# Carbonate Grain Size Distribution

Onshore Grab Sample

Sample: VO-11-BB

Total Carbonate Mass: 4.249 grams

% Carbonate: 7.4 %

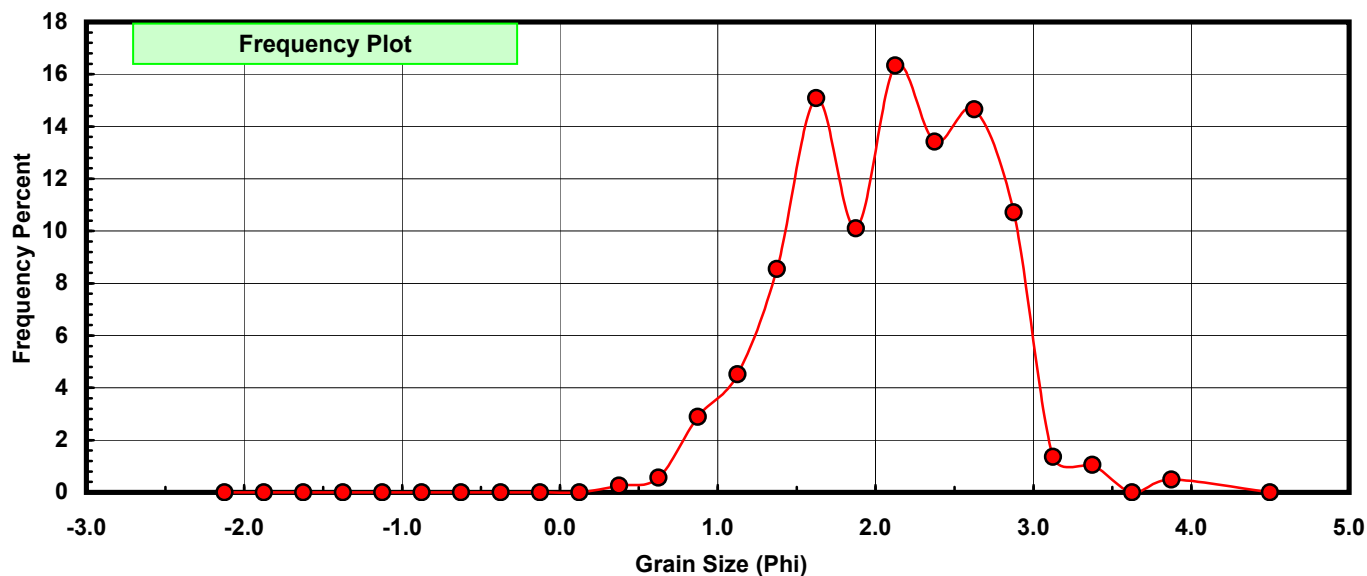
Sieve Size (phi)	Sieve Midpt (phi)	Weight (grams)	Freq Weight %	Cumulative Weight %
-2.00	-2.125	0.000	0.000	0.000
-1.75	-1.875	0.000	0.000	0.000
-1.50	-1.625	0.000	0.000	0.000
-1.25	-1.375	0.000	0.000	0.000
-1.00	-1.125	0.000	0.000	0.000
-0.75	-0.875	0.000	0.000	0.000
-0.50	-0.625	0.000	0.000	0.000
-0.25	-0.375	0.000	0.000	0.000
0.00	-0.125	0.000	0.000	0.000
0.25	0.125	0.000	0.000	0.000
0.50	0.375	0.011	0.259	0.259
0.75	0.625	0.024	0.565	0.824
1.00	0.875	0.123	2.895	3.719
1.25	1.125	0.192	4.519	8.237
1.50	1.375	0.363	8.543	16.780
1.75	1.625	0.641	15.086	31.866
2.00	1.875	0.429	10.096	41.963
2.25	2.125	0.694	16.333	58.296
2.50	2.375	0.570	13.415	71.711
2.75	2.625	0.623	14.662	86.373
3.00	2.875	0.455	10.708	97.082
3.25	3.125	0.058	1.365	98.447
3.50	3.375	0.045	1.059	99.506
3.75	3.625	0.000	0.000	99.506
4.00	3.875	0.021	0.494	100.000
5.00	4.500	0.000	0.000	100.000

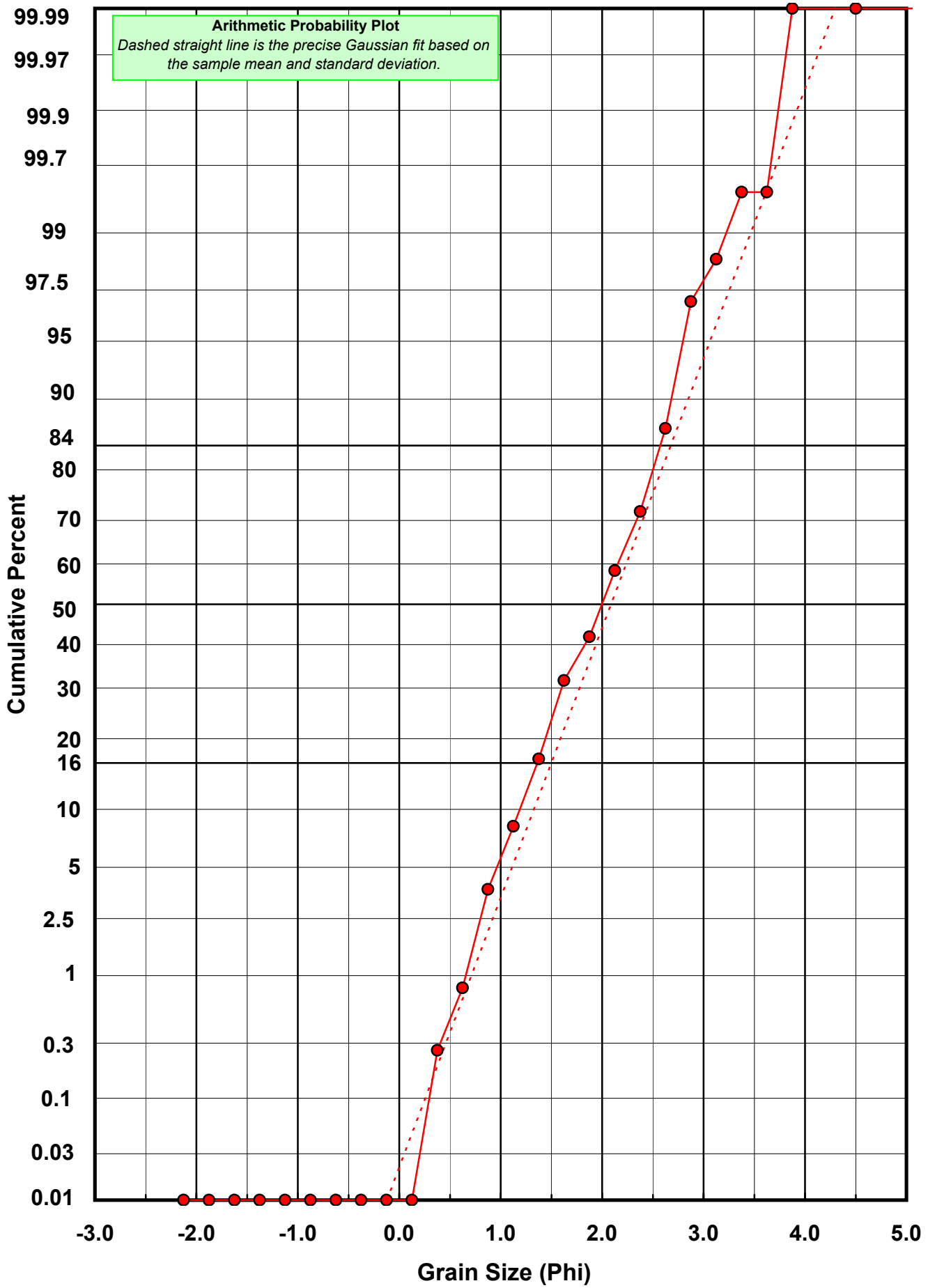
Statistical Results			
Mean:	2.0886	phi	(0.2351 mm)
Standard Dev:	0.5936	phi-units	(0.6627 mm)
Skewness:	-0.1251	dimensionless	
Kurtosis:	2.6442	dimensionless	
5th Moment:	-0.3589	dimensionless	
6th Moment:	11.8104	dimensionless	
RARD *	0.2842	dimensionless	
Median	1.9980	phi	(0.2503 mm)

\* RARD = reciprocal absolute relative dispersion (see below)

Statistical Explanation	
Calculations based on the Method of Moments	
Skewness: 3rd Stand. Moment; Exact Gaussian = 0.0	
Kurtosis: 4th Stand. Moment; Exact Gaussian = 3.0	
For Further Explanation, See Calculation Sheets	
Millimeter data calculated by $mm = 2^{(-phi)}$	

Reciprocal Absolute Relative Dispersion (RARD) Scale	
< 0.5	Excellent homogeneity (e.g., beaches)
0.5 to 1.0	Good homogeneity
1.0 to 1.33	Fair homogeneity
> 1.33	Poor homogeneity (e.g., glacial)





# Post-Digestion Grain Size Distribution

Onshore Grab Sample

Sample: VO-11-BB

Total Digested Mass: 50.601 grams

% Silica: 92.6 %

Sieve Size (phi)	Sieve Midpt (phi)	Weight (grams)	Freq Weight %	Cumulative Weight %
-2.00	-2.125	0.000	0.000	0.000
-1.75	-1.875	0.000	0.000	0.000
-1.50	-1.625	0.000	0.000	0.000
-1.25	-1.375	0.000	0.000	0.000
-1.00	-1.125	0.000	0.000	0.000
-0.75	-0.875	0.000	0.000	0.000
-0.50	-0.625	0.000	0.000	0.000
-0.25	-0.375	0.000	0.000	0.000
0.00	-0.125	0.000	0.000	0.000
0.25	0.125	0.000	0.000	0.000
0.50	0.375	0.000	0.000	0.000
0.75	0.625	0.000	0.000	0.000
1.00	0.875	0.013	0.026	0.026
1.25	1.125	0.088	0.174	0.200
1.50	1.375	0.440	0.870	1.069
1.75	1.625	1.889	3.733	4.802
2.00	1.875	6.885	13.606	18.409
2.25	2.125	12.128	23.968	42.377
2.50	2.375	13.366	26.414	68.791
2.75	2.625	9.957	19.677	88.469
3.00	2.875	3.659	7.231	95.700
3.25	3.125	1.133	2.239	97.939
3.50	3.375	0.682	1.348	99.287
3.75	3.625	0.284	0.561	99.848
4.00	3.875	0.077	0.152	100.000
5.00	4.500	0.000	0.000	100.000

Statistical Results			
Mean:	2.3327	phi	(0.1985 mm)
Standard Dev:	0.3897	phi-units	(0.7633 mm)
Skewness:	0.3557	dimensionless	
Kurtosis:	3.7452	dimensionless	
5th Moment:	4.3454	dimensionless	
6th Moment:	26.7899	dimensionless	
RARD *	0.1670	dimensionless	
Median	2.1972	phi	(0.2181 mm)

\* RARD = reciprocal absolute relative dispersion (see below)

Statistical Explanation	
Calculations based on the Method of Moments	
Skewness: 3rd Stand. Moment; Exact Gaussian = 0.0	
Kurtosis: 4th Stand. Moment; Exact Gaussian = 3.0	
For Further Explanation, See Calculation Sheets	
Millimeter data calculated by $mm = 2^{(-\phi)}$	

Reciprocal Absolute Relative Dispersion (RARD) Scale	
< 0.5	Excellent homogeneity (e.g., beaches)
0.5 to 1.0	Good homogeneity
1.0 to 1.33	Fair homogeneity
> 1.33	Poor homogeneity (e.g., glacial)

