

Onshore Grab Sample

Sample: VO-09-SS
Sample Taken By: J. Ladner
Sample Collected On: 12/3/03
Splits? N/A

County: Volusia
Latitude: 29° 19' 16.56"
Longitude: 81° 03' 10.98"
Datum: NAD 83
Surf. Elev: N/A
Datum: N/A

Fine Data Summary

Total Sample Weight 74.814 grams
Total Fines in Sample 0.839 grams
Total Percent Fines 1.11 %

Dry Sieving Summary

Total Sample Weight 73.956 grams
Total Digested Weight 64.927 grams
Total Carbonate Weight 9.029 grams
Total Silica % 87.79 %
Total Carbonate % 12.21 %
Carbonate/Silica Ratio 0.139

General Comments:

None

Description

Worked By: M. Lachance

Pre-Digestion Grain Size Distribution

Onshore Grab Sample

Sample: VO-09-SS

Total Sample Mass: 73.956 grams

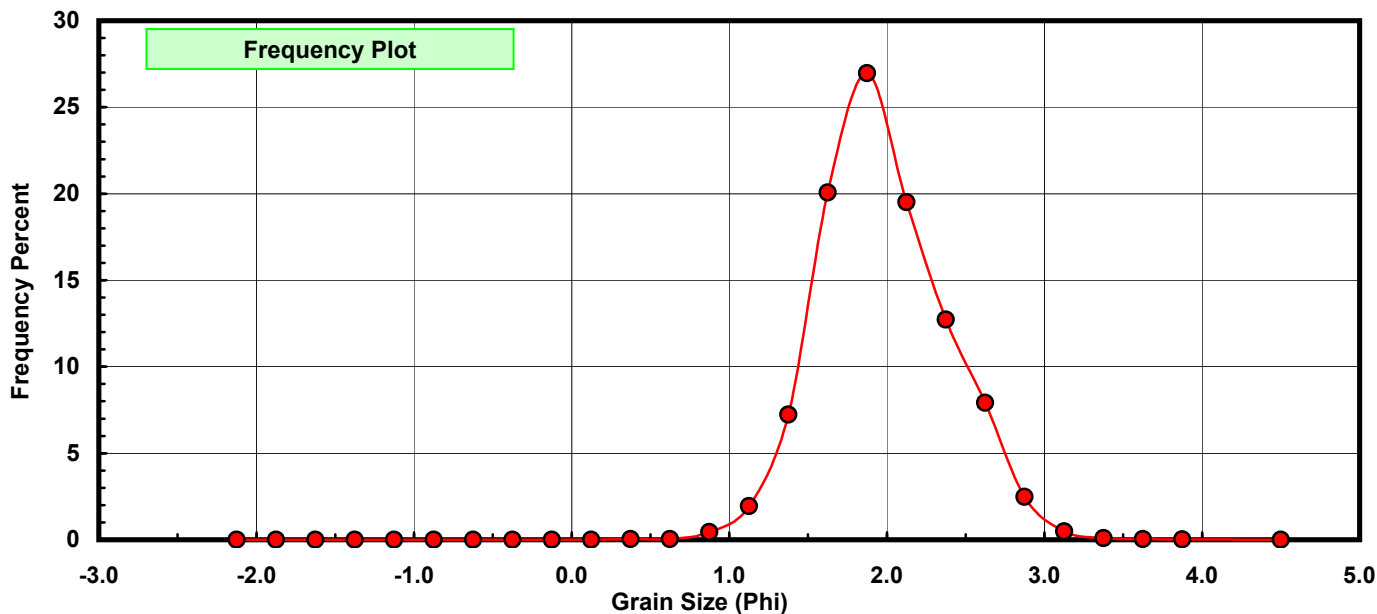
Sieve Size (phi)	Sieve Midpt (phi)	Weight (grams)	Freq Weight %	Cumulative Weight %
-2.00	-2.125	0.000	0.000	0.000
-1.75	-1.875	0.000	0.000	0.000
-1.50	-1.625	0.000	0.000	0.000
-1.25	-1.375	0.000	0.000	0.000
-1.00	-1.125	0.000	0.000	0.000
-0.75	-0.875	0.000	0.000	0.000
-0.50	-0.625	0.000	0.000	0.000
-0.25	-0.375	0.000	0.000	0.000
0.00	-0.125	0.003	0.004	0.004
0.25	0.125	0.006	0.008	0.012
0.50	0.375	0.021	0.028	0.041
0.75	0.625	0.031	0.042	0.082
1.00	0.875	0.333	0.450	0.533
1.25	1.125	1.442	1.950	2.483
1.50	1.375	5.345	7.227	9.710
1.75	1.625	14.837	20.062	29.772
2.00	1.875	19.945	26.969	56.740
2.25	2.125	14.431	19.513	76.253
2.50	2.375	9.413	12.728	88.981
2.75	2.625	5.857	7.920	96.901
3.00	2.875	1.831	2.476	99.377
3.25	3.125	0.362	0.489	99.866
3.50	3.375	0.067	0.091	99.957
3.75	3.625	0.022	0.030	99.986
4.00	3.875	0.007	0.009	99.996
5.00	4.500	0.003	0.004	100.000

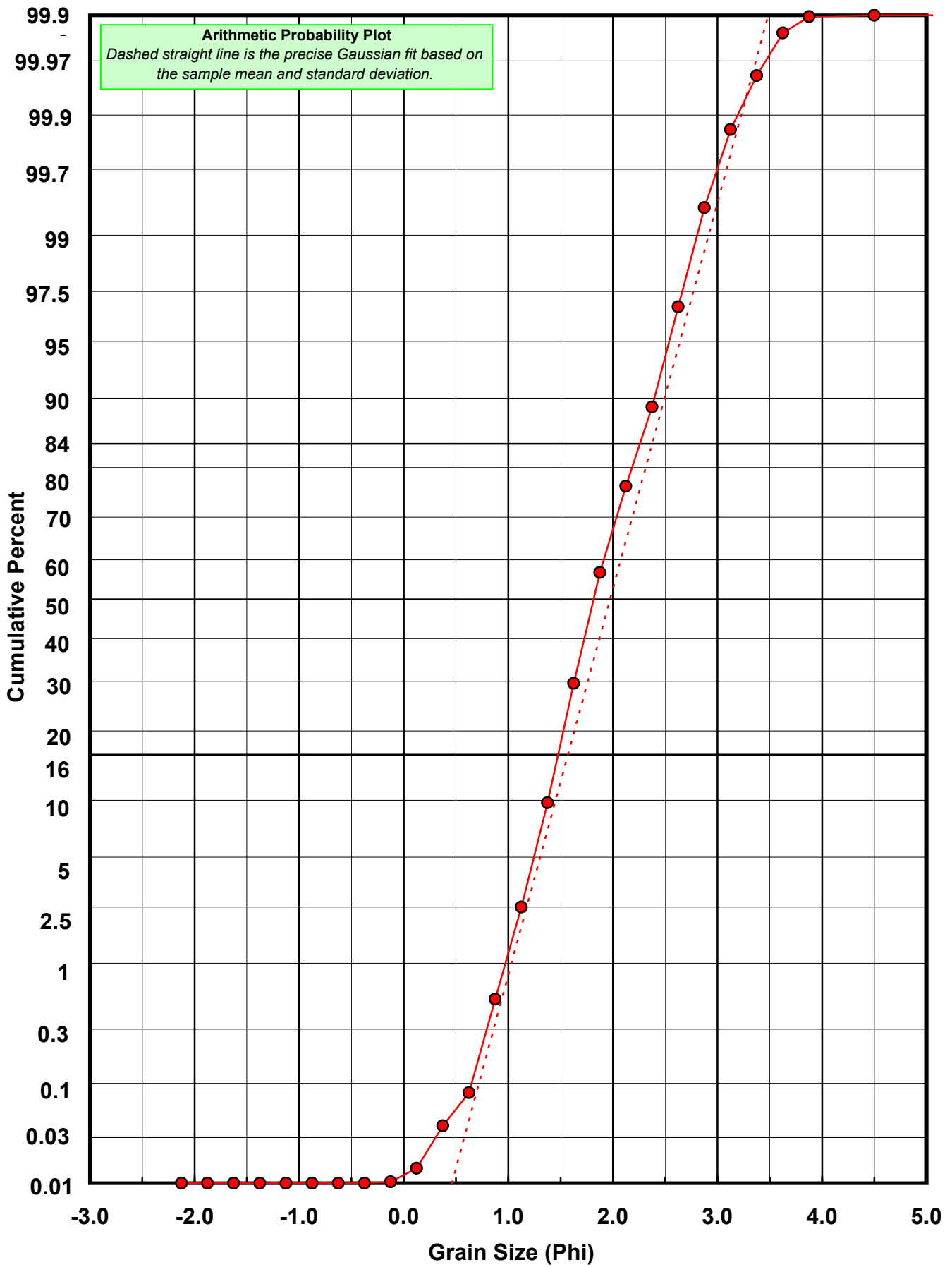
Statistical Results			
Mean:	1.9733	phi	(0.2547 mm)
Standard Dev:	0.4061	phi-units	(0.7547 mm)
Skewness:	0.2494	dimensionless	
Kurtosis:	3.1730	dimensionless	
5th Moment:	1.8233	dimensionless	
6th Moment:	20.8038	dimensionless	
RARD *	0.2058	dimensionless	
Median	1.8125	phi	(0.2847 mm)

* RARD = reciprocal absolute relative dispersion (see below)

Statistical Explanation
Calculations based on the Method of Moments
Skewness: 3rd Stand. Moment; Exact Gaussian = 0.0
Kurtosis: 4th Stand. Moment; Exact Gaussian = 3.0
For Further Explanation, See Calculation Sheets
Millimeter data calculated by $mm = 2^{(-\phi)}$

Reciprocal Absolute Relative Dispersion (RARD) Scale	
< 0.5	Excellent homogeneity (e.g., beaches)
0.5 to 1.0	Good homogeneity
1.0 to 1.33	Fair homogeneity
> 1.33	Poor homogeneity (e.g., glacial)





Carbonate Grain Size Distribution

Onshore Grab Sample

Sample: VO-09-SS

Total Carbonate Mass: 9.090 grams

% Carbonate: 12.2 %

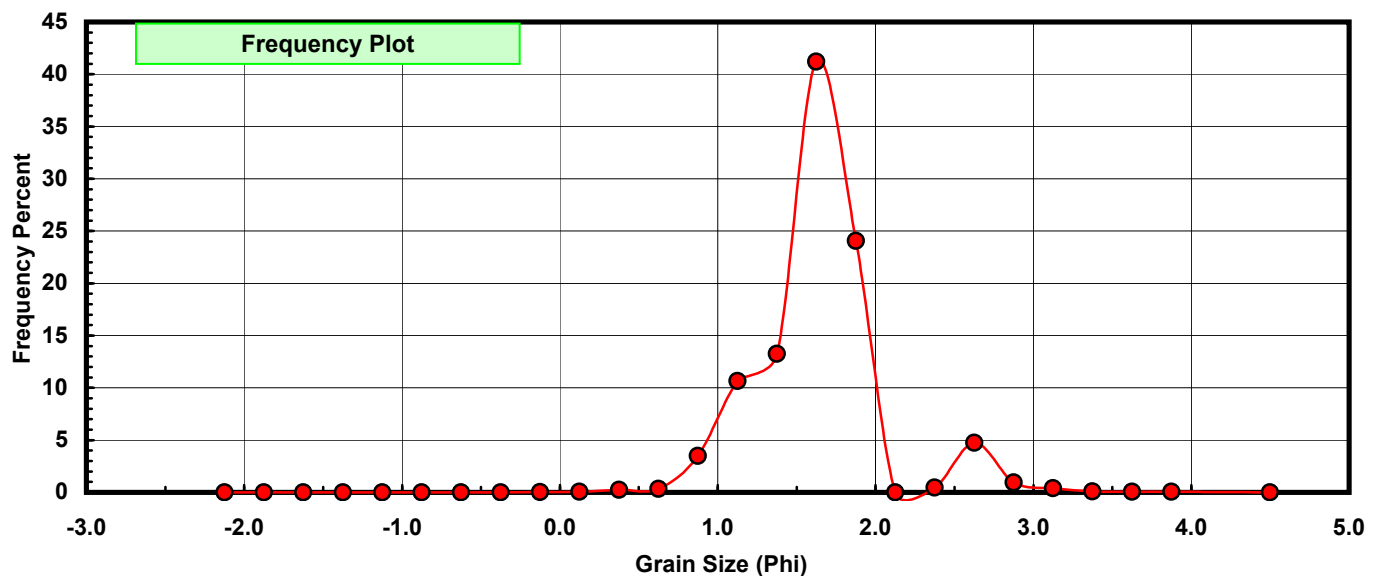
Sieve Size (phi)	Sieve Midpt (phi)	Weight (grams)	Freq Weight %	Cumulative Weight %
-2.00	-2.125	0.000	0.000	0.000
-1.75	-1.875	0.000	0.000	0.000
-1.50	-1.625	0.000	0.000	0.000
-1.25	-1.375	0.000	0.000	0.000
-1.00	-1.125	0.000	0.000	0.000
-0.75	-0.875	0.000	0.000	0.000
-0.50	-0.625	0.000	0.000	0.000
-0.25	-0.375	0.000	0.000	0.000
0.00	-0.125	0.003	0.033	0.033
0.25	0.125	0.006	0.066	0.099
0.50	0.375	0.021	0.231	0.330
0.75	0.625	0.030	0.330	0.660
1.00	0.875	0.316	3.476	4.136
1.25	1.125	0.967	10.638	14.774
1.50	1.375	1.204	13.245	28.020
1.75	1.625	3.746	41.210	69.230
2.00	1.875	2.186	24.048	93.278
2.25	2.125	0.000	0.000	93.278
2.50	2.375	0.041	0.451	93.729
2.75	2.625	0.430	4.730	98.460
3.00	2.875	0.085	0.935	99.395
3.25	3.125	0.037	0.407	99.802
3.50	3.375	0.007	0.077	99.879
3.75	3.625	0.005	0.055	99.934
4.00	3.875	0.006	0.066	100.000
5.00	4.500	0.000	0.000	100.000

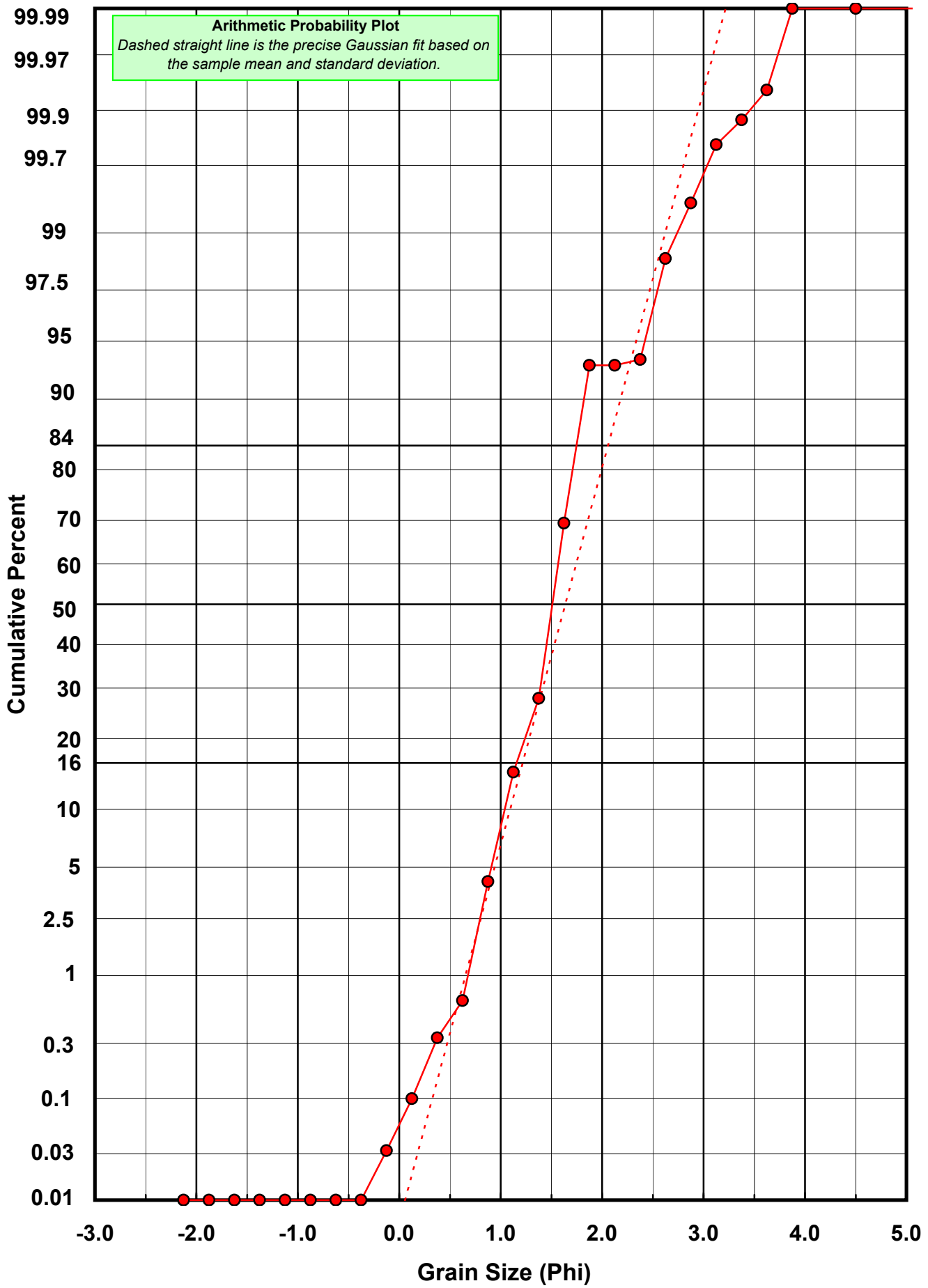
Statistical Results			
Mean:	1.6374	phi	(0.3214 mm)
Standard Dev:	0.4243	phi-units	(0.7452 mm)
Skewness:	0.7827	dimensionless	
Kurtosis:	5.4362	dimensionless	
5th Moment:	10.9546	dimensionless	
6th Moment:	57.7380	dimensionless	
RARD *	0.2591	dimensionless	
Median	1.5083	phi	(0.3515 mm)

* RARD = reciprocal absolute relative dispersion (see below)

Statistical Explanation	
Calculations based on the Method of Moments	
Skewness: 3rd Stand. Moment; Exact Gaussian = 0.0	
Kurtosis: 4th Stand. Moment; Exact Gaussian = 3.0	
For Further Explanation, See Calculation Sheets	
Millimeter data calculated by $mm = 2^{(-phi)}$	

Reciprocal Absolute Relative Dispersion (RARD) Scale	
< 0.5	Excellent homogeneity (e.g., beaches)
0.5 to 1.0	Good homogeneity
1.0 to 1.33	Fair homogeneity
> 1.33	Poor homogeneity (e.g., glacial)





Post-Digestion Grain Size Distribution

Onshore Grab Sample

Sample: VO-09-SS

Total Digested Mass: 64.927 grams

% Silica: 87.8 %

Sieve Size (phi)	Sieve Midpt (phi)	Weight (grams)	Freq Weight %	Cumulative Weight %
-2.00	-2.125	0.000	0.000	0.000
-1.75	-1.875	0.000	0.000	0.000
-1.50	-1.625	0.000	0.000	0.000
-1.25	-1.375	0.000	0.000	0.000
-1.00	-1.125	0.000	0.000	0.000
-0.75	-0.875	0.000	0.000	0.000
-0.50	-0.625	0.000	0.000	0.000
-0.25	-0.375	0.000	0.000	0.000
0.00	-0.125	0.000	0.000	0.000
0.25	0.125	0.000	0.000	0.000
0.50	0.375	0.000	0.000	0.000
0.75	0.625	0.001	0.002	0.002
1.00	0.875	0.017	0.026	0.028
1.25	1.125	0.475	0.732	0.759
1.50	1.375	4.141	6.378	7.137
1.75	1.625	11.091	17.082	24.220
2.00	1.875	17.759	27.352	51.572
2.25	2.125	14.495	22.325	73.897
2.50	2.375	9.372	14.435	88.332
2.75	2.625	5.427	8.359	96.690
3.00	2.875	1.746	2.689	99.379
3.25	3.125	0.325	0.501	99.880
3.50	3.375	0.060	0.092	99.972
3.75	3.625	0.017	0.026	99.998
4.00	3.875	0.001	0.002	100.000
5.00	4.500	0.000	0.000	100.000

Statistical Results			
Mean:	2.0203	phi	(0.2465 mm)
Standard Dev:	0.3832	phi-units	(0.7667 mm)
Skewness:	0.3242	dimensionless	
Kurtosis:	2.8665	dimensionless	
5th Moment:	2.6773	dimensionless	
6th Moment:	14.2621	dimensionless	
RARD *	0.1897	dimensionless	
Median	1.8606	phi	(0.2754 mm)

* RARD = reciprocal absolute relative dispersion (see below)

Statistical Explanation	
Calculations based on the Method of Moments	
Skewness: 3rd Stand. Moment; Exact Gaussian = 0.0	
Kurtosis: 4th Stand. Moment; Exact Gaussian = 3.0	
For Further Explanation, See Calculation Sheets	
Millimeter data calculated by $mm = 2^{(-phi)}$	

Reciprocal Absolute Relative Dispersion (RARD) Scale	
< 0.5	Excellent homogeneity (e.g., beaches)
0.5 to 1.0	Good homogeneity
1.0 to 1.33	Fair homogeneity
> 1.33	Poor homogeneity (e.g., glacial)

