

Onshore Grab Sample

Sample: VO-08-BB
Sample Taken By: J. Ladner
Sample Collected On: 12/3/03
Splits? N/A

County: Volusia
Latitude: 29° 19' 58.38"
Longitude: 81° 03' 30.42"
Datum: NAD 83
Surf. Elev: N/A
Datum: N/A

Fine Data Summary

Total Sample Weight 69.302 grams
Total Fines in Sample 0.144 grams
Total Percent Fines 0.21 %

Dry Sieving Summary

Total Sample Weight 69.156 grams
Total Digested Weight 49.592 grams
Total Carbonate Weight 19.564 grams
Total Silica % 71.71 %
Total Carbonate % 28.29 %
Carbonate/Silica Ratio 0.394

General Comments:

None

Description

Worked By: M. Lachance

Pre-Digestion Grain Size Distribution

Onshore Grab Sample

Sample: VO-08-BB

Total Sample Mass: 69.156 grams

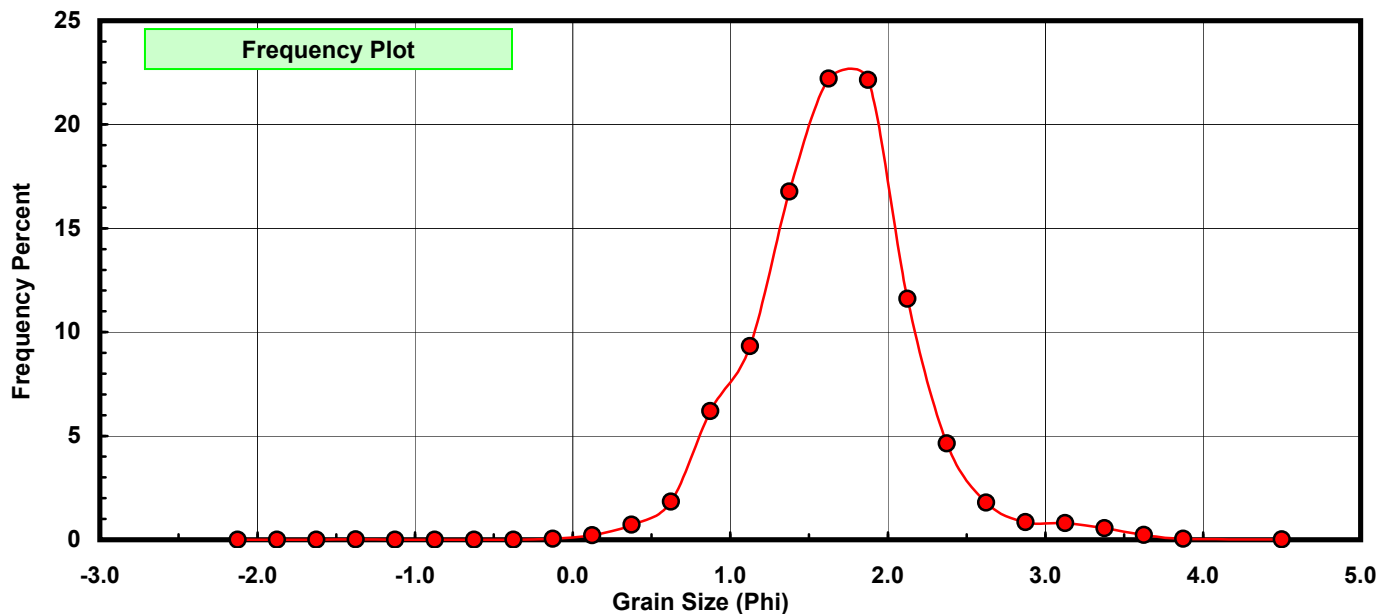
Sieve Size (phi)	Sieve Midpt (phi)	Weight (grams)	Freq Weight %	Cumulative Weight %
-2.00	-2.125	0.000	0.000	0.000
-1.75	-1.875	0.000	0.000	0.000
-1.50	-1.625	0.000	0.000	0.000
-1.25	-1.375	0.006	0.009	0.009
-1.00	-1.125	0.000	0.000	0.009
-0.75	-0.875	0.000	0.000	0.009
-0.50	-0.625	0.000	0.000	0.009
-0.25	-0.375	0.000	0.000	0.009
0.00	-0.125	0.036	0.052	0.061
0.25	0.125	0.152	0.220	0.281
0.50	0.375	0.506	0.732	1.012
0.75	0.625	1.266	1.831	2.843
1.00	0.875	4.286	6.198	9.040
1.25	1.125	6.445	9.320	18.360
1.50	1.375	11.596	16.768	35.128
1.75	1.625	15.357	22.206	57.334
2.00	1.875	15.315	22.146	79.480
2.25	2.125	8.026	11.606	91.085
2.50	2.375	3.205	4.634	95.720
2.75	2.625	1.233	1.783	97.503
3.00	2.875	0.588	0.850	98.353
3.25	3.125	0.558	0.807	99.160
3.50	3.375	0.388	0.561	99.721
3.75	3.625	0.156	0.226	99.946
4.00	3.875	0.030	0.043	99.990
5.00	4.500	0.007	0.010	100.000

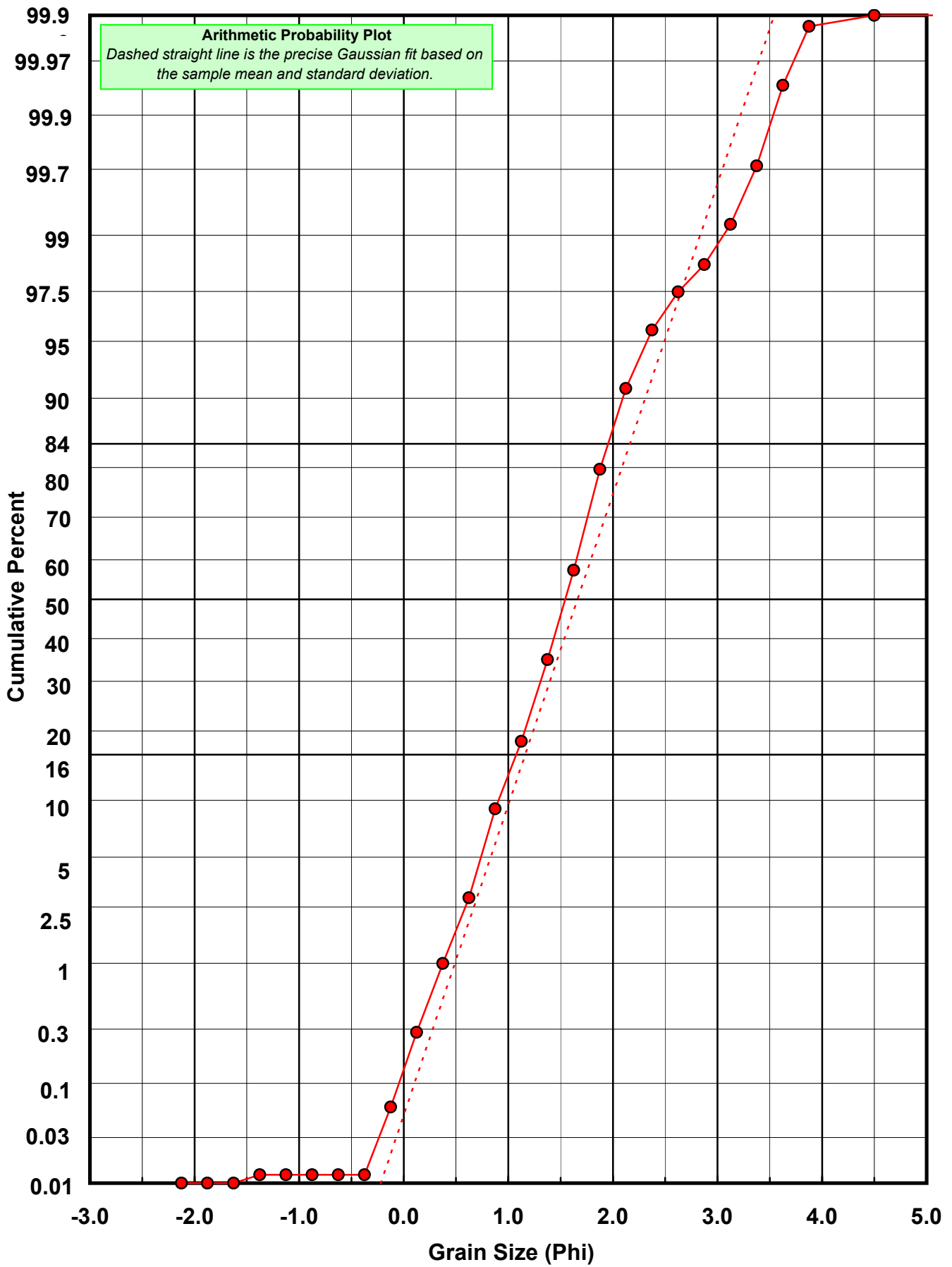
Statistical Results			
Mean:	1.6624	phi	(0.3159 mm)
Standard Dev:	0.5054	phi-units	(0.7045 mm)
Skewness:	0.3207	dimensionless	
Kurtosis:	4.4487	dimensionless	
5th Moment:	5.2358	dimensionless	
6th Moment:	41.9527	dimensionless	
RARD *	0.3040	dimensionless	
Median	1.5424	phi	(0.3433 mm)

* RARD = reciprocal absolute relative dispersion (see below)

Statistical Explanation
Calculations based on the Method of Moments
Skewness: 3rd Stand. Moment; Exact Gaussian = 0.0
Kurtosis: 4th Stand. Moment; Exact Gaussian = 3.0
For Further Explanation, See Calculation Sheets
Millimeter data calculated by $mm = 2^{(-\phi)}$

Reciprocal Absolute Relative Dispersion (RARD) Scale	
< 0.5	Excellent homogeneity (e.g., beaches)
0.5 to 1.0	Good homogeneity
1.0 to 1.33	Fair homogeneity
> 1.33	Poor homogeneity (e.g., glacial)





Carbonate Grain Size Distribution

Onshore Grab Sample

Sample: VO-08-BB

Total Carbonate Mass: 19.561 grams

% Carbonate: 28.3 %

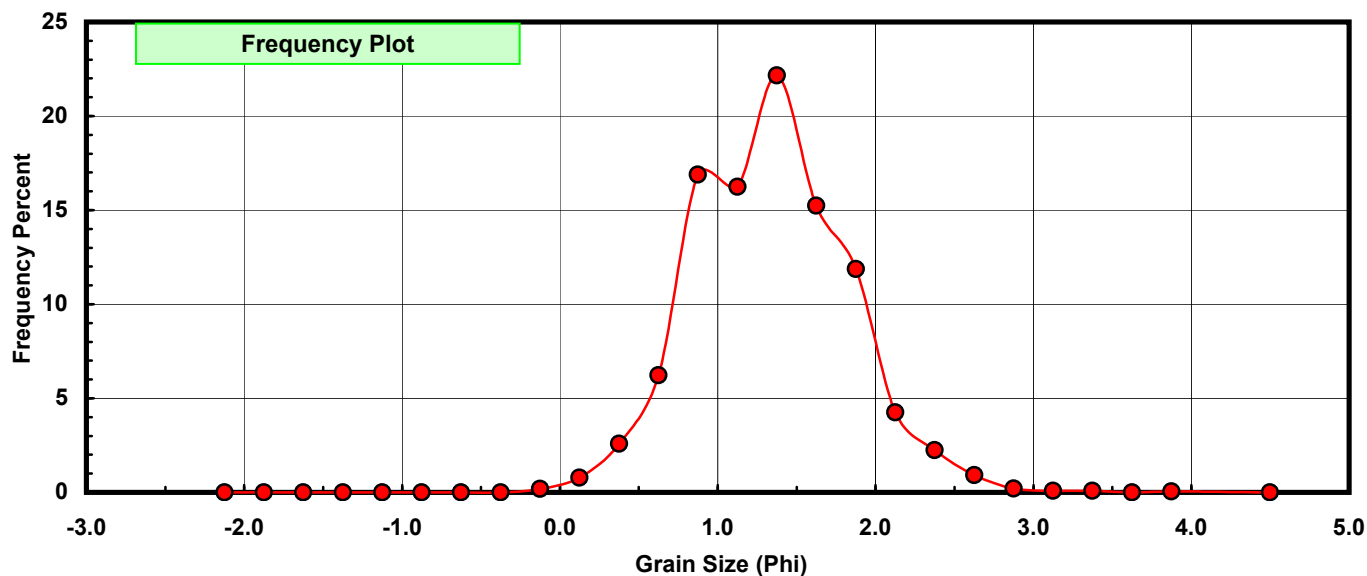
Sieve Size (phi)	Sieve Midpt (phi)	Weight (grams)	Freq Weight %	Cumulative Weight %
-2.00	-2.125	0.000	0.000	0.000
-1.75	-1.875	0.000	0.000	0.000
-1.50	-1.625	0.000	0.000	0.000
-1.25	-1.375	0.000	0.000	0.000
-1.00	-1.125	0.000	0.000	0.000
-0.75	-0.875	0.000	0.000	0.000
-0.50	-0.625	0.000	0.000	0.000
-0.25	-0.375	0.000	0.000	0.000
0.00	-0.125	0.036	0.184	0.184
0.25	0.125	0.152	0.777	0.961
0.50	0.375	0.506	2.587	3.548
0.75	0.625	1.217	6.222	9.769
1.00	0.875	3.304	16.891	26.660
1.25	1.125	3.178	16.247	42.907
1.50	1.375	4.335	22.161	65.068
1.75	1.625	2.982	15.245	80.313
2.00	1.875	2.321	11.865	92.178
2.25	2.125	0.831	4.248	96.427
2.50	2.375	0.438	2.239	98.666
2.75	2.625	0.178	0.910	99.576
3.00	2.875	0.041	0.210	99.785
3.25	3.125	0.017	0.087	99.872
3.50	3.375	0.016	0.082	99.954
3.75	3.625	0.000	0.000	99.954
4.00	3.875	0.009	0.046	100.000
5.00	4.500	0.000	0.000	100.000

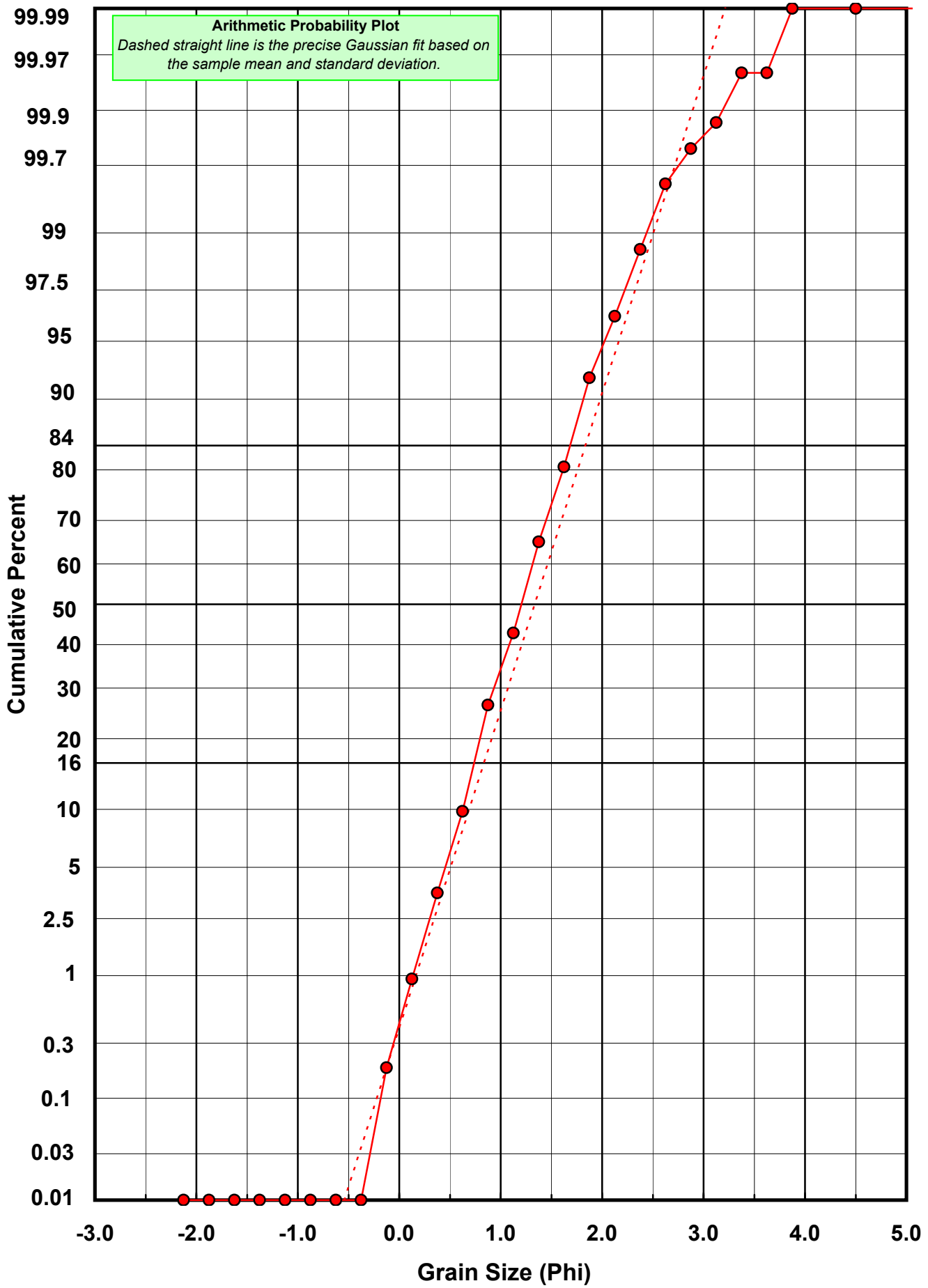
Statistical Results			
Mean:	1.3354	phi	(0.3963 mm)
Standard Dev:	0.5042	phi-units	(0.7051 mm)
Skewness:	0.2656	dimensionless	
Kurtosis:	3.3237	dimensionless	
5th Moment:	3.9334	dimensionless	
6th Moment:	25.3106	dimensionless	
RARD *	0.3775	dimensionless	
Median	1.2050	phi	(0.4338 mm)

* RARD = reciprocal absolute relative dispersion (see below)

Statistical Explanation	
Calculations based on the Method of Moments	
Skewness: 3rd Stand. Moment; Exact Gaussian = 0.0	
Kurtosis: 4th Stand. Moment; Exact Gaussian = 3.0	
For Further Explanation, See Calculation Sheets	
Millimeter data calculated by $mm = 2^{(-phi)}$	

Reciprocal Absolute Relative Dispersion (RARD) Scale	
< 0.5	Excellent homogeneity (e.g., beaches)
0.5 to 1.0	Good homogeneity
1.0 to 1.33	Fair homogeneity
> 1.33	Poor homogeneity (e.g., glacial)





Post-Digestion Grain Size Distribution

Onshore Grab Sample

Sample: VO-08-BB

Total Digested Mass: 49.591 grams

% Silica: 71.7 %

Sieve Size (phi)	Sieve Midpt (phi)	Weight (grams)	Freq Weight %	Cumulative Weight %
-2.00	-2.125	0.000	0.000	0.000
-1.75	-1.875	0.000	0.000	0.000
-1.50	-1.625	0.000	0.000	0.000
-1.25	-1.375	0.006	0.012	0.012
-1.00	-1.125	0.000	0.000	0.012
-0.75	-0.875	0.000	0.000	0.012
-0.50	-0.625	0.000	0.000	0.012
-0.25	-0.375	0.000	0.000	0.012
0.00	-0.125	0.000	0.000	0.012
0.25	0.125	0.000	0.000	0.012
0.50	0.375	0.000	0.000	0.012
0.75	0.625	0.049	0.099	0.111
1.00	0.875	0.982	1.980	2.091
1.25	1.125	3.267	6.588	8.679
1.50	1.375	7.261	14.642	23.321
1.75	1.625	12.375	24.954	48.275
2.00	1.875	12.994	26.202	74.477
2.25	2.125	7.195	14.509	88.986
2.50	2.375	2.767	5.580	94.566
2.75	2.625	1.055	2.127	96.693
3.00	2.875	0.547	1.103	97.796
3.25	3.125	0.541	1.091	98.887
3.50	3.375	0.372	0.750	99.637
3.75	3.625	0.159	0.321	99.958
4.00	3.875	0.021	0.042	100.000
5.00	4.500	0.000	0.000	100.000

Statistical Results			
Mean:	1.7911	phi	(0.289 mm)
Standard Dev:	0.4476	phi-units	(0.7333 mm)
Skewness:	0.8034	dimensionless	
Kurtosis:	5.2211	dimensionless	
5th Moment:	9.6369	dimensionless	
6th Moment:	64.3129	dimensionless	
RARD *	0.2499	dimensionless	
Median	1.6415	phi	(0.3205 mm)

* RARD = reciprocal absolute relative dispersion (see below)

Statistical Explanation	
Calculations based on the Method of Moments	
Skewness: 3rd Stand. Moment; Exact Gaussian = 0.0	
Kurtosis: 4th Stand. Moment; Exact Gaussian = 3.0	
For Further Explanation, See Calculation Sheets	
Millimeter data calculated by $mm = 2^{(-\phi)}$	

Reciprocal Absolute Relative Dispersion (RARD) Scale	
< 0.5	Excellent homogeneity (e.g., beaches)
0.5 to 1.0	Good homogeneity
1.0 to 1.33	Fair homogeneity
> 1.33	Poor homogeneity (e.g., glacial)

