

Onshore Grab Sample

Sample: VO-07-SS
Sample Taken By: J. Ladner
Sample Collected On: 12/3/03
Splits? N/A

County: Volusia
Latitude: 29° 20' 40.26"
Longitude: 81° 03' 48.78"
Datum: NAD 83
Surf. Elev: N/A
Datum: N/A

Fine Data Summary

Total Sample Weight	71.475 grams
Total Fines in Sample	0.666 grams
Total Percent Fines	0.92 %

Dry Sieving Summary

Total Sample Weight	70.711 grams
Total Digested Weight	56.163 grams
Total Carbonate Weight	14.548 grams
Total Silica %	79.43 %
Total Carbonate %	20.57 %
Carbonate/Silica Ratio	0.259

General Comments:

None

Description

Worked By: M. Lachance

Pre-Digestion Grain Size Distribution

Onshore Grab Sample

Sample: VO-07-SS

Total Sample Mass: 70.711 grams

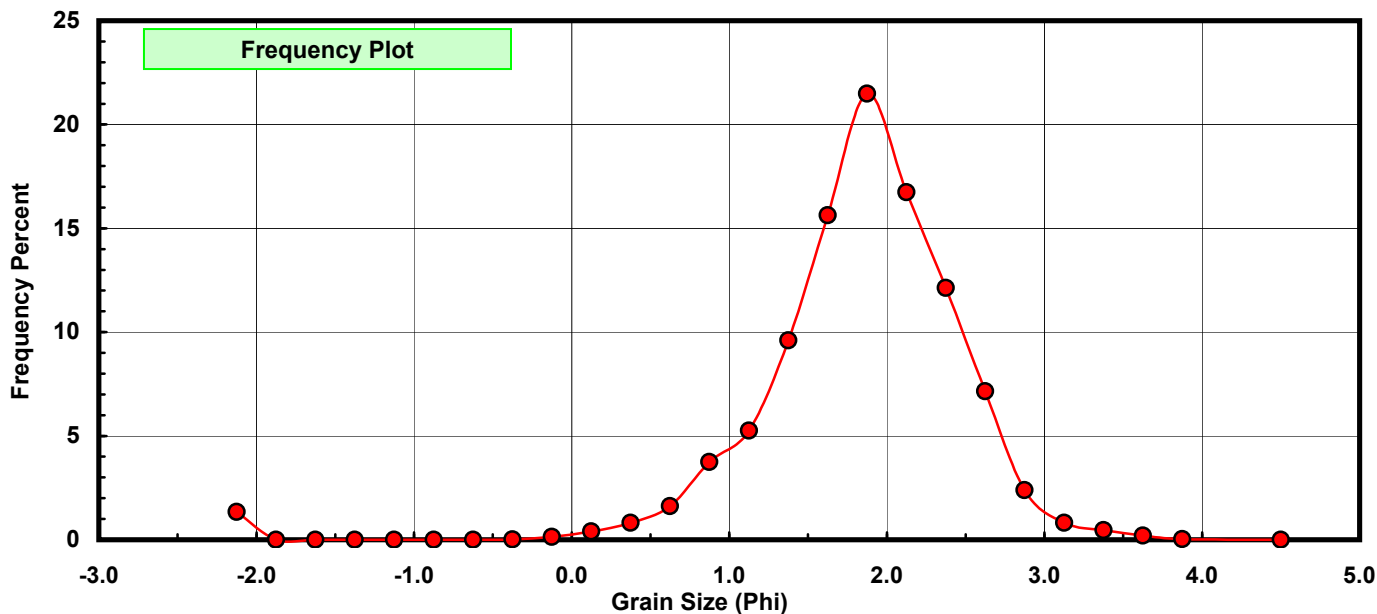
Sieve Size (phi)	Sieve Midpt (phi)	Weight (grams)	Freq Weight %	Cumulative Weight %
-2.00	-2.125	0.949	1.342	1.342
-1.75	-1.875	0.000	0.000	1.342
-1.50	-1.625	0.000	0.000	1.342
-1.25	-1.375	0.000	0.000	1.342
-1.00	-1.125	0.000	0.000	1.342
-0.75	-0.875	0.000	0.000	1.342
-0.50	-0.625	0.000	0.000	1.342
-0.25	-0.375	0.009	0.013	1.355
0.00	-0.125	0.101	0.143	1.498
0.25	0.125	0.286	0.404	1.902
0.50	0.375	0.583	0.824	2.727
0.75	0.625	1.146	1.621	4.347
1.00	0.875	2.645	3.741	8.088
1.25	1.125	3.721	5.262	13.350
1.50	1.375	6.790	9.602	22.953
1.75	1.625	11.056	15.635	38.588
2.00	1.875	15.191	21.483	60.071
2.25	2.125	11.832	16.733	76.804
2.50	2.375	8.573	12.124	88.928
2.75	2.625	5.059	7.154	96.083
3.00	2.875	1.693	2.394	98.477
3.25	3.125	0.582	0.823	99.300
3.50	3.375	0.326	0.461	99.761
3.75	3.625	0.142	0.201	99.962
4.00	3.875	0.026	0.037	99.999
5.00	4.500	0.001	0.001	100.000

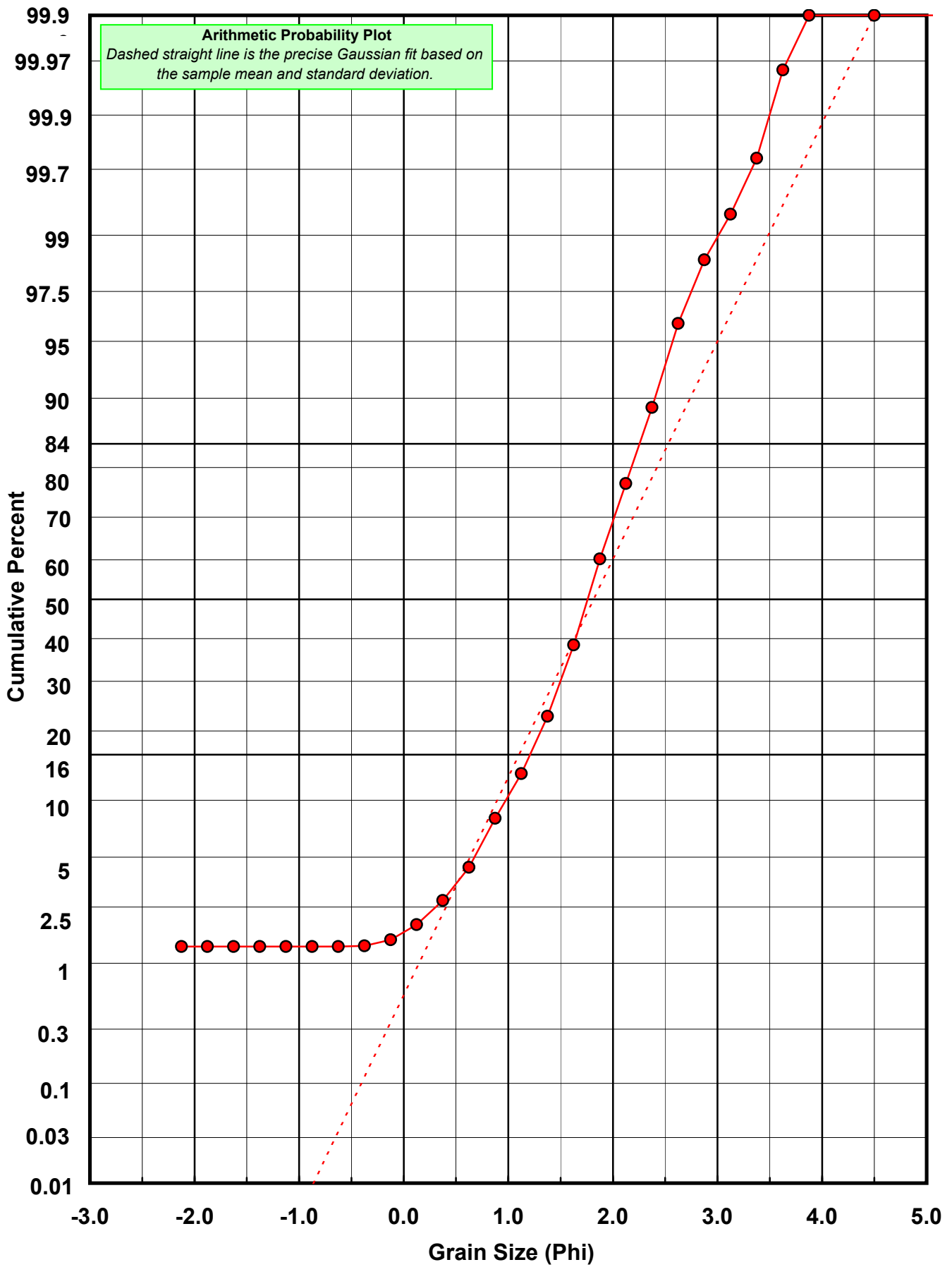
Statistical Results			
Mean:	1.8160	phi	(0.284 mm)
Standard Dev:	0.7196	phi-units	(0.6072 mm)
Skewness:	-2.2291	dimensionless	
Kurtosis:	13.4695	dimensionless	
5th Moment:	-67.2486	dimensionless	
6th Moment:	371.6409	dimensionless	
RARD *	0.3963	dimensionless	
Median	1.7578	phi	(0.2957 mm)

* RARD = reciprocal absolute relative dispersion (see below)

Statistical Explanation
Calculations based on the Method of Moments
Skewness: 3rd Stand. Moment; Exact Gaussian = 0.0
Kurtosis: 4th Stand. Moment; Exact Gaussian = 3.0
For Further Explanation, See Calculation Sheets
Millimeter data calculated by $mm = 2^{(-phi)}$

Reciprocal Absolute Relative Dispersion (RARD) Scale	
< 0.5	Excellent homogeneity (e.g., beaches)
0.5 to 1.0	Good homogeneity
1.0 to 1.33	Fair homogeneity
> 1.33	Poor homogeneity (e.g., glacial)





Carbonate Grain Size Distribution

Onshore Grab Sample

Sample: VO-07-SS

Total Carbonate Mass: 14.560 grams

% Carbonate: 20.6 %

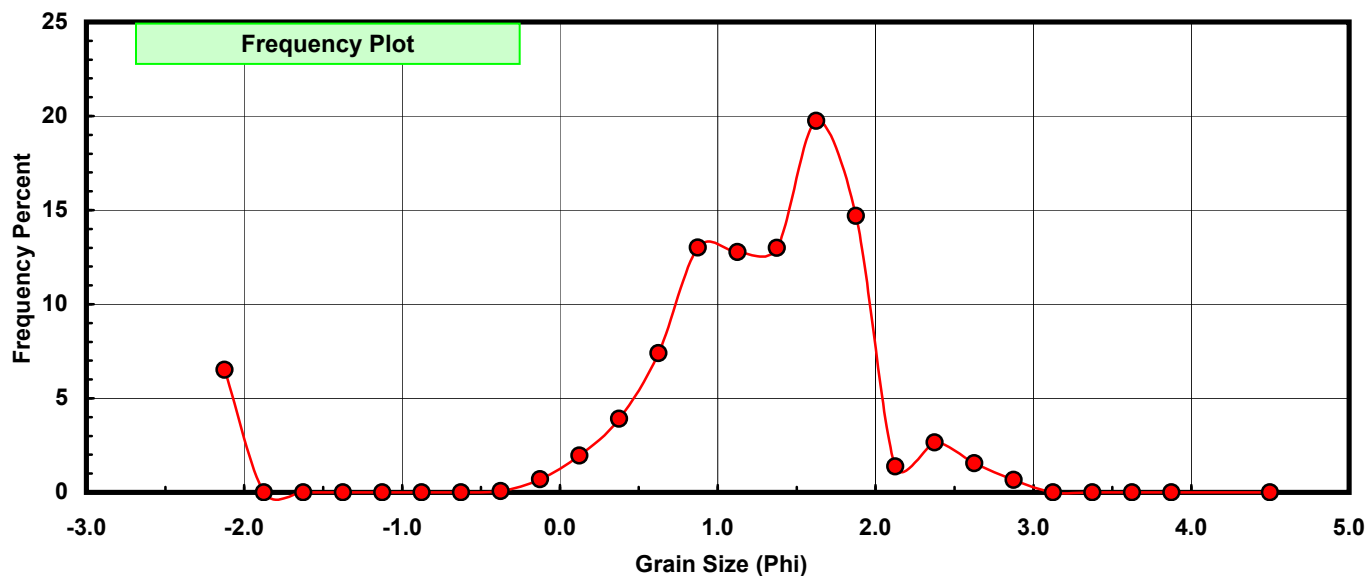
Sieve Size (phi)	Sieve Midpt (phi)	Weight (grams)	Freq Weight %	Cumulative Weight %
-2.00	-2.125	0.949	6.518	6.518
-1.75	-1.875	0.000	0.000	6.518
-1.50	-1.625	0.000	0.000	6.518
-1.25	-1.375	0.000	0.000	6.518
-1.00	-1.125	0.000	0.000	6.518
-0.75	-0.875	0.000	0.000	6.518
-0.50	-0.625	0.000	0.000	6.518
-0.25	-0.375	0.009	0.062	6.580
0.00	-0.125	0.101	0.694	7.273
0.25	0.125	0.285	1.957	9.231
0.50	0.375	0.570	3.915	13.146
0.75	0.625	1.076	7.390	20.536
1.00	0.875	1.895	13.015	33.551
1.25	1.125	1.860	12.775	46.326
1.50	1.375	1.892	12.995	59.320
1.75	1.625	2.876	19.753	79.073
2.00	1.875	2.139	14.691	93.764
2.25	2.125	0.200	1.374	95.137
2.50	2.375	0.386	2.651	97.788
2.75	2.625	0.225	1.545	99.334
3.00	2.875	0.097	0.666	100.000
3.25	3.125	0.000	0.000	100.000
3.50	3.375	0.000	0.000	100.000
3.75	3.625	0.000	0.000	100.000
4.00	3.875	0.000	0.000	100.000
5.00	4.500	0.000	0.000	100.000

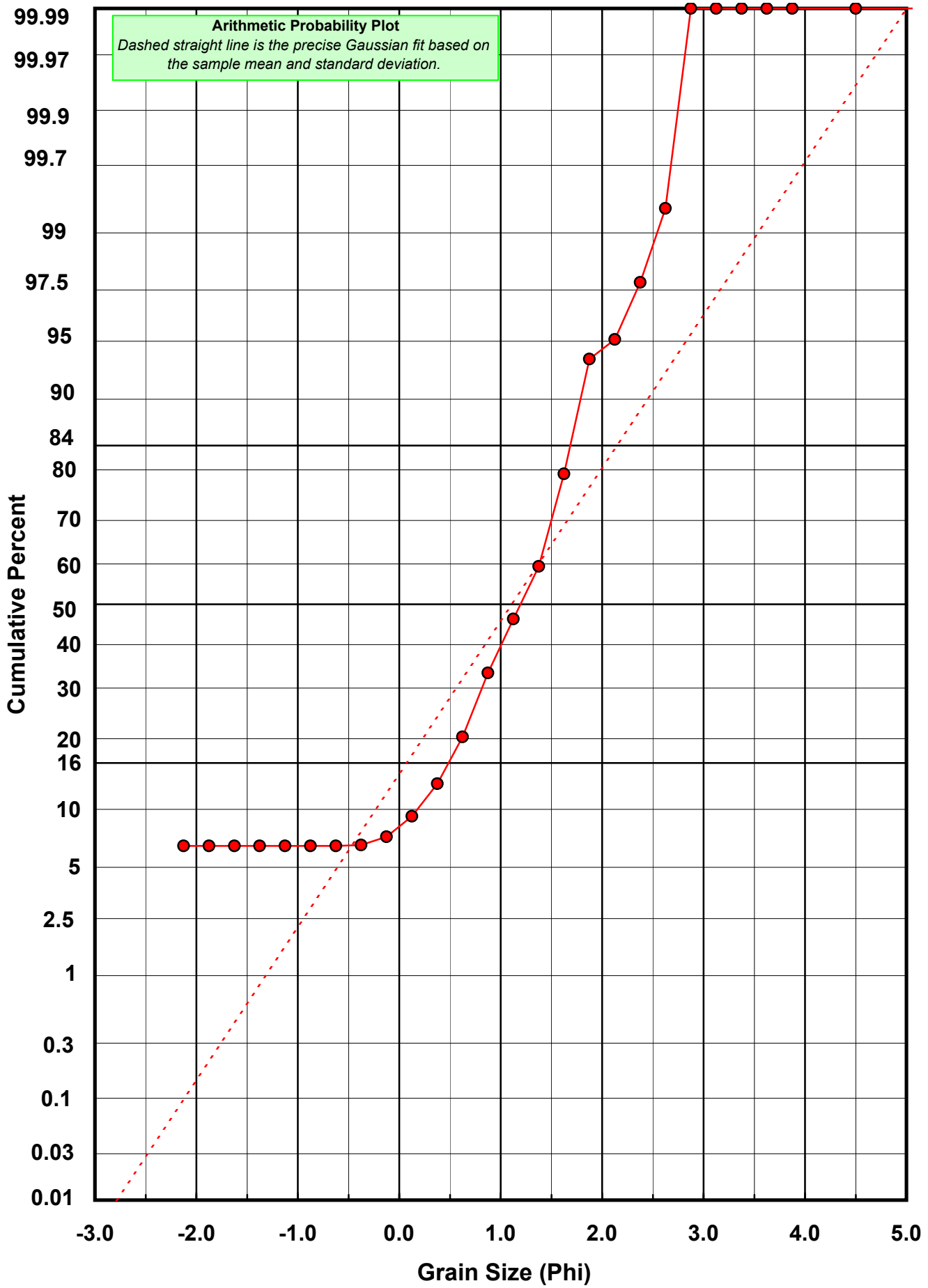
Statistical Results			
Mean:	1.1083	phi	(0.4638 mm)
Standard Dev:	1.0461	phi-units	(0.4843 mm)
Skewness:	-1.8830	dimensionless	
Kurtosis:	6.7003	dimensionless	
5th Moment:	-19.4589	dimensionless	
6th Moment:	61.5269	dimensionless	
RARD *	0.9438	dimensionless	
Median	1.1957	phi	(0.4366 mm)

* RARD = reciprocal absolute relative dispersion (see below)

Statistical Explanation	
Calculations based on the Method of Moments	
Skewness: 3rd Stand. Moment; Exact Gaussian = 0.0	
Kurtosis: 4th Stand. Moment; Exact Gaussian = 3.0	
For Further Explanation, See Calculation Sheets	
Millimeter data calculated by $mm = 2^{(-phi)}$	

Reciprocal Absolute Relative Dispersion (RARD) Scale	
< 0.5	Excellent homogeneity (e.g., beaches)
0.5 to 1.0	Good homogeneity
1.0 to 1.33	Fair homogeneity
> 1.33	Poor homogeneity (e.g., glacial)





Post-Digestion Grain Size Distribution

Onshore Grab Sample

Sample: VO-07-SS

Total Digested Mass: 56.163 grams

% Silica: 79.4 %

Sieve Size (phi)	Sieve Midpt (phi)	Weight (grams)	Freq Weight %	Cumulative Weight %
-2.00	-2.125	0.000	0.000	0.000
-1.75	-1.875	0.000	0.000	0.000
-1.50	-1.625	0.000	0.000	0.000
-1.25	-1.375	0.000	0.000	0.000
-1.00	-1.125	0.000	0.000	0.000
-0.75	-0.875	0.000	0.000	0.000
-0.50	-0.625	0.000	0.000	0.000
-0.25	-0.375	0.000	0.000	0.000
0.00	-0.125	0.000	0.000	0.000
0.25	0.125	0.001	0.002	0.002
0.50	0.375	0.013	0.023	0.025
0.75	0.625	0.070	0.125	0.150
1.00	0.875	0.750	1.335	1.485
1.25	1.125	1.861	3.314	4.799
1.50	1.375	4.898	8.721	13.520
1.75	1.625	8.180	14.565	28.084
2.00	1.875	13.052	23.239	51.324
2.25	2.125	11.632	20.711	72.035
2.50	2.375	8.187	14.577	86.612
2.75	2.625	4.834	8.607	95.219
3.00	2.875	1.596	2.842	98.061
3.25	3.125	0.585	1.042	99.103
3.50	3.375	0.327	0.582	99.685
3.75	3.625	0.144	0.256	99.941
4.00	3.875	0.033	0.059	100.000
5.00	4.500	0.000	0.000	100.000

Statistical Results			
Mean:	1.9999	phi	(0.25 mm)
Standard Dev:	0.4685	phi-units	(0.7227 mm)
Skewness:	0.1788	dimensionless	
Kurtosis:	3.3530	dimensionless	
5th Moment:	2.4523	dimensionless	
6th Moment:	20.4529	dimensionless	
RARD *	0.2343	dimensionless	
Median	1.8608	phi	(0.2753 mm)

* RARD = reciprocal absolute relative dispersion (see below)

Statistical Explanation	
Calculations based on the Method of Moments	
Skewness: 3rd Stand. Moment; Exact Gaussian = 0.0	
Kurtosis: 4th Stand. Moment; Exact Gaussian = 3.0	
For Further Explanation, See Calculation Sheets	
Millimeter data calculated by $mm = 2^{(-phi)}$	

Reciprocal Absolute Relative Dispersion (RARD) Scale	
< 0.5	Excellent homogeneity (e.g., beaches)
0.5 to 1.0	Good homogeneity
1.0 to 1.33	Fair homogeneity
> 1.33	Poor homogeneity (e.g., glacial)

