

Onshore Grab Sample

Sample: VO-07-BB
Sample Taken By: J. Ladner
Sample Collected On: 12/3/03
Splits? N/A

County: Volusia
Latitude: 29° 20' 39.96"
Longitude: 81° 03' 49.62"
Datum: NAD 83
Surf. Elev: N/A
Datum: N/A

Fine Data Summary

Total Sample Weight	88.951 grams
Total Fines in Sample	0.138 grams
Total Percent Fines	0.15 %

Dry Sieving Summary

Total Sample Weight	88.770 grams
Total Digested Weight	59.674 grams
Total Carbonate Weight	29.096 grams
Total Silica %	67.22 %
Total Carbonate %	32.78 %
Carbonate/Silica Ratio	0.488

General Comments:

None

Description

Worked By: M. Lachance

Pre-Digestion Grain Size Distribution

Onshore Grab Sample

Sample: VO-07-BB

Total Sample Mass: 88.770 grams

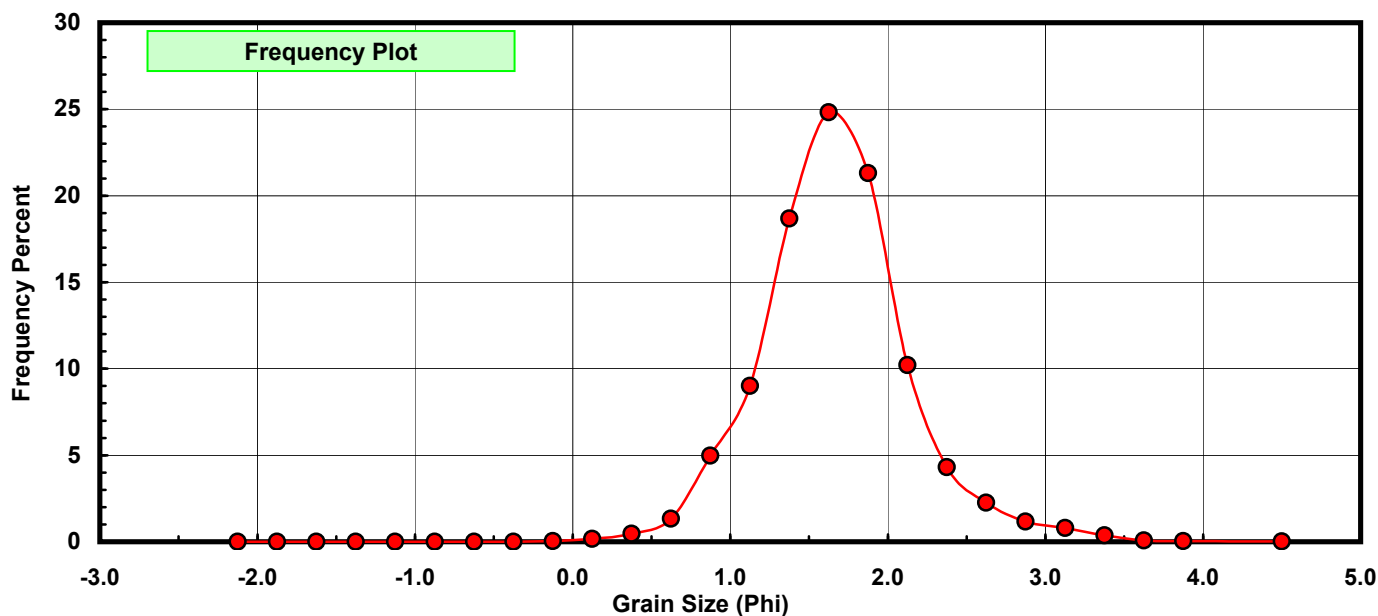
Sieve Size (phi)	Sieve Midpt (phi)	Weight (grams)	Freq Weight %	Cumulative Weight %
-2.00	-2.125	0.000	0.000	0.000
-1.75	-1.875	0.000	0.000	0.000
-1.50	-1.625	0.000	0.000	0.000
-1.25	-1.375	0.001	0.001	0.001
-1.00	-1.125	0.000	0.000	0.001
-0.75	-0.875	0.000	0.000	0.001
-0.50	-0.625	0.001	0.001	0.002
-0.25	-0.375	0.008	0.009	0.011
0.00	-0.125	0.038	0.043	0.054
0.25	0.125	0.147	0.166	0.220
0.50	0.375	0.408	0.460	0.679
0.75	0.625	1.174	1.323	2.002
1.00	0.875	4.409	4.967	6.969
1.25	1.125	7.988	8.999	15.967
1.50	1.375	16.588	18.686	34.654
1.75	1.625	22.032	24.819	59.473
2.00	1.875	18.915	21.308	80.781
2.25	2.125	9.070	10.217	90.998
2.50	2.375	3.833	4.318	95.316
2.75	2.625	1.998	2.251	97.567
3.00	2.875	1.028	1.158	98.725
3.25	3.125	0.698	0.786	99.511
3.50	3.375	0.329	0.371	99.882
3.75	3.625	0.067	0.075	99.957
4.00	3.875	0.029	0.033	99.990
5.00	4.500	0.009	0.010	100.000

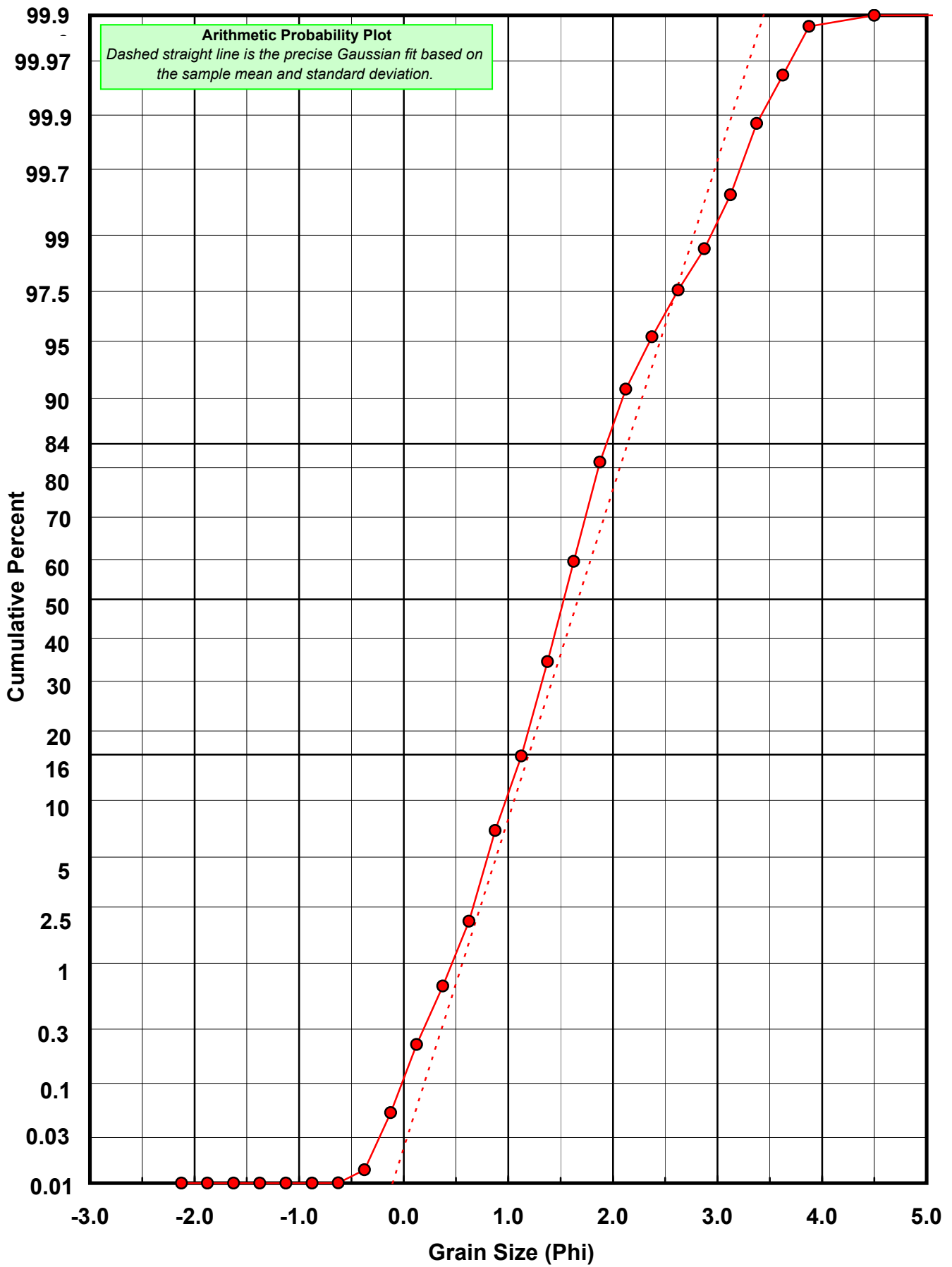
Statistical Results			
Mean:	1.6681	phi	(0.3147 mm)
Standard Dev:	0.4765	phi-units	(0.7187 mm)
Skewness:	0.3974	dimensionless	
Kurtosis:	4.4194	dimensionless	
5th Moment:	5.6583	dimensionless	
6th Moment:	40.2240	dimensionless	
RARD *	0.2857	dimensionless	
Median	1.5296	phi	(0.3464 mm)

* RARD = reciprocal absolute relative dispersion (see below)

Statistical Explanation
Calculations based on the Method of Moments
Skewness: 3rd Stand. Moment; Exact Gaussian = 0.0
Kurtosis: 4th Stand. Moment; Exact Gaussian = 3.0
For Further Explanation, See Calculation Sheets
Millimeter data calculated by $mm = 2^{(-phi)}$

Reciprocal Absolute Relative Dispersion (RARD) Scale	
< 0.5	Excellent homogeneity (e.g., beaches)
0.5 to 1.0	Good homogeneity
1.0 to 1.33	Fair homogeneity
> 1.33	Poor homogeneity (e.g., glacial)





Carbonate Grain Size Distribution

Onshore Grab Sample

Sample: VO-07-BB

Total Carbonate Mass: 29.099 grams

% Carbonate: 32.8 %

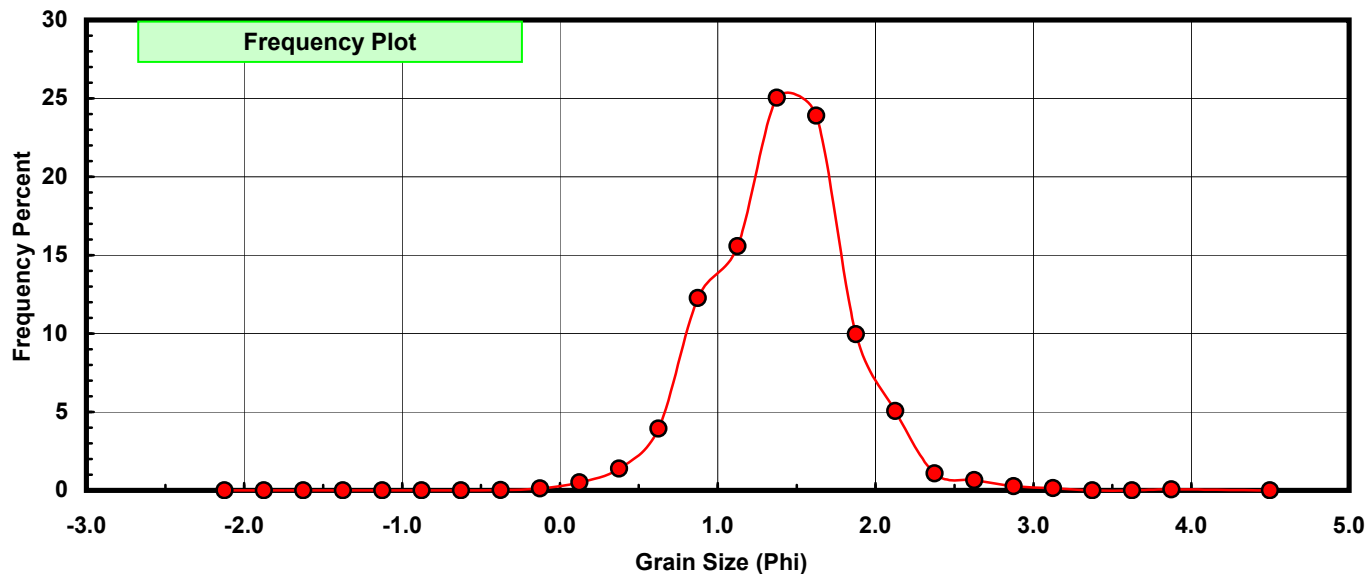
Sieve Size (phi)	Sieve Midpt (phi)	Weight (grams)	Freq Weight %	Cumulative Weight %
-2.00	-2.125	0.000	0.000	0.000
-1.75	-1.875	0.000	0.000	0.000
-1.50	-1.625	0.000	0.000	0.000
-1.25	-1.375	0.000	0.000	0.000
-1.00	-1.125	0.000	0.000	0.000
-0.75	-0.875	0.000	0.000	0.000
-0.50	-0.625	0.001	0.003	0.003
-0.25	-0.375	0.008	0.027	0.031
0.00	-0.125	0.038	0.131	0.162
0.25	0.125	0.147	0.505	0.667
0.50	0.375	0.403	1.385	2.052
0.75	0.625	1.147	3.942	5.993
1.00	0.875	3.570	12.268	18.262
1.25	1.125	4.531	15.571	33.833
1.50	1.375	7.285	25.035	58.868
1.75	1.625	6.956	23.905	82.773
2.00	1.875	2.899	9.963	92.735
2.25	2.125	1.474	5.065	97.801
2.50	2.375	0.312	1.072	98.873
2.75	2.625	0.188	0.646	99.519
3.00	2.875	0.077	0.265	99.783
3.25	3.125	0.043	0.148	99.931
3.50	3.375	0.000	0.000	99.931
3.75	3.625	0.000	0.000	99.931
4.00	3.875	0.020	0.069	100.000
5.00	4.500	0.000	0.000	100.000

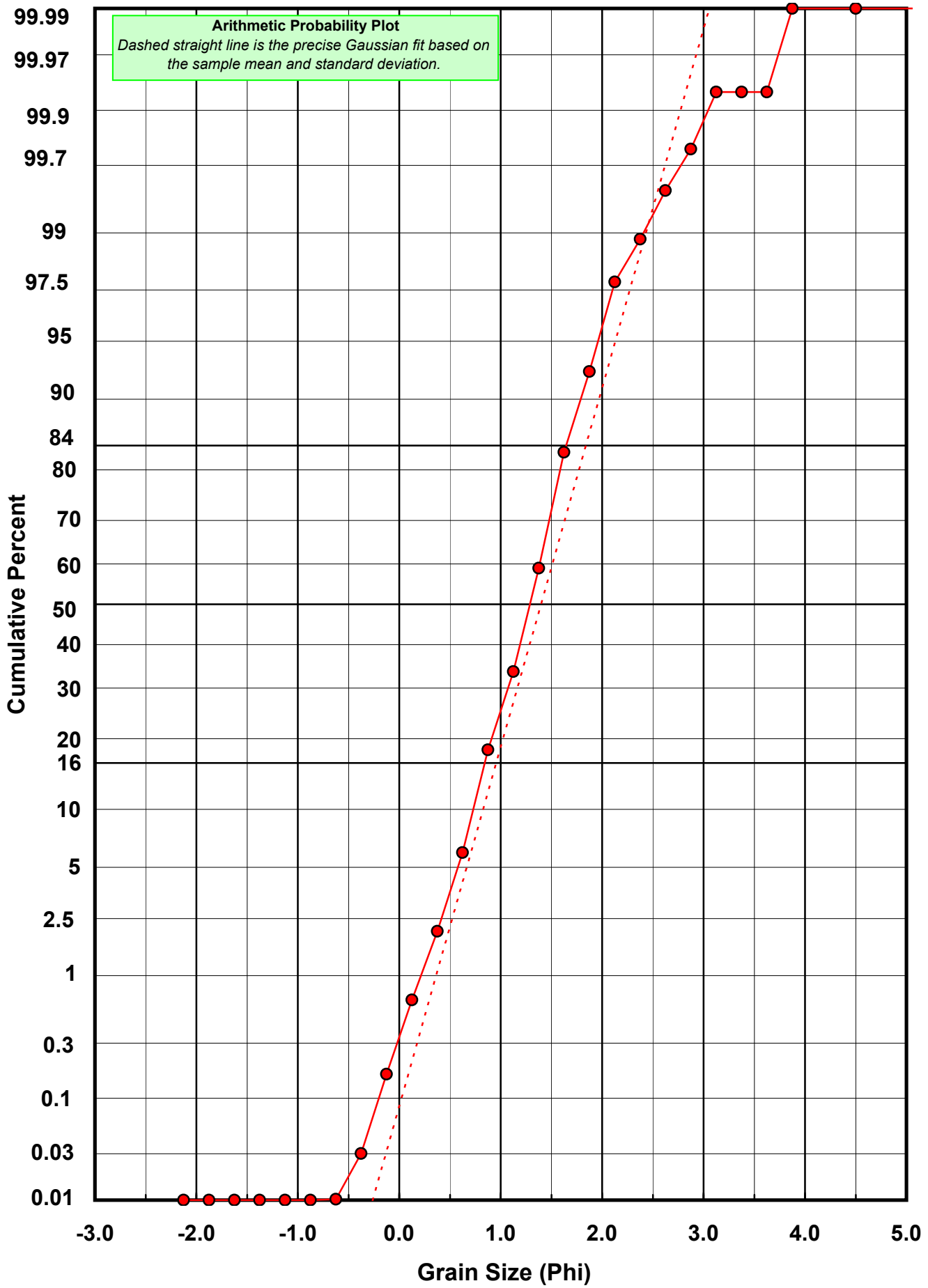
Statistical Results			
Mean:	1.3971	phi	(0.3797 mm)
Standard Dev:	0.4455	phi-units	(0.7343 mm)
Skewness:	0.1345	dimensionless	
Kurtosis:	4.1757	dimensionless	
5th Moment:	4.8068	dimensionless	
6th Moment:	45.2111	dimensionless	
RARD *	0.3189	dimensionless	
Median	1.2864	phi	(0.41 mm)

* RARD = reciprocal absolute relative dispersion (see below)

Statistical Explanation	
Calculations based on the Method of Moments	
Skewness: 3rd Stand. Moment; Exact Gaussian = 0.0	
Kurtosis: 4th Stand. Moment; Exact Gaussian = 3.0	
For Further Explanation, See Calculation Sheets	
Millimeter data calculated by $mm = 2^{(-phi)}$	

Reciprocal Absolute Relative Dispersion (RARD) Scale	
< 0.5	Excellent homogeneity (e.g., beaches)
0.5 to 1.0	Good homogeneity
1.0 to 1.33	Fair homogeneity
> 1.33	Poor homogeneity (e.g., glacial)





Post-Digestion Grain Size Distribution

Onshore Grab Sample

Sample: VO-07-BB

Total Digested Mass: 59.674 grams

% Silica: 67.2 %

Sieve Size (phi)	Sieve Midpt (phi)	Weight (grams)	Freq Weight %	Cumulative Weight %
-2.00	-2.125	0.000	0.000	0.000
-1.75	-1.875	0.000	0.000	0.000
-1.50	-1.625	0.000	0.000	0.000
-1.25	-1.375	0.001	0.002	0.002
-1.00	-1.125	0.000	0.000	0.002
-0.75	-0.875	0.000	0.000	0.002
-0.50	-0.625	0.000	0.000	0.002
-0.25	-0.375	0.000	0.000	0.002
0.00	-0.125	0.000	0.000	0.002
0.25	0.125	0.000	0.000	0.002
0.50	0.375	0.005	0.008	0.010
0.75	0.625	0.027	0.045	0.055
1.00	0.875	0.839	1.406	1.461
1.25	1.125	3.457	5.793	7.254
1.50	1.375	9.303	15.590	22.844
1.75	1.625	15.076	25.264	48.108
2.00	1.875	16.016	26.839	74.947
2.25	2.125	7.596	12.729	87.676
2.50	2.375	3.521	5.900	93.577
2.75	2.625	1.810	3.033	96.610
3.00	2.875	0.951	1.594	98.204
3.25	3.125	0.655	1.098	99.301
3.50	3.375	0.329	0.551	99.853
3.75	3.625	0.079	0.132	99.985
4.00	3.875	0.009	0.015	100.000
5.00	4.500	0.000	0.000	100.000

Statistical Results			
Mean:	1.8003	phi	(0.2871 mm)
Standard Dev:	0.4359	phi-units	(0.7392 mm)
Skewness:	0.7992	dimensionless	
Kurtosis:	4.4778	dimensionless	
5th Moment:	9.2135	dimensionless	
6th Moment:	40.7774	dimensionless	
RARD *	0.2421	dimensionless	
Median	1.6426	phi	(0.3203 mm)

* RARD = reciprocal absolute relative dispersion (see below)

Statistical Explanation	
Calculations based on the Method of Moments	
Skewness: 3rd Stand. Moment; Exact Gaussian = 0.0	
Kurtosis: 4th Stand. Moment; Exact Gaussian = 3.0	
For Further Explanation, See Calculation Sheets	
Millimeter data calculated by $mm = 2^{(-phi)}$	

Reciprocal Absolute Relative Dispersion (RARD) Scale	
< 0.5	Excellent homogeneity (e.g., beaches)
0.5 to 1.0	Good homogeneity
1.0 to 1.33	Fair homogeneity
> 1.33	Poor homogeneity (e.g., glacial)

