

Onshore Grab Sample

Sample: VO-06-BB
Sample Taken By: J. Ladner
Sample Collected On: 12/3/03
Splits? N/A

County: Volusia
Latitude: 29° 21' 22.02"
Longitude: 81° 04' 10.92"
Datum: NAD 83
Surf. Elev: N/A
Datum: N/A

Fine Data Summary

Total Sample Weight 72.576 grams
Total Fines in Sample 0.107 grams
Total Percent Fines 0.15 %

Dry Sieving Summary

Total Sample Weight 72.413 grams
Total Digested Weight 56.172 grams
Total Carbonate Weight 16.241 grams
Total Silica % 77.57 %
Total Carbonate % 22.43 %
Carbonate/Silica Ratio 0.289

General Comments:

None

Description

Worked By: M. Lachance

Pre-Digestion Grain Size Distribution

Onshore Grab Sample

Sample: VO-06-BB

Total Sample Mass: 72.413 grams

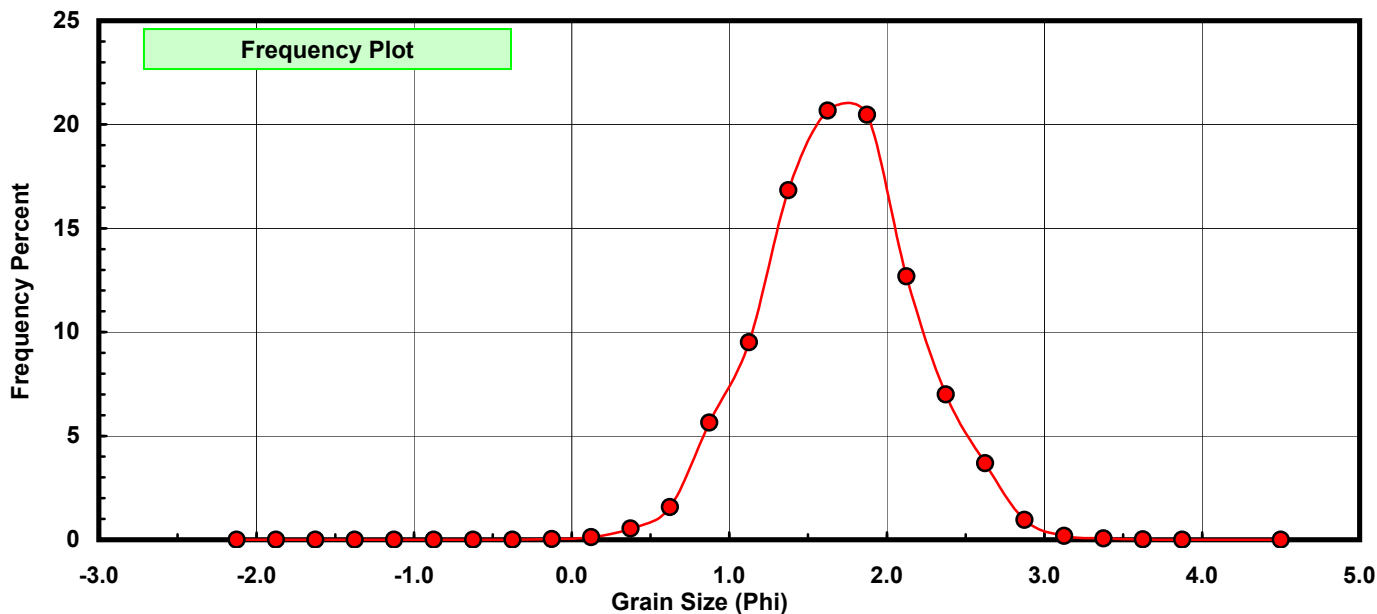
Sieve Size (phi)	Sieve Midpt (phi)	Weight (grams)	Freq Weight %	Cumulative Weight %
-2.00	-2.125	0.000	0.000	0.000
-1.75	-1.875	0.000	0.000	0.000
-1.50	-1.625	0.000	0.000	0.000
-1.25	-1.375	0.000	0.000	0.000
-1.00	-1.125	0.000	0.000	0.000
-0.75	-0.875	0.000	0.000	0.000
-0.50	-0.625	0.000	0.000	0.000
-0.25	-0.375	0.001	0.001	0.001
0.00	-0.125	0.017	0.023	0.025
0.25	0.125	0.094	0.130	0.155
0.50	0.375	0.390	0.539	0.693
0.75	0.625	1.141	1.576	2.269
1.00	0.875	4.087	5.644	7.913
1.25	1.125	6.891	9.516	17.429
1.50	1.375	12.190	16.834	34.263
1.75	1.625	14.970	20.673	54.936
2.00	1.875	14.827	20.476	75.412
2.25	2.125	9.182	12.680	88.092
2.50	2.375	5.066	6.996	95.088
2.75	2.625	2.663	3.678	98.765
3.00	2.875	0.697	0.963	99.728
3.25	3.125	0.138	0.191	99.919
3.50	3.375	0.049	0.068	99.986
3.75	3.625	0.006	0.008	99.994
4.00	3.875	0.004	0.006	100.000
5.00	4.500	0.000	0.000	100.000

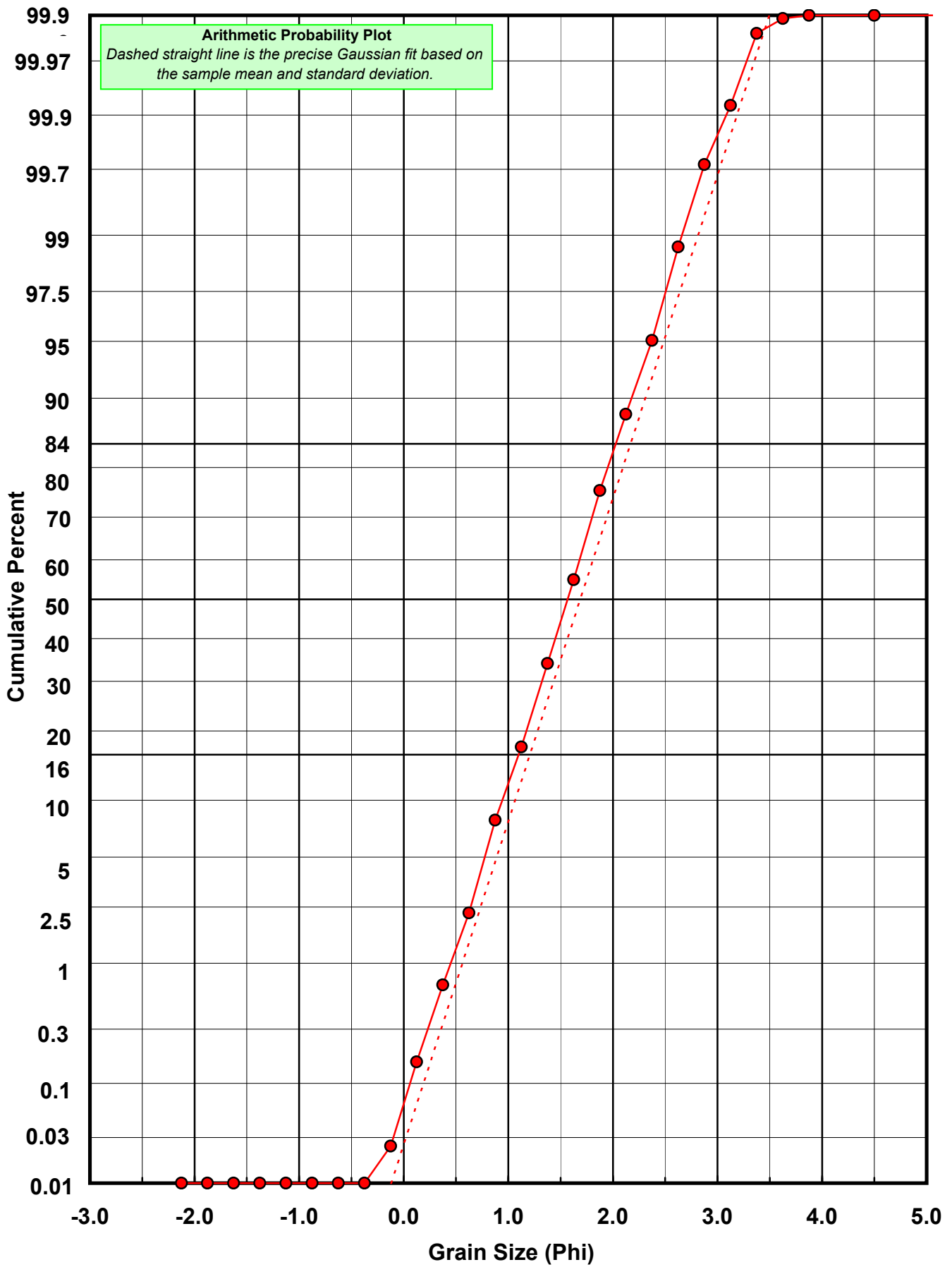
Statistical Results			
Mean:	1.6883	phi	(0.3103 mm)
Standard Dev:	0.4856	phi-units	(0.7142 mm)
Skewness:	0.0061	dimensionless	
Kurtosis:	3.0353	dimensionless	
5th Moment:	0.0799	dimensionless	
6th Moment:	15.5435	dimensionless	
RARD *	0.2876	dimensionless	
Median	1.5653	phi	(0.3379 mm)

* RARD = reciprocal absolute relative dispersion (see below)

Statistical Explanation
Calculations based on the Method of Moments
Skewness: 3rd Stand. Moment; Exact Gaussian = 0.0
Kurtosis: 4th Stand. Moment; Exact Gaussian = 3.0
For Further Explanation, See Calculation Sheets
Millimeter data calculated by $mm = 2^{(-phi)}$

Reciprocal Absolute Relative Dispersion (RARD) Scale	
< 0.5	Excellent homogeneity (e.g., beaches)
0.5 to 1.0	Good homogeneity
1.0 to 1.33	Fair homogeneity
> 1.33	Poor homogeneity (e.g., glacial)





Carbonate Grain Size Distribution

Onshore Grab Sample

Sample: VO-06-BB

Total Carbonate Mass: 16.258 grams

% Carbonate: 22.4 %

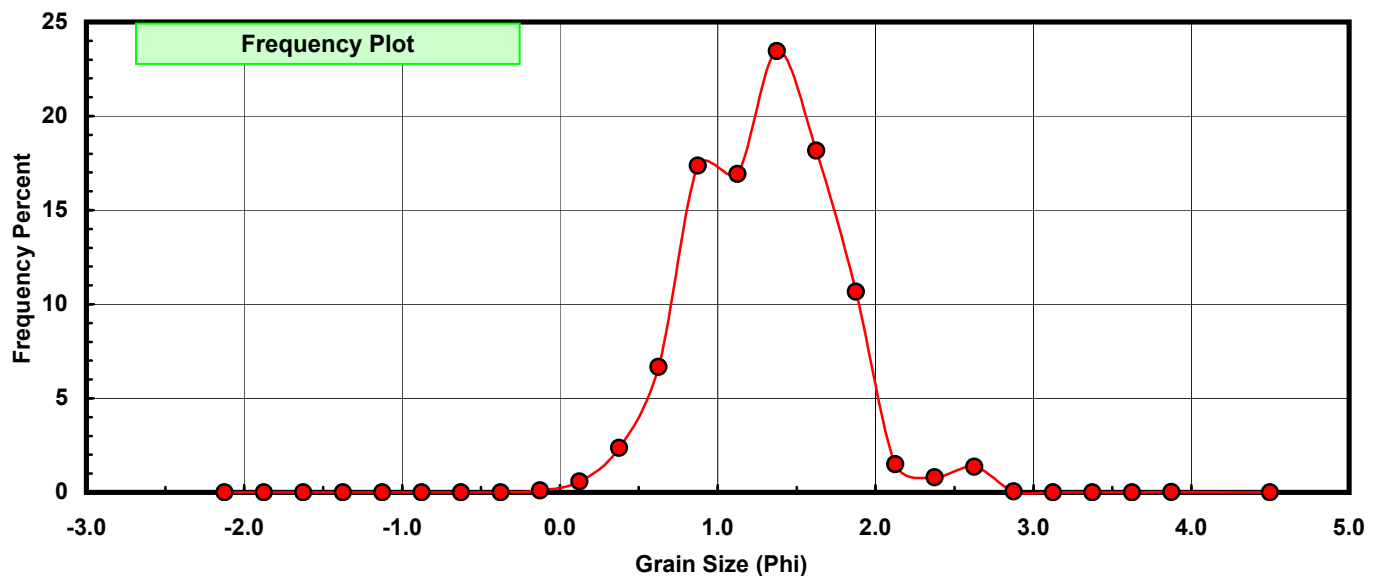
Sieve Size (phi)	Sieve Midpt (phi)	Weight (grams)	Freq Weight %	Cumulative Weight %
-2.00	-2.125	0.000	0.000	0.000
-1.75	-1.875	0.000	0.000	0.000
-1.50	-1.625	0.000	0.000	0.000
-1.25	-1.375	0.000	0.000	0.000
-1.00	-1.125	0.000	0.000	0.000
-0.75	-0.875	0.000	0.000	0.000
-0.50	-0.625	0.000	0.000	0.000
-0.25	-0.375	0.001	0.006	0.006
0.00	-0.125	0.017	0.105	0.111
0.25	0.125	0.094	0.578	0.689
0.50	0.375	0.385	2.368	3.057
0.75	0.625	1.083	6.661	9.718
1.00	0.875	2.822	17.358	27.076
1.25	1.125	2.751	16.921	43.997
1.50	1.375	3.813	23.453	67.450
1.75	1.625	2.952	18.157	85.607
2.00	1.875	1.733	10.659	96.266
2.25	2.125	0.244	1.501	97.767
2.50	2.375	0.131	0.806	98.573
2.75	2.625	0.220	1.353	99.926
3.00	2.875	0.009	0.055	99.982
3.25	3.125	0.000	0.000	99.982
3.50	3.375	0.000	0.000	99.982
3.75	3.625	0.000	0.000	99.982
4.00	3.875	0.003	0.018	100.000
5.00	4.500	0.000	0.000	100.000

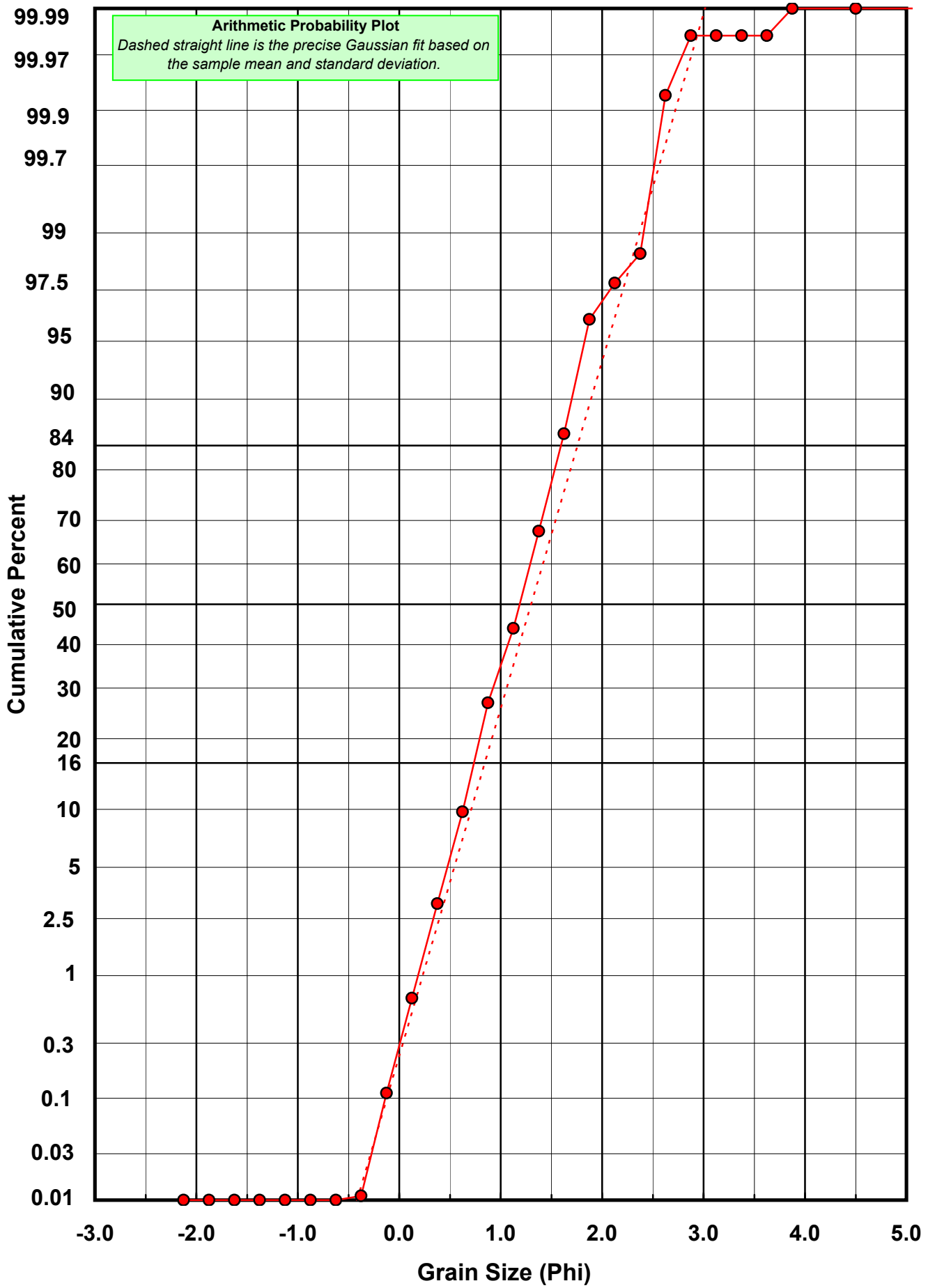
Statistical Results			
Mean:	1.2996	phi	(0.4062 mm)
Standard Dev:	0.4605	phi-units	(0.7267 mm)
Skewness:	0.1737	dimensionless	
Kurtosis:	3.2560	dimensionless	
5th Moment:	3.0225	dimensionless	
6th Moment:	22.8223	dimensionless	
RARD *	0.3544	dimensionless	
Median	1.1890	phi	(0.4386 mm)

* RARD = reciprocal absolute relative dispersion (see below)

Statistical Explanation	
Calculations based on the Method of Moments	
Skewness: 3rd Stand. Moment; Exact Gaussian = 0.0	
Kurtosis: 4th Stand. Moment; Exact Gaussian = 3.0	
For Further Explanation, See Calculation Sheets	
Millimeter data calculated by $mm = 2^{(-phi)}$	

Reciprocal Absolute Relative Dispersion (RARD) Scale	
< 0.5	Excellent homogeneity (e.g., beaches)
0.5 to 1.0	Good homogeneity
1.0 to 1.33	Fair homogeneity
> 1.33	Poor homogeneity (e.g., glacial)





Post-Digestion Grain Size Distribution

Onshore Grab Sample

Sample: VO-06-BB

Total Digested Mass: 56.172 grams

% Silica: 77.6 %

Sieve Size (phi)	Sieve Midpt (phi)	Weight (grams)	Freq Weight %	Cumulative Weight %
-2.00	-2.125	0.000	0.000	0.000
-1.75	-1.875	0.000	0.000	0.000
-1.50	-1.625	0.000	0.000	0.000
-1.25	-1.375	0.000	0.000	0.000
-1.00	-1.125	0.000	0.000	0.000
-0.75	-0.875	0.000	0.000	0.000
-0.50	-0.625	0.000	0.000	0.000
-0.25	-0.375	0.000	0.000	0.000
0.00	-0.125	0.000	0.000	0.000
0.25	0.125	0.000	0.000	0.000
0.50	0.375	0.005	0.009	0.009
0.75	0.625	0.058	0.103	0.112
1.00	0.875	1.265	2.252	2.364
1.25	1.125	4.140	7.370	9.734
1.50	1.375	8.377	14.913	24.648
1.75	1.625	12.018	21.395	46.043
2.00	1.875	13.094	23.311	69.353
2.25	2.125	8.938	15.912	85.265
2.50	2.375	4.935	8.786	94.050
2.75	2.625	2.443	4.349	98.400
3.00	2.875	0.688	1.225	99.624
3.25	3.125	0.139	0.247	99.872
3.50	3.375	0.057	0.101	99.973
3.75	3.625	0.014	0.025	99.998
4.00	3.875	0.001	0.002	100.000
5.00	4.500	0.000	0.000	100.000

Statistical Results			
Mean:	1.8014	phi	(0.2869 mm)
Standard Dev:	0.4359	phi-units	(0.7392 mm)
Skewness:	0.2151	dimensionless	
Kurtosis:	2.9311	dimensionless	
5th Moment:	2.2472	dimensionless	
6th Moment:	14.9323	dimensionless	
RARD *	0.2420	dimensionless	
Median	1.6674	phi	(0.3148 mm)

* RARD = reciprocal absolute relative dispersion (see below)

Statistical Explanation	
Calculations based on the Method of Moments	
Skewness: 3rd Stand. Moment; Exact Gaussian = 0.0	
Kurtosis: 4th Stand. Moment; Exact Gaussian = 3.0	
For Further Explanation, See Calculation Sheets	
Millimeter data calculated by $mm = 2^{(-\phi)}$	

Reciprocal Absolute Relative Dispersion (RARD) Scale	
< 0.5	Excellent homogeneity (e.g., beaches)
0.5 to 1.0	Good homogeneity
1.0 to 1.33	Fair homogeneity
> 1.33	Poor homogeneity (e.g., glacial)

