

Onshore Grab Sample

Sample: VO-03-SS
Sample Taken By: J. Ladner
Sample Collected On: 12/3/03
Splits? N/A

County: Volusia
Latitude: 29° 23' 33.36"
Longitude: 81° 05' 11.16"
Datum: NAD 83
Surf. Elev: N/A
Datum: N/A

Fine Data Summary

Total Sample Weight 77.158 grams
Total Fines in Sample 0.735 grams
Total Percent Fines 0.94 %

Dry Sieving Summary

Total Sample Weight 75.599 grams
Total Digested Weight 57.807 grams
Total Carbonate Weight 17.792 grams
Total Silica % 76.47 %
Total Carbonate % 23.53 %
Carbonate/Silica Ratio 0.308

General Comments:

None

Description

Worked By: M. Lachance

Pre-Digestion Grain Size Distribution

Onshore Grab Sample

Sample: VO-03-SS

Total Sample Mass: 75.599 grams

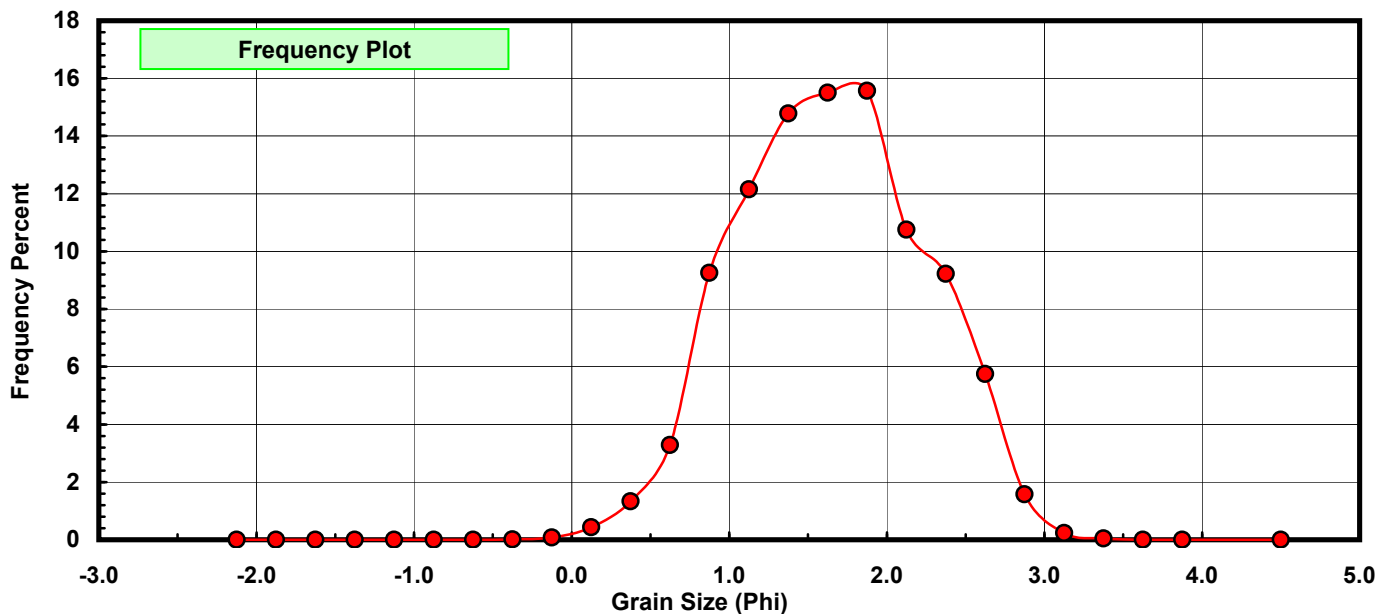
Sieve Size (phi)	Sieve Midpt (phi)	Weight (grams)	Freq Weight %	Cumulative Weight %
-2.00	-2.125	0.000	0.000	0.000
-1.75	-1.875	0.000	0.000	0.000
-1.50	-1.625	0.000	0.000	0.000
-1.25	-1.375	0.000	0.000	0.000
-1.00	-1.125	0.000	0.000	0.000
-0.75	-0.875	0.000	0.000	0.000
-0.50	-0.625	0.000	0.000	0.000
-0.25	-0.375	0.011	0.015	0.015
0.00	-0.125	0.059	0.078	0.093
0.25	0.125	0.329	0.435	0.528
0.50	0.375	1.003	1.327	1.855
0.75	0.625	2.486	3.288	5.143
1.00	0.875	6.993	9.250	14.393
1.25	1.125	9.189	12.155	26.548
1.50	1.375	11.177	14.785	41.333
1.75	1.625	11.717	15.499	56.831
2.00	1.875	11.774	15.574	72.406
2.25	2.125	8.132	10.757	83.162
2.50	2.375	6.974	9.225	92.387
2.75	2.625	4.347	5.750	98.138
3.00	2.875	1.191	1.575	99.713
3.25	3.125	0.180	0.238	99.951
3.50	3.375	0.032	0.042	99.993
3.75	3.625	0.004	0.005	99.999
4.00	3.875	0.001	0.001	100.000
5.00	4.500	0.000	0.000	100.000

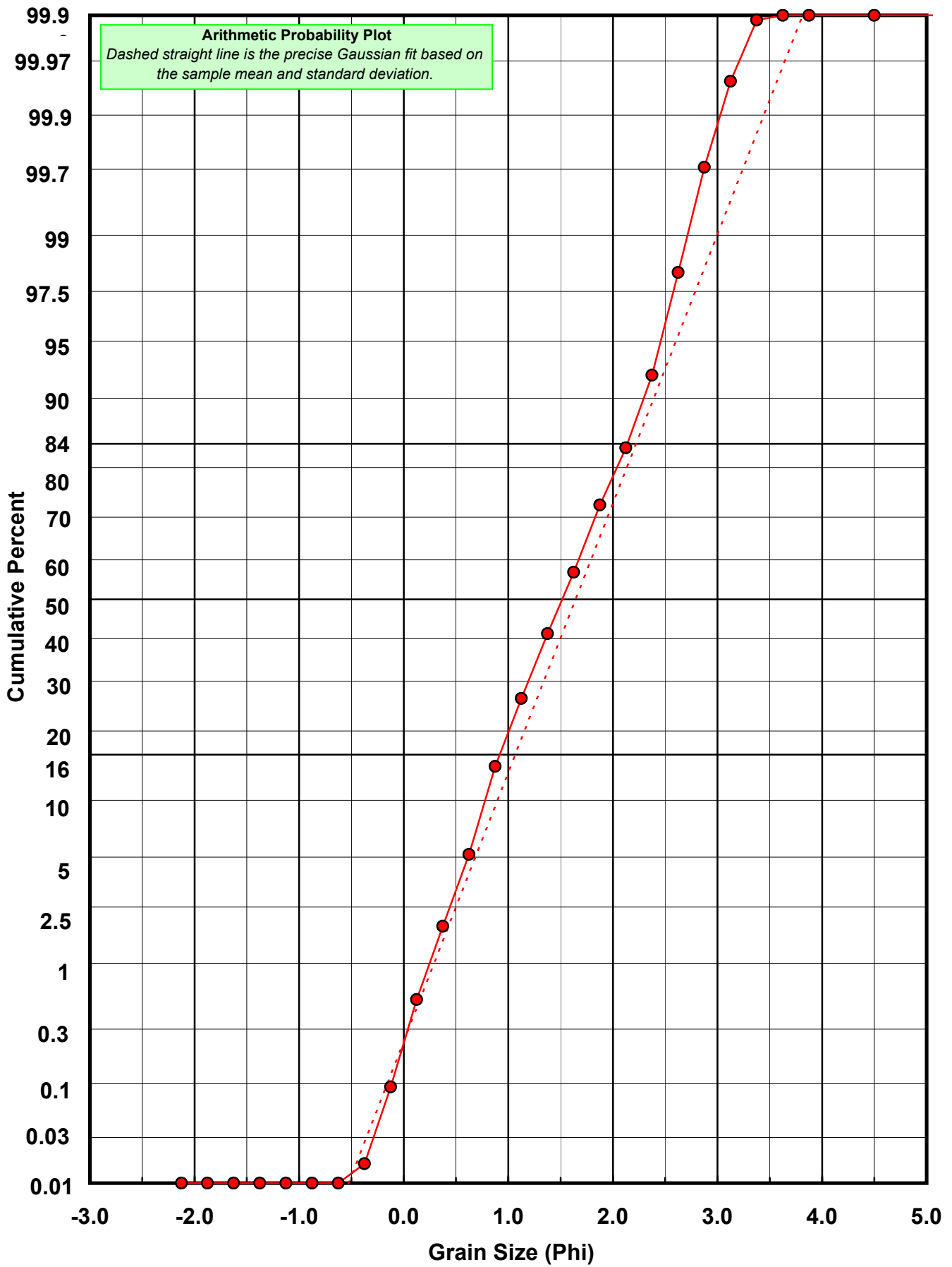
Statistical Results			
Mean:	1.6438	phi	(0.32 mm)
Standard Dev:	0.5829	phi-units	(0.6676 mm)
Skewness:	-0.0016	dimensionless	
Kurtosis:	2.4882	dimensionless	
5th Moment:	-0.2704	dimensionless	
6th Moment:	9.4022	dimensionless	
RARD *	0.3546	dimensionless	
Median	1.5148	phi	(0.3499 mm)

* RARD = reciprocal absolute relative dispersion (see below)

Statistical Explanation
Calculations based on the Method of Moments
Skewness: 3rd Stand. Moment; Exact Gaussian = 0.0
Kurtosis: 4th Stand. Moment; Exact Gaussian = 3.0
For Further Explanation, See Calculation Sheets
Millimeter data calculated by $mm = 2^{(-phi)}$

Reciprocal Absolute Relative Dispersion (RARD) Scale	
< 0.5	Excellent homogeneity (e.g., beaches)
0.5 to 1.0	Good homogeneity
1.0 to 1.33	Fair homogeneity
> 1.33	Poor homogeneity (e.g., glacial)





Carbonate Grain Size Distribution

Onshore Grab Sample

Sample: VO-03-SS

Total Carbonate Mass: 18.549 grams

% Carbonate: 23.5 %

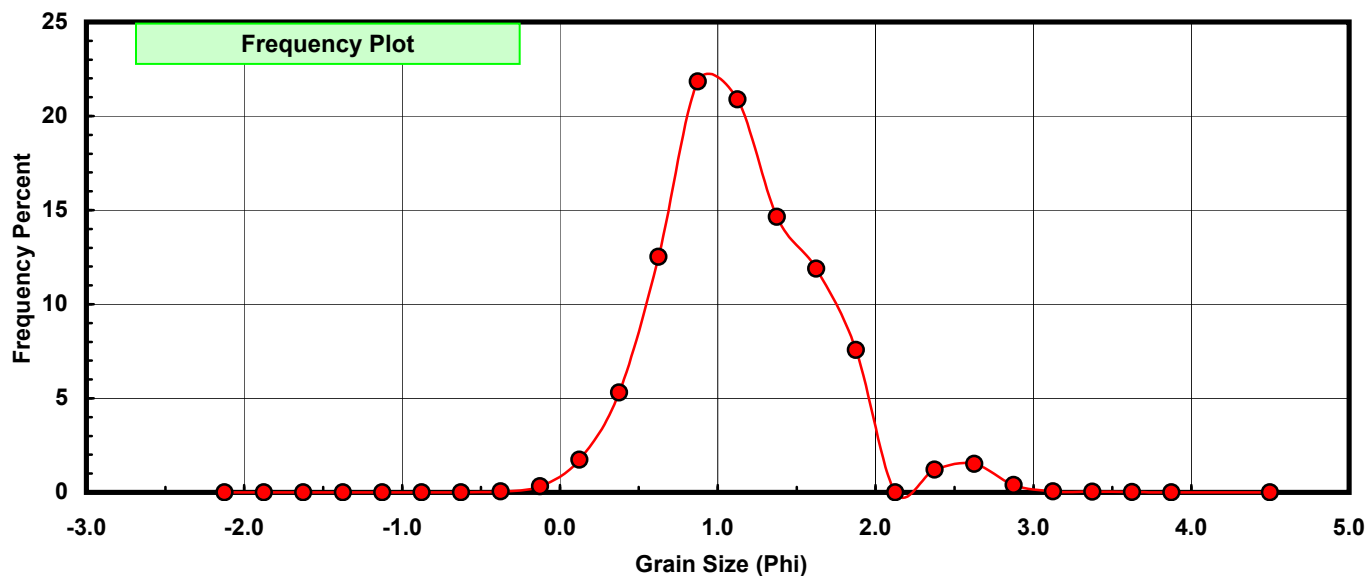
Sieve Size (phi)	Sieve Midpt (phi)	Weight (grams)	Freq Weight %	Cumulative Weight %
-2.00	-2.125	0.000	0.000	0.000
-1.75	-1.875	0.000	0.000	0.000
-1.50	-1.625	0.000	0.000	0.000
-1.25	-1.375	0.000	0.000	0.000
-1.00	-1.125	0.000	0.000	0.000
-0.75	-0.875	0.000	0.000	0.000
-0.50	-0.625	0.000	0.000	0.000
-0.25	-0.375	0.011	0.059	0.059
0.00	-0.125	0.059	0.318	0.377
0.25	0.125	0.322	1.736	2.113
0.50	0.375	0.985	5.310	7.424
0.75	0.625	2.321	12.513	19.936
1.00	0.875	4.052	21.845	41.781
1.25	1.125	3.874	20.885	62.666
1.50	1.375	2.715	14.637	77.303
1.75	1.625	2.205	11.887	89.191
2.00	1.875	1.403	7.564	96.755
2.25	2.125	0.000	0.000	96.755
2.50	2.375	0.225	1.213	97.968
2.75	2.625	0.282	1.520	99.488
3.00	2.875	0.074	0.399	99.887
3.25	3.125	0.010	0.054	99.941
3.50	3.375	0.007	0.038	99.978
3.75	3.625	0.003	0.016	99.995
4.00	3.875	0.001	0.005	100.000
5.00	4.500	0.000	0.000	100.000

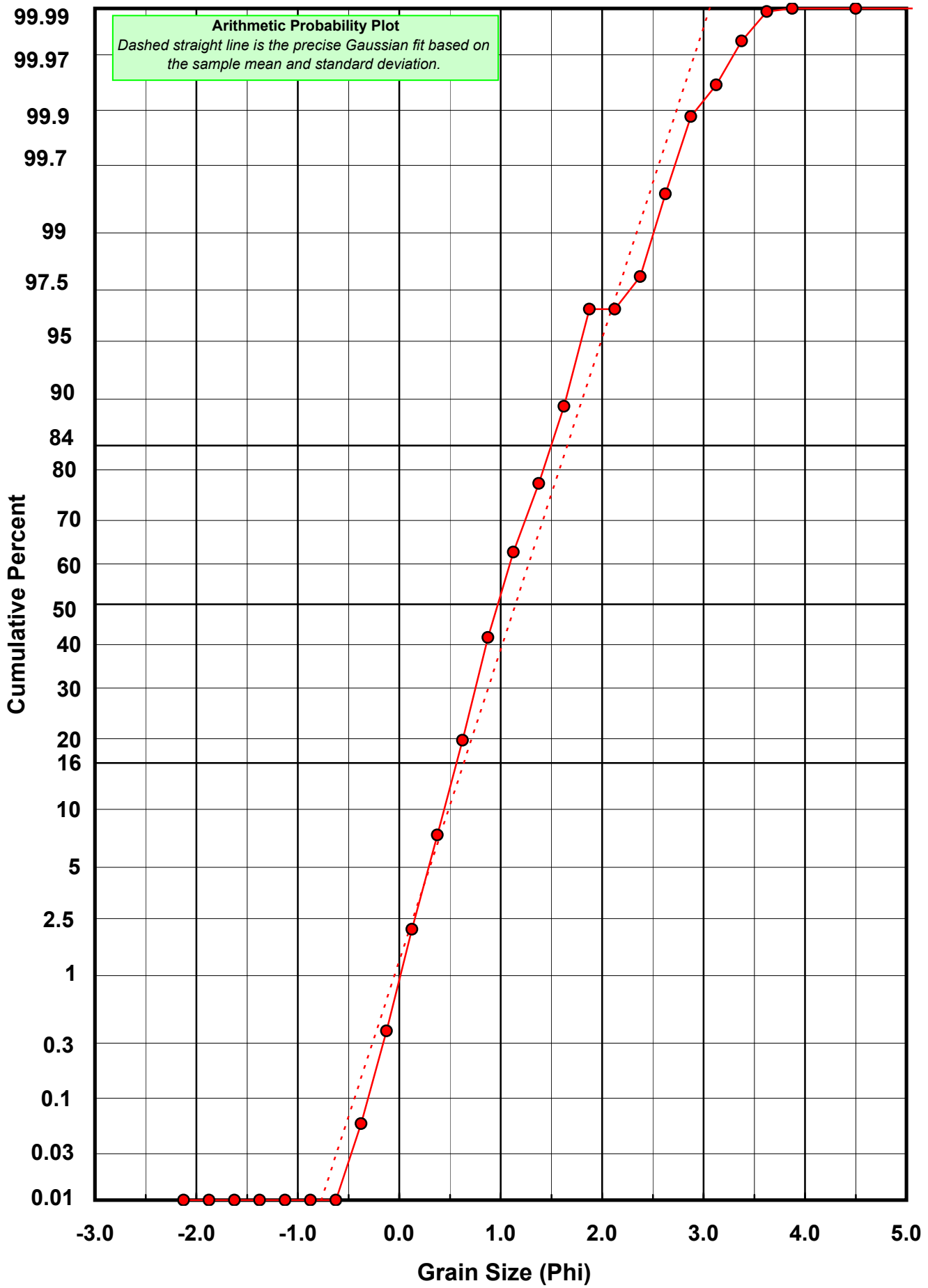
Statistical Results			
Mean:	1.1460	phi	(0.4519 mm)
Standard Dev:	0.5144	phi-units	(0.7001 mm)
Skewness:	0.5819	dimensionless	
Kurtosis:	3.7795	dimensionless	
5th Moment:	6.6983	dimensionless	
6th Moment:	29.2805	dimensionless	
RARD *	0.4488	dimensionless	
Median	0.9734	phi	(0.5093 mm)

* RARD = reciprocal absolute relative dispersion (see below)

Statistical Explanation	
Calculations based on the Method of Moments	
Skewness: 3rd Stand. Moment; Exact Gaussian = 0.0	
Kurtosis: 4th Stand. Moment; Exact Gaussian = 3.0	
For Further Explanation, See Calculation Sheets	
Millimeter data calculated by $mm = 2^{(-\phi)}$	

Reciprocal Absolute Relative Dispersion (RARD) Scale	
< 0.5	Excellent homogeneity (e.g., beaches)
0.5 to 1.0	Good homogeneity
1.0 to 1.33	Fair homogeneity
> 1.33	Poor homogeneity (e.g., glacial)





Post-Digestion Grain Size Distribution

Onshore Grab Sample

Sample: VO-03-SS

Total Digested Mass: 57.807 grams

% Silica: 76.5 %

Sieve Size (phi)	Sieve Midpt (phi)	Weight (grams)	Freq Weight %	Cumulative Weight %
-2.00	-2.125	0.000	0.000	0.000
-1.75	-1.875	0.000	0.000	0.000
-1.50	-1.625	0.000	0.000	0.000
-1.25	-1.375	0.000	0.000	0.000
-1.00	-1.125	0.000	0.000	0.000
-0.75	-0.875	0.000	0.000	0.000
-0.50	-0.625	0.000	0.000	0.000
-0.25	-0.375	0.000	0.000	0.000
0.00	-0.125	0.000	0.000	0.000
0.25	0.125	0.007	0.012	0.012
0.50	0.375	0.018	0.031	0.043
0.75	0.625	0.165	0.285	0.329
1.00	0.875	2.941	5.088	5.416
1.25	1.125	5.315	9.194	14.611
1.50	1.375	8.462	14.638	29.249
1.75	1.625	9.512	16.455	45.704
2.00	1.875	10.371	17.941	63.645
2.25	2.125	8.889	15.377	79.022
2.50	2.375	6.749	11.675	90.697
2.75	2.625	4.065	7.032	97.729
3.00	2.875	1.117	1.932	99.661
3.25	3.125	0.170	0.294	99.955
3.50	3.375	0.025	0.043	99.998
3.75	3.625	0.001	0.002	100.000
4.00	3.875	0.000	0.000	100.000
5.00	4.500	0.000	0.000	100.000

Statistical Results			
Mean:	1.8098	phi	(0.2852 mm)
Standard Dev:	0.5085	phi-units	(0.703 mm)
Skewness:	0.0420	dimensionless	
Kurtosis:	2.3350	dimensionless	
5th Moment:	0.3686	dimensionless	
6th Moment:	7.8223	dimensionless	
RARD *	0.2809	dimensionless	
Median	1.6849	phi	(0.311 mm)

* RARD = reciprocal absolute relative dispersion (see below)

Statistical Explanation	
Calculations based on the Method of Moments	
Skewness: 3rd Stand. Moment; Exact Gaussian = 0.0	
Kurtosis: 4th Stand. Moment; Exact Gaussian = 3.0	
For Further Explanation, See Calculation Sheets	
Millimeter data calculated by $mm = 2^{(-phi)}$	

Reciprocal Absolute Relative Dispersion (RARD) Scale	
< 0.5	Excellent homogeneity (e.g., beaches)
0.5 to 1.0	Good homogeneity
1.0 to 1.33	Fair homogeneity
> 1.33	Poor homogeneity (e.g., glacial)

