

Onshore Grab Sample

Sample: SJ-44-BB
Sample Taken By: J. Ladner
Sample Collected On: 12/2/03
Splits? N/A

County: St. Johns
Latitude: 29° 40' 19.4"
Longitude: 81° 12' 49.8"
Datum: WGS 84
Surf. Elev: N/A
Datum: N/A

Fine Data Summary

Total Sample Weight 60.629 grams
Total Fines in Sample 0.083 grams
Total Percent Fines 0.14 %

Dry Sieving Summary

Total Sample Weight 59.780 grams
Total Digested Weight 48.857 grams
Total Carbonate Weight 10.923 grams
Total Silica % 81.73 %
Total Carbonate % 18.27 %
Carbonate/Silica Ratio 0.224

General Comments:

None

Description

Worked By: M. Lachance

Pre-Digestion Grain Size Distribution

Onshore Grab Sample

Sample: SJ-44-BB

Total Sample Mass: 59.780 grams

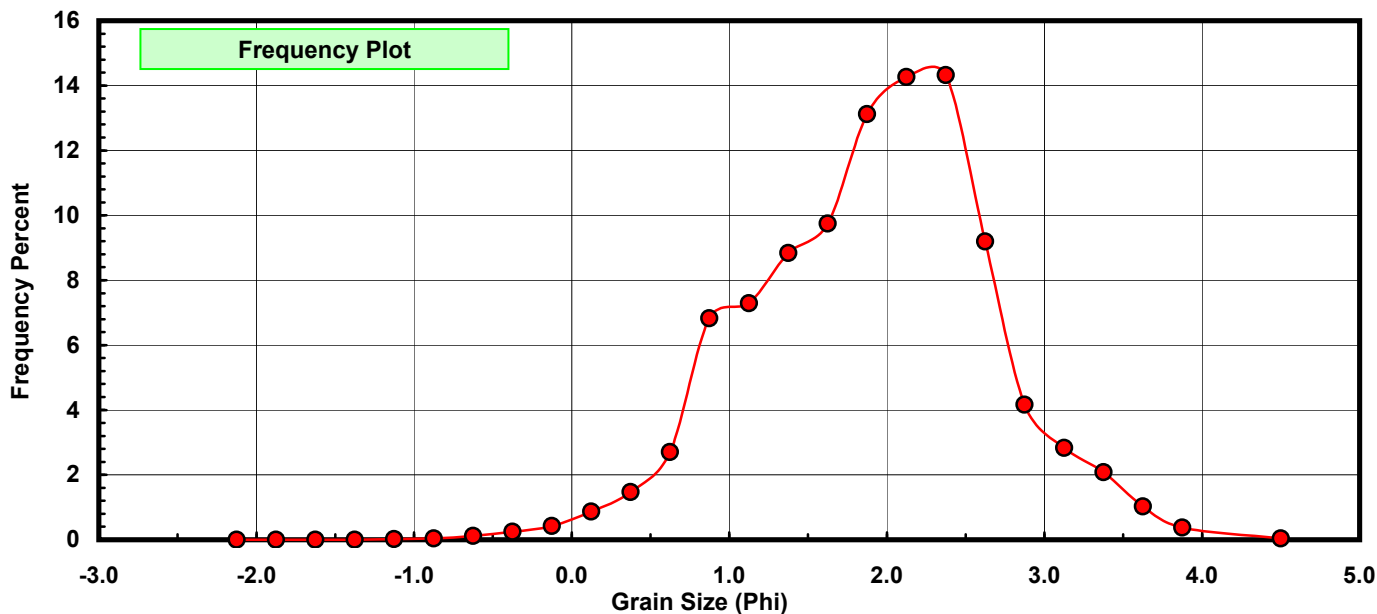
Sieve Size (phi)	Sieve Midpt (phi)	Weight (grams)	Freq Weight %	Cumulative Weight %
-2.00	-2.125	0.000	0.000	0.000
-1.75	-1.875	0.000	0.000	0.000
-1.50	-1.625	0.000	0.000	0.000
-1.25	-1.375	0.000	0.000	0.000
-1.00	-1.125	0.012	0.020	0.020
-0.75	-0.875	0.026	0.043	0.064
-0.50	-0.625	0.069	0.115	0.179
-0.25	-0.375	0.145	0.243	0.422
0.00	-0.125	0.254	0.425	0.846
0.25	0.125	0.516	0.863	1.710
0.50	0.375	0.881	1.474	3.183
0.75	0.625	1.617	2.705	5.888
1.00	0.875	4.080	6.825	12.713
1.25	1.125	4.358	7.290	20.003
1.50	1.375	5.284	8.839	28.842
1.75	1.625	5.826	9.746	38.588
2.00	1.875	7.841	13.116	51.705
2.25	2.125	8.526	14.262	65.967
2.50	2.375	8.564	14.326	80.293
2.75	2.625	5.496	9.194	89.486
3.00	2.875	2.486	4.159	93.645
3.25	3.125	1.694	2.834	96.479
3.50	3.375	1.244	2.081	98.560
3.75	3.625	0.616	1.030	99.590
4.00	3.875	0.222	0.371	99.962
5.00	4.500	0.023	0.038	100.000

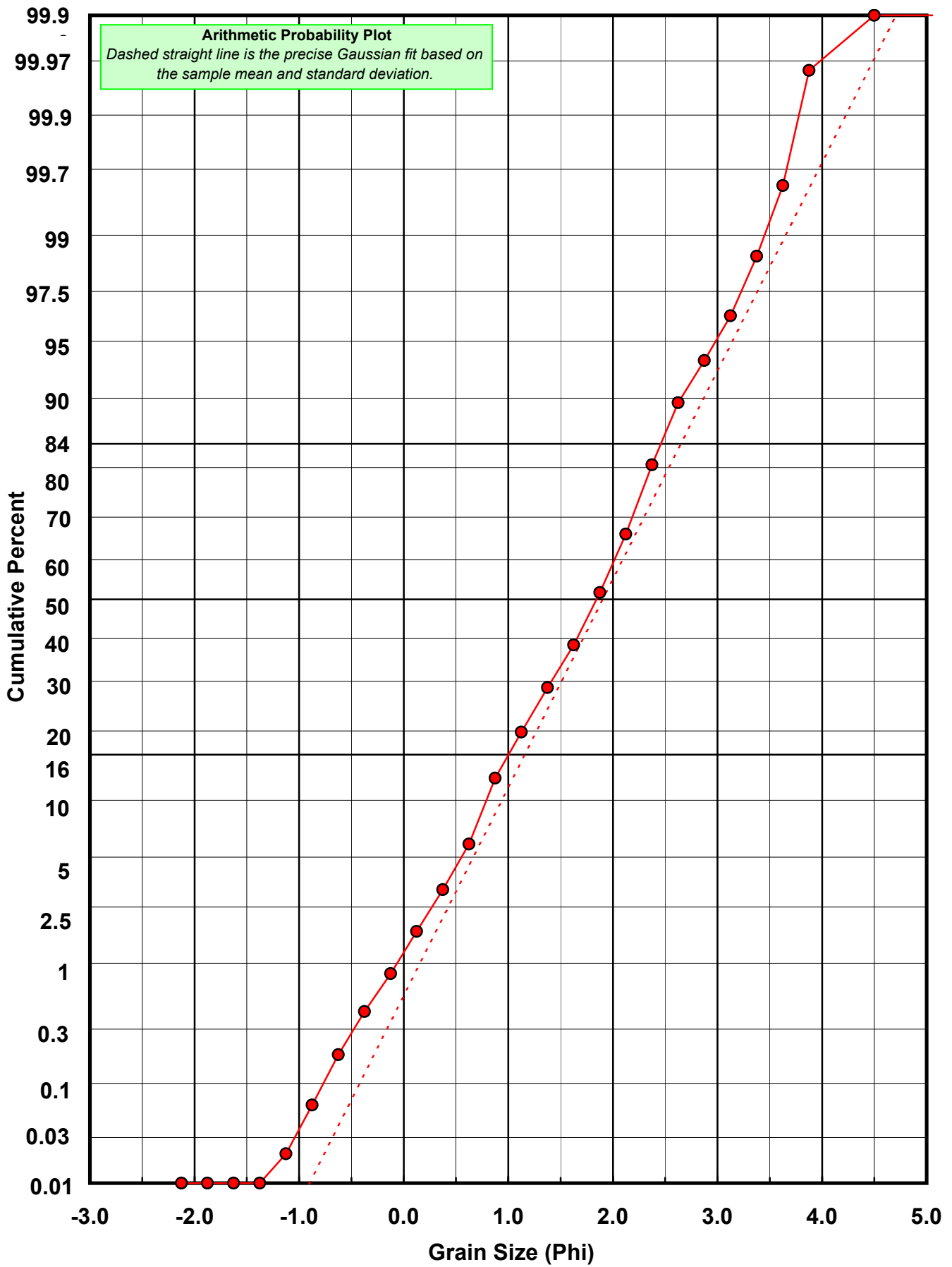
Statistical Results			
Mean:	1.9048	phi	(0.2671 mm)
Standard Dev:	0.7535	phi-units	(0.5932 mm)
Skewness:	-0.2055	dimensionless	
Kurtosis:	3.0660	dimensionless	
5th Moment:	-1.7838	dimensionless	
6th Moment:	16.3022	dimensionless	
RARD *	0.3956	dimensionless	
Median	1.8425	phi	(0.2788 mm)

* RARD = reciprocal absolute relative dispersion (see below)

Statistical Explanation
Calculations based on the Method of Moments
Skewness: 3rd Stand. Moment; Exact Gaussian = 0.0
Kurtosis: 4th Stand. Moment; Exact Gaussian = 3.0
For Further Explanation, See Calculation Sheets
Millimeter data calculated by $mm = 2^{(-phi)}$

Reciprocal Absolute Relative Dispersion (RARD) Scale	
< 0.5	Excellent homogeneity (e.g., beaches)
0.5 to 1.0	Good homogeneity
1.0 to 1.33	Fair homogeneity
> 1.33	Poor homogeneity (e.g., glacial)





Carbonate Grain Size Distribution

Onshore Grab Sample

Sample: SJ-44-BB

Total Carbonate Mass: 11.203 grams

% Carbonate: 18.3 %

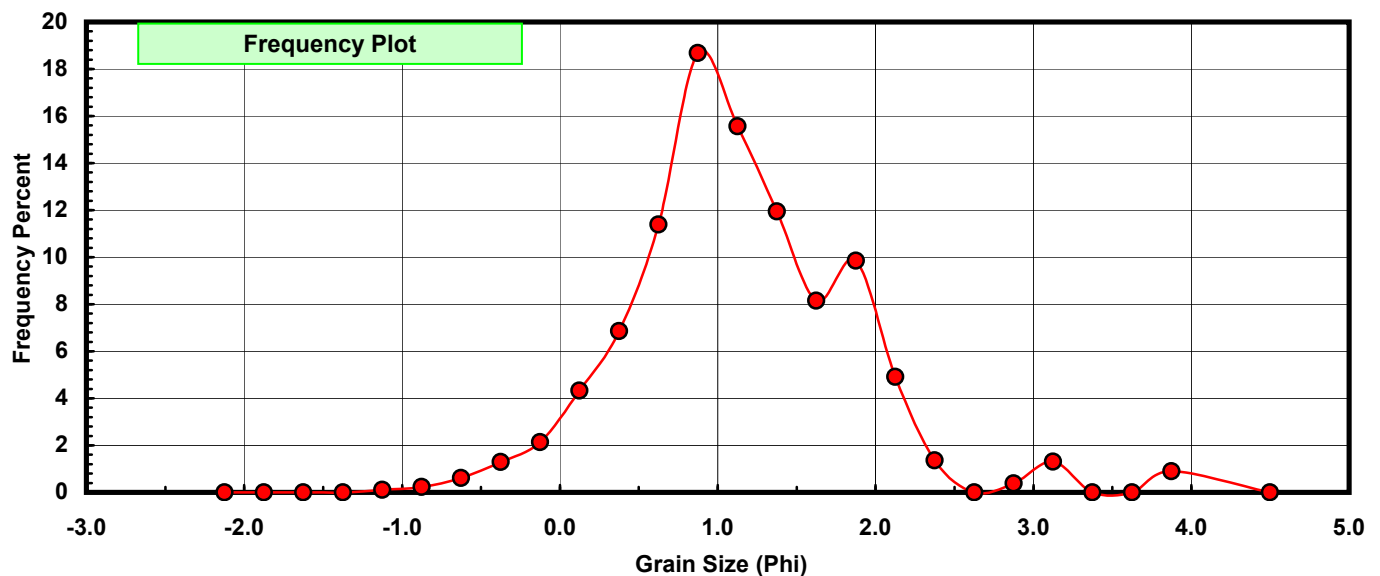
Sieve Size (phi)	Sieve Midpt (phi)	Weight (grams)	Freq Weight %	Cumulative Weight %
-2.00	-2.125	0.000	0.000	0.000
-1.75	-1.875	0.000	0.000	0.000
-1.50	-1.625	0.000	0.000	0.000
-1.25	-1.375	0.000	0.000	0.000
-1.00	-1.125	0.012	0.107	0.107
-0.75	-0.875	0.026	0.232	0.339
-0.50	-0.625	0.069	0.616	0.955
-0.25	-0.375	0.145	1.294	2.249
0.00	-0.125	0.239	2.133	4.383
0.25	0.125	0.484	4.320	8.703
0.50	0.375	0.768	6.855	15.558
0.75	0.625	1.276	11.390	26.948
1.00	0.875	2.093	18.682	45.631
1.25	1.125	1.743	15.558	61.189
1.50	1.375	1.339	11.952	73.141
1.75	1.625	0.913	8.150	81.291
2.00	1.875	1.104	9.855	91.145
2.25	2.125	0.551	4.918	96.064
2.50	2.375	0.152	1.357	97.420
2.75	2.625	0.000	0.000	97.420
3.00	2.875	0.043	0.384	97.804
3.25	3.125	0.146	1.303	99.107
3.50	3.375	0.000	0.000	99.107
3.75	3.625	0.000	0.000	99.107
4.00	3.875	0.100	0.893	100.000
5.00	4.500	0.000	0.000	100.000

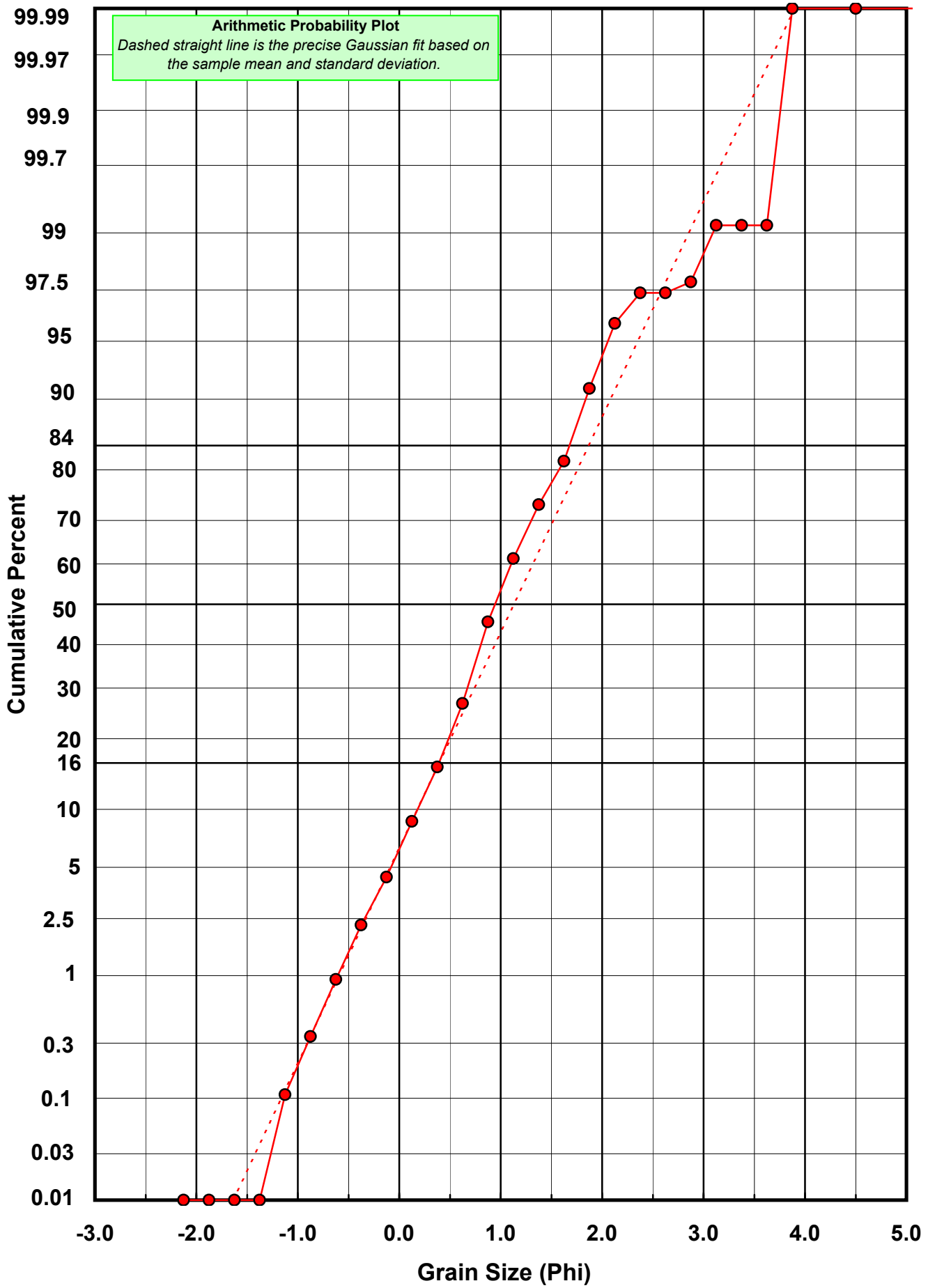
Statistical Results			
Mean:	1.1308	phi	(0.4567 mm)
Standard Dev:	0.7431	phi-units	(0.5974 mm)
Skewness:	0.5153	dimensionless	
Kurtosis:	4.2562	dimensionless	
5th Moment:	7.2785	dimensionless	
6th Moment:	36.6530	dimensionless	
RARD *	0.6572	dimensionless	
Median	0.9452	phi	(0.5194 mm)

* RARD = reciprocal absolute relative dispersion (see below)

Statistical Explanation	
Calculations based on the Method of Moments	
Skewness: 3rd Stand. Moment; Exact Gaussian = 0.0	
Kurtosis: 4th Stand. Moment; Exact Gaussian = 3.0	
For Further Explanation, See Calculation Sheets	
Millimeter data calculated by $mm = 2^{(-phi)}$	

Reciprocal Absolute Relative Dispersion (RARD) Scale	
< 0.5	Excellent homogeneity (e.g., beaches)
0.5 to 1.0	Good homogeneity
1.0 to 1.33	Fair homogeneity
> 1.33	Poor homogeneity (e.g., glacial)





Post-Digestion Grain Size Distribution

Onshore Grab Sample

Sample: SJ-44-BB

Total Digested Mass: 48.823 grams

% Silica: 81.7 %

Sieve Size (phi)	Sieve Midpt (phi)	Weight (grams)	Freq Weight %	Cumulative Weight %
-2.00	-2.125	0.000	0.000	0.000
-1.75	-1.875	0.000	0.000	0.000
-1.50	-1.625	0.000	0.000	0.000
-1.25	-1.375	0.000	0.000	0.000
-1.00	-1.125	0.000	0.000	0.000
-0.75	-0.875	0.000	0.000	0.000
-0.50	-0.625	0.000	0.000	0.000
-0.25	-0.375	0.000	0.000	0.000
0.00	-0.125	0.015	0.031	0.031
0.25	0.125	0.032	0.066	0.096
0.50	0.375	0.113	0.231	0.328
0.75	0.625	0.341	0.698	1.026
1.00	0.875	1.987	4.070	5.096
1.25	1.125	2.615	5.356	10.452
1.50	1.375	3.945	8.080	18.532
1.75	1.625	4.913	10.063	28.595
2.00	1.875	6.737	13.799	42.394
2.25	2.125	7.975	16.335	58.728
2.50	2.375	8.412	17.230	75.958
2.75	2.625	5.573	11.415	87.373
3.00	2.875	2.443	5.004	92.377
3.25	3.125	1.548	3.171	95.547
3.50	3.375	1.357	2.779	98.327
3.75	3.625	0.695	1.424	99.750
4.00	3.875	0.122	0.250	100.000
5.00	4.500	0.000	0.000	100.000

Statistical Results			
Mean:	2.0885	phi	(0.2351 mm)
Standard Dev:	0.6425	phi-units	(0.6406 mm)
Skewness:	0.0125	dimensionless	
Kurtosis:	2.8565	dimensionless	
5th Moment:	0.3593	dimensionless	
6th Moment:	12.1073	dimensionless	
RARD *	0.3076	dimensionless	
Median	1.9914	phi	(0.2515 mm)

* RARD = reciprocal absolute relative dispersion (see below)

Statistical Explanation	
Calculations based on the Method of Moments	
Skewness: 3rd Stand. Moment; Exact Gaussian = 0.0	
Kurtosis: 4th Stand. Moment; Exact Gaussian = 3.0	
For Further Explanation, See Calculation Sheets	
Millimeter data calculated by $mm = 2^{(-phi)}$	

Reciprocal Absolute Relative Dispersion (RARD) Scale	
< 0.5	Excellent homogeneity (e.g., beaches)
0.5 to 1.0	Good homogeneity
1.0 to 1.33	Fair homogeneity
> 1.33	Poor homogeneity (e.g., glacial)

