

**Onshore Grab Sample**

**Sample:** SJ-41-SS  
**Sample Taken By:** J. Ladner  
**Sample Collected On:** 12/2/03  
**Splits?** N/A

**County:** St. Johns  
**Latitude:** 29° 42' 26.0"  
**Longitude:** 81° 13' 38.3"  
**Datum:** WGS 84  
**Surf. Elev:** N/A  
**Datum:** N/A

**Fine Data Summary**

Total Sample Weight 57.32 grams  
Total Fines in Sample 0.416 grams  
Total Percent Fines 0.72 %

**Dry Sieving Summary**

Total Sample Weight 56.883 grams  
Total Digested Weight 36.447 grams  
Total Carbonate Weight 20.436 grams  
Total Silica % 64.07 %  
Total Carbonate % 35.93 %  
Carbonate/Silica Ratio 0.561

**General Comments:**

None

**Description**

Worked By: M. Lachance

# Pre-Digestion Grain Size Distribution

Onshore Grab Sample

Sample: SJ-41-SS

Total Sample Mass: 56.883 grams

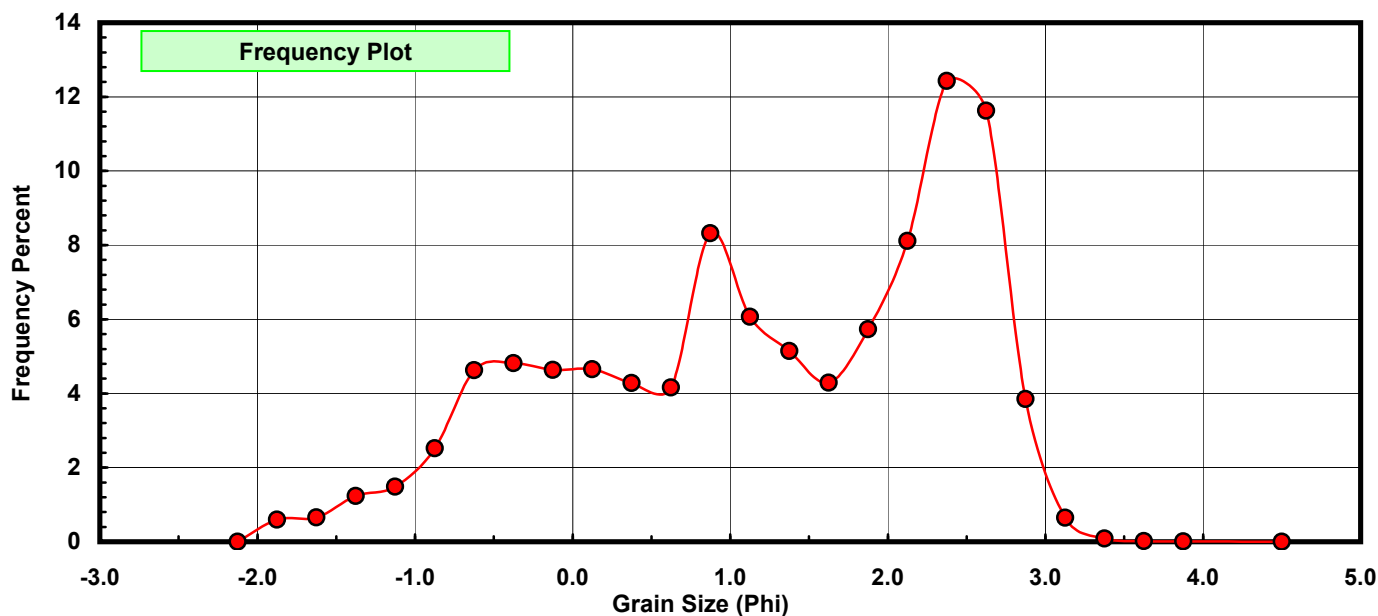
Sieve Size (phi)	Sieve Midpt (phi)	Weight (grams)	Freq Weight %	Cumulative Weight %
-2.00	-2.125	0.000	0.000	0.000
-1.75	-1.875	0.339	0.596	0.596
-1.50	-1.625	0.373	0.656	1.252
-1.25	-1.375	0.704	1.238	2.489
-1.00	-1.125	0.845	1.486	3.975
-0.75	-0.875	1.433	2.519	6.494
-0.50	-0.625	2.631	4.625	11.119
-0.25	-0.375	2.742	4.820	15.940
0.00	-0.125	2.635	4.632	20.572
0.25	0.125	2.645	4.650	25.222
0.50	0.375	2.435	4.281	29.503
0.75	0.625	2.368	4.163	33.666
1.00	0.875	4.731	8.317	41.983
1.25	1.125	3.454	6.072	48.055
1.50	1.375	2.927	5.146	53.200
1.75	1.625	2.442	4.293	57.493
2.00	1.875	3.258	5.728	63.221
2.25	2.125	4.614	8.111	71.332
2.50	2.375	7.070	12.429	83.761
2.75	2.625	6.615	11.629	95.391
3.00	2.875	2.190	3.850	99.241
3.25	3.125	0.367	0.645	99.886
3.50	3.375	0.051	0.090	99.975
3.75	3.625	0.010	0.018	99.993
4.00	3.875	0.003	0.005	99.998
5.00	4.500	0.001	0.002	100.000

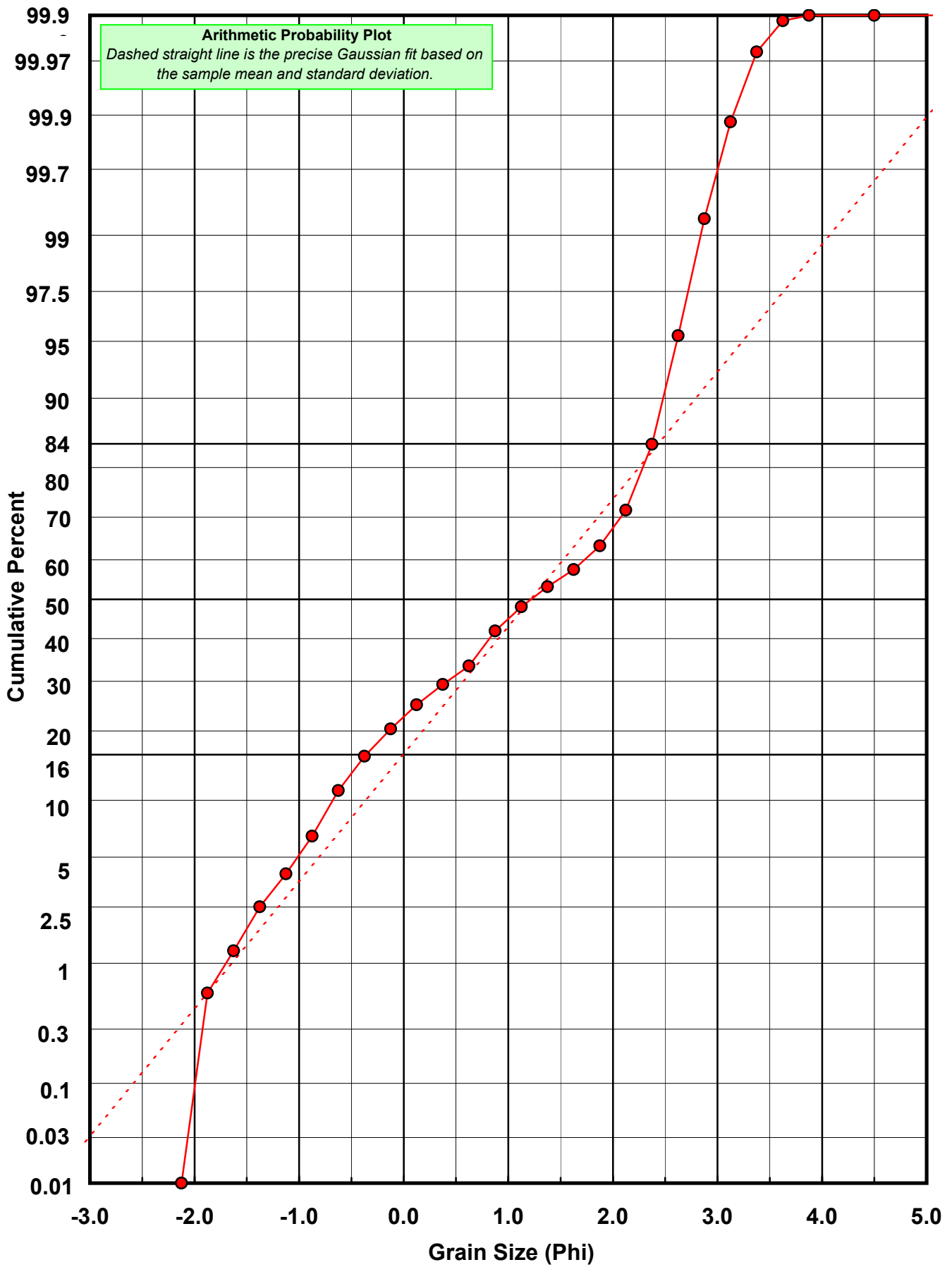
Statistical Results			
Mean:	1.2141	phi	(0.431 mm)
Standard Dev:	1.2317	phi-units	(0.4258 mm)
Skewness:	-0.4431	dimensionless	
Kurtosis:	2.0750	dimensionless	
5th Moment:	-2.3090	dimensionless	
6th Moment:	6.5184	dimensionless	
RARD *	1.0145	dimensionless	
Median	1.2195	phi	(0.4294 mm)

\* RARD = reciprocal absolute relative dispersion (see below)

Statistical Explanation
Calculations based on the Method of Moments
Skewness: 3rd Stand. Moment; Exact Gaussian = 0.0
Kurtosis: 4th Stand. Moment; Exact Gaussian = 3.0
For Further Explanation, See Calculation Sheets
Millimeter data calculated by $mm = 2^{(-phi)}$

Reciprocal Absolute Relative Dispersion (RARD) Scale	
< 0.5	Excellent homogeneity (e.g., beaches)
0.5 to 1.0	Good homogeneity
1.0 to 1.33	Fair homogeneity
> 1.33	Poor homogeneity (e.g., glacial)





# Carbonate Grain Size Distribution

Onshore Grab Sample

Sample: SJ-41-SS

Total Carbonate Mass: 20.869 grams

% Carbonate: 35.9 %

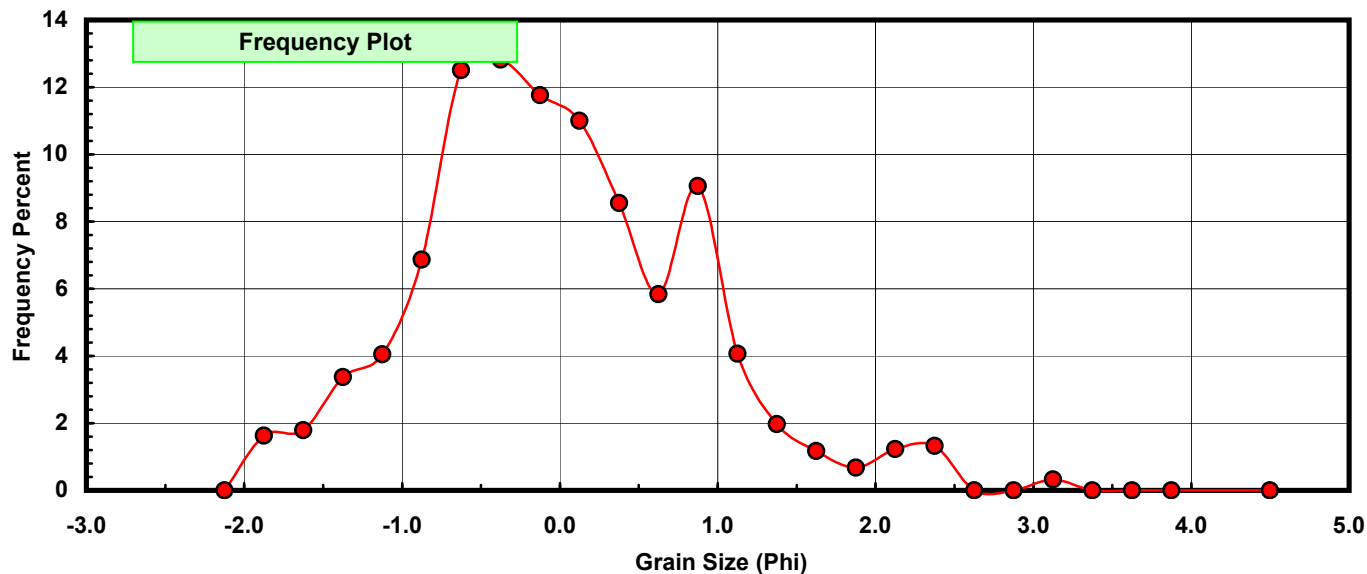
Sieve Size (phi)	Sieve Midpt (phi)	Weight (grams)	Freq Weight %	Cumulative Weight %
-2.00	-2.125	0.000	0.000	0.000
-1.75	-1.875	0.339	1.624	1.624
-1.50	-1.625	0.373	1.787	3.412
-1.25	-1.375	0.704	3.373	6.785
-1.00	-1.125	0.845	4.049	10.834
-0.75	-0.875	1.433	6.867	17.701
-0.50	-0.625	2.609	12.502	30.203
-0.25	-0.375	2.675	12.818	43.021
0.00	-0.125	2.455	11.764	54.785
0.25	0.125	2.295	10.997	65.782
0.50	0.375	1.784	8.549	74.330
0.75	0.625	1.219	5.841	80.172
1.00	0.875	1.890	9.056	89.228
1.25	1.125	0.848	4.063	93.291
1.50	1.375	0.412	1.974	95.266
1.75	1.625	0.245	1.174	96.440
2.00	1.875	0.142	0.680	97.120
2.25	2.125	0.257	1.231	98.352
2.50	2.375	0.276	1.323	99.674
2.75	2.625	0.000	0.000	99.674
3.00	2.875	0.000	0.000	99.674
3.25	3.125	0.068	0.326	100.000
3.50	3.375	0.000	0.000	100.000
3.75	3.625	0.000	0.000	100.000
4.00	3.875	0.000	0.000	100.000
5.00	4.500	0.000	0.000	100.000

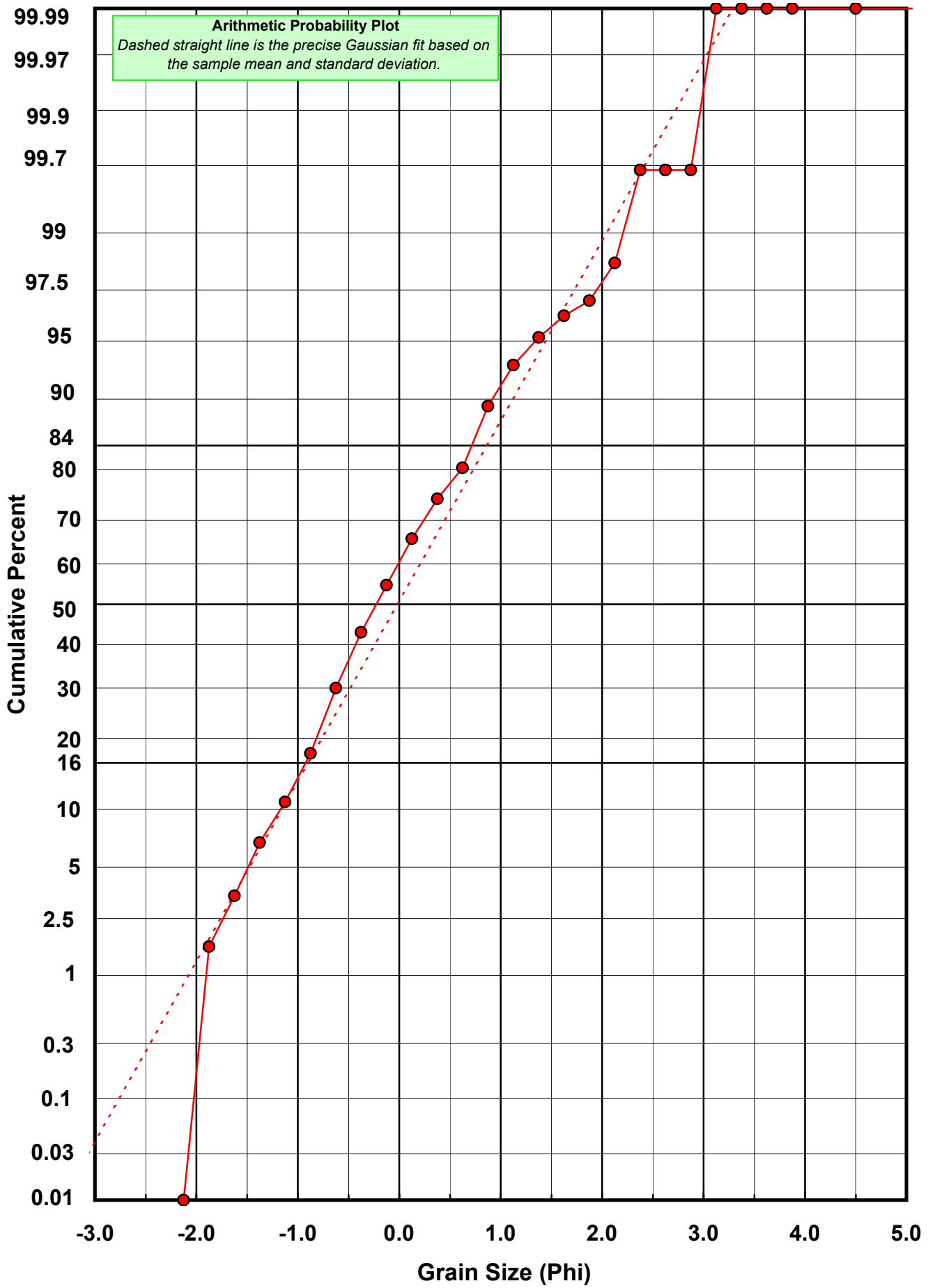
Statistical Results			
Mean:	-0.0184	phi	(1.0128 mm)
Standard Dev:	0.8887	phi-units	(0.5401 mm)
Skewness:	0.4606	dimensionless	
Kurtosis:	3.2705	dimensionless	
5th Moment:	4.4153	dimensionless	
6th Moment:	19.0778	dimensionless	
RARD *	48.2479	dimensionless	
Median	-0.2267	phi	(1.1701 mm)

\* RARD = reciprocal absolute relative dispersion (see below)

Statistical Explanation	
Calculations based on the Method of Moments	
Skewness: 3rd Stand. Moment; Exact Gaussian = 0.0	
Kurtosis: 4th Stand. Moment; Exact Gaussian = 3.0	
For Further Explanation, See Calculation Sheets	
Millimeter data calculated by $mm = 2^{(-phi)}$	

Reciprocal Absolute Relative Dispersion (RARD) Scale	
< 0.5	Excellent homogeneity (e.g., beaches)
0.5 to 1.0	Good homogeneity
1.0 to 1.33	Fair homogeneity
> 1.33	Poor homogeneity (e.g., glacial)





# Post-Digestion Grain Size Distribution

Onshore Grab Sample

Sample: SJ-41-SS

Total Digested Mass: 36.444 grams

% Silica: 64.1 %

Sieve Size (phi)	Sieve Midpt (phi)	Weight (grams)	Freq Weight %	Cumulative Weight %
-2.00	-2.125	0.000	0.000	0.000
-1.75	-1.875	0.000	0.000	0.000
-1.50	-1.625	0.000	0.000	0.000
-1.25	-1.375	0.000	0.000	0.000
-1.00	-1.125	0.000	0.000	0.000
-0.75	-0.875	0.000	0.000	0.000
-0.50	-0.625	0.022	0.060	0.060
-0.25	-0.375	0.067	0.184	0.244
0.00	-0.125	0.180	0.494	0.738
0.25	0.125	0.350	0.960	1.698
0.50	0.375	0.651	1.786	3.485
0.75	0.625	1.149	3.153	6.638
1.00	0.875	2.841	7.796	14.433
1.25	1.125	2.606	7.151	21.584
1.50	1.375	2.515	6.901	28.485
1.75	1.625	2.197	6.028	34.513
2.00	1.875	3.116	8.550	43.063
2.25	2.125	4.357	11.955	55.019
2.50	2.375	6.794	18.642	73.661
2.75	2.625	6.810	18.686	92.347
3.00	2.875	2.395	6.572	98.919
3.25	3.125	0.299	0.820	99.739
3.50	3.375	0.056	0.154	99.893
3.75	3.625	0.019	0.052	99.945
4.00	3.875	0.020	0.055	100.000
5.00	4.500	0.000	0.000	100.000

Statistical Results			
Mean:	1.9388	phi	(0.2608 mm)
Standard Dev:	0.7395	phi-units	(0.599 mm)
Skewness:	-0.6736	dimensionless	
Kurtosis:	2.5633	dimensionless	
5th Moment:	-3.9964	dimensionless	
6th Moment:	11.8174	dimensionless	
RARD *	0.3814	dimensionless	
Median	2.0201	phi	(0.2465 mm)

\* RARD = reciprocal absolute relative dispersion (see below)

Statistical Explanation	
Calculations based on the Method of Moments	
Skewness: 3rd Stand. Moment; Exact Gaussian = 0.0	
Kurtosis: 4th Stand. Moment; Exact Gaussian = 3.0	
For Further Explanation, See Calculation Sheets	
Millimeter data calculated by $mm = 2^{(-phi)}$	

Reciprocal Absolute Relative Dispersion (RARD) Scale	
< 0.5	Excellent homogeneity (e.g., beaches)
0.5 to 1.0	Good homogeneity
1.0 to 1.33	Fair homogeneity
> 1.33	Poor homogeneity (e.g., glacial)

