

Onshore Grab Sample

Sample: SJ-41-MB
Sample Taken By: J. Ladner
Sample Collected On: 12/2/03
Splits? N/A

County: St. Johns
Latitude: 29° 42' 26.7"
Longitude: 81° 13' 39.9"
Datum: WGS 84
Surf. Elev: N/A
Datum: N/A

Fine Data Summary

Total Sample Weight 57.573 grams
Total Fines in Sample 0.072 grams
Total Percent Fines 0.12 %

Dry Sieving Summary

Total Sample Weight 57.378 grams
Total Digested Weight 52.586 grams
Total Carbonate Weight 4.792 grams
Total Silica % 91.65 %
Total Carbonate % 8.35 %
Carbonate/Silica Ratio 0.091

General Comments:

None

Description

Worked By: M. Lachance

Pre-Digestion Grain Size Distribution

Onshore Grab Sample

Sample: SJ-41-MB

Total Sample Mass: 57.378 grams

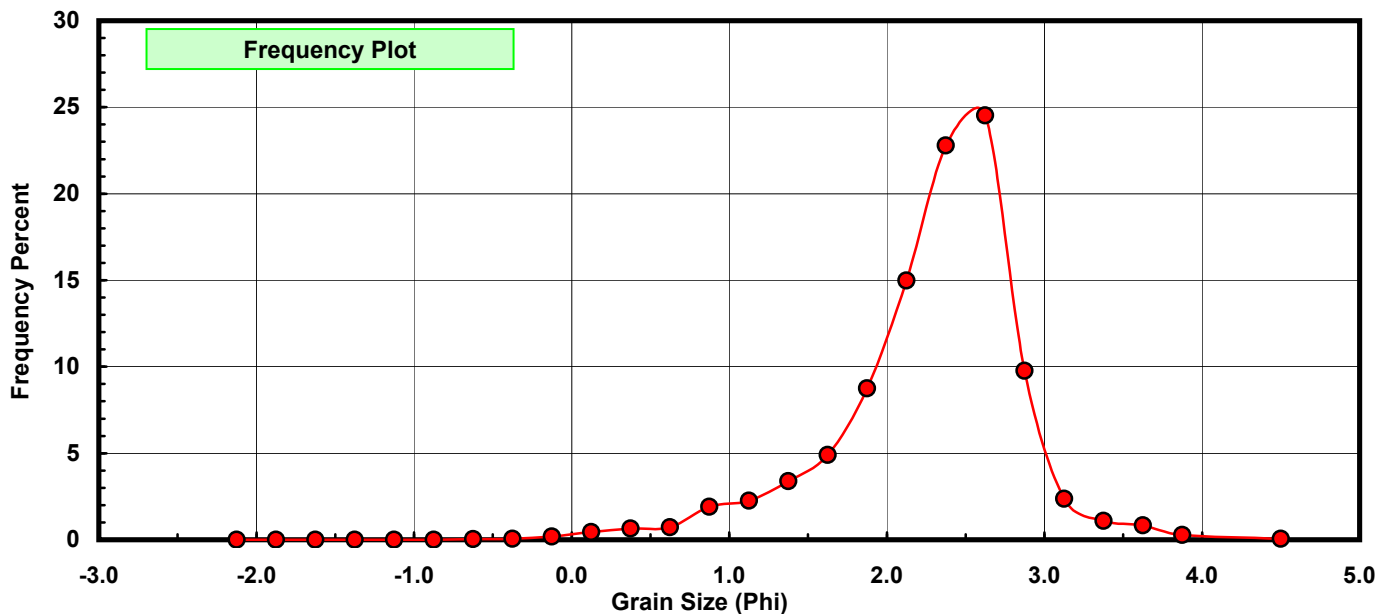
Sieve Size (phi)	Sieve Midpt (phi)	Weight (grams)	Freq Weight %	Cumulative Weight %
-2.00	-2.125	0.000	0.000	0.000
-1.75	-1.875	0.000	0.000	0.000
-1.50	-1.625	0.000	0.000	0.000
-1.25	-1.375	0.000	0.000	0.000
-1.00	-1.125	0.000	0.000	0.000
-0.75	-0.875	0.003	0.005	0.005
-0.50	-0.625	0.025	0.044	0.049
-0.25	-0.375	0.030	0.052	0.101
0.00	-0.125	0.109	0.190	0.291
0.25	0.125	0.259	0.451	0.742
0.50	0.375	0.376	0.655	1.398
0.75	0.625	0.411	0.716	2.114
1.00	0.875	1.095	1.908	4.022
1.25	1.125	1.293	2.253	6.276
1.50	1.375	1.937	3.376	9.652
1.75	1.625	2.811	4.899	14.551
2.00	1.875	5.021	8.751	23.302
2.25	2.125	8.592	14.974	38.276
2.50	2.375	13.077	22.791	61.067
2.75	2.625	14.073	24.527	85.594
3.00	2.875	5.604	9.767	95.361
3.25	3.125	1.356	2.363	97.724
3.50	3.375	0.631	1.100	98.824
3.75	3.625	0.482	0.840	99.664
4.00	3.875	0.164	0.286	99.949
5.00	4.500	0.029	0.051	100.000

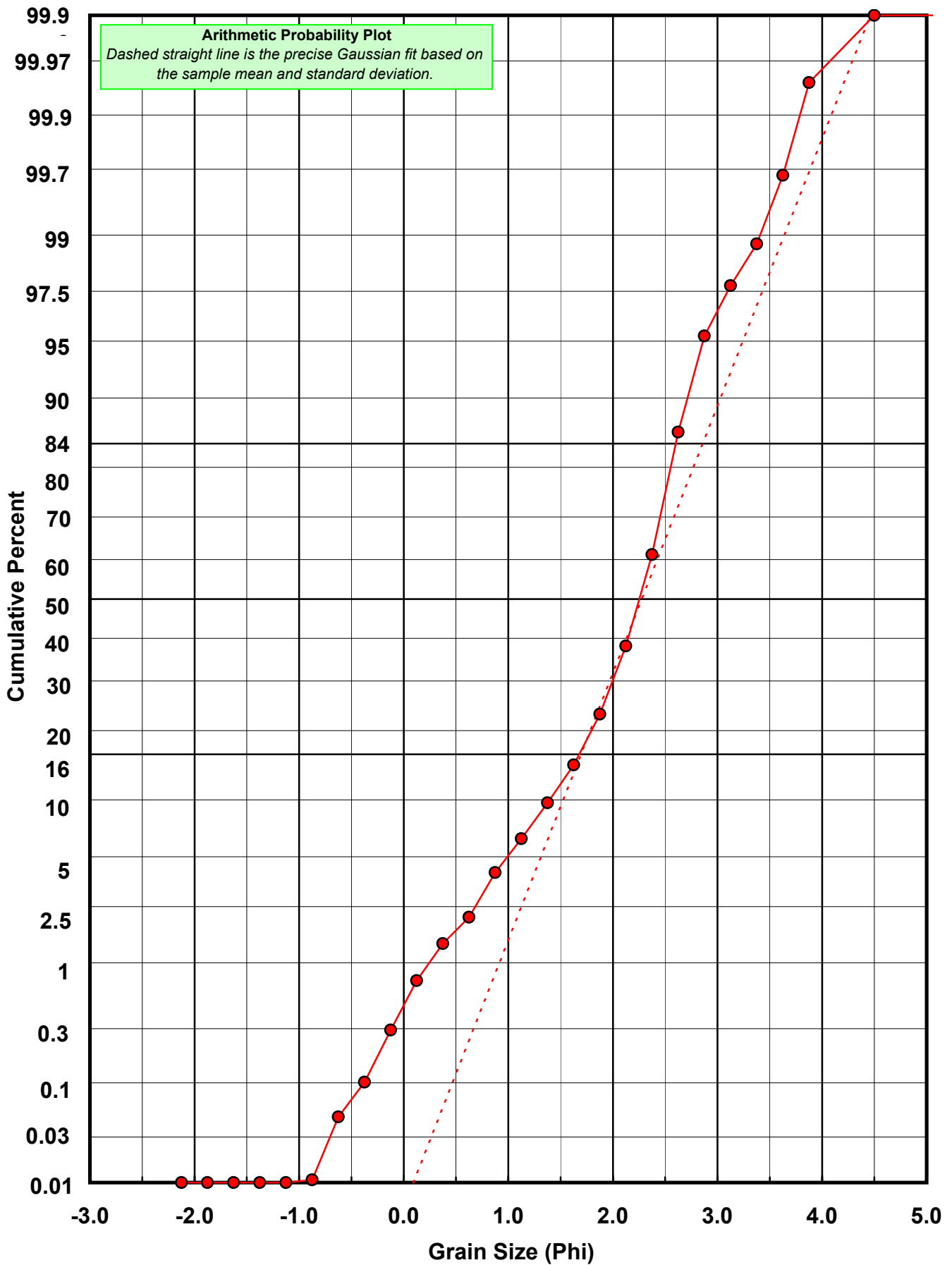
Statistical Results			
Mean:	2.2778	phi	(0.2062 mm)
Standard Dev:	0.5869	phi-units	(0.6658 mm)
Skewness:	-1.0318	dimensionless	
Kurtosis:	5.2481	dimensionless	
5th Moment:	-12.1784	dimensionless	
6th Moment:	54.2544	dimensionless	
RARD *	0.2577	dimensionless	
Median	2.2536	phi	(0.2097 mm)

* RARD = reciprocal absolute relative dispersion (see below)

Statistical Explanation
Calculations based on the Method of Moments
Skewness: 3rd Stand. Moment; Exact Gaussian = 0.0
Kurtosis: 4th Stand. Moment; Exact Gaussian = 3.0
For Further Explanation, See Calculation Sheets
Millimeter data calculated by $mm = 2^{(-phi)}$

Reciprocal Absolute Relative Dispersion (RARD) Scale	
< 0.5	Excellent homogeneity (e.g., beaches)
0.5 to 1.0	Good homogeneity
1.0 to 1.33	Fair homogeneity
> 1.33	Poor homogeneity (e.g., glacial)





Carbonate Grain Size Distribution

Onshore Grab Sample

Sample: SJ-41-MB

Total Carbonate Mass: 5.117 grams

% Carbonate: 8.4 %

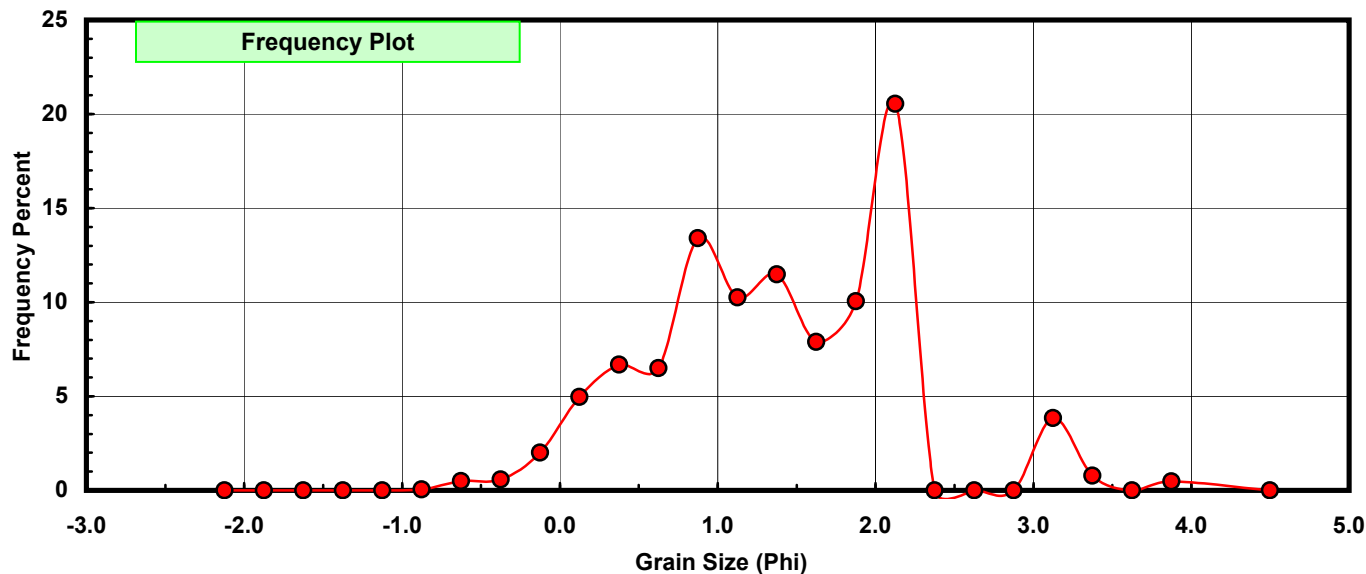
Sieve Size (phi)	Sieve Midpt (phi)	Weight (grams)	Freq Weight %	Cumulative Weight %
-2.00	-2.125	0.000	0.000	0.000
-1.75	-1.875	0.000	0.000	0.000
-1.50	-1.625	0.000	0.000	0.000
-1.25	-1.375	0.000	0.000	0.000
-1.00	-1.125	0.000	0.000	0.000
-0.75	-0.875	0.003	0.059	0.059
-0.50	-0.625	0.025	0.489	0.547
-0.25	-0.375	0.030	0.586	1.133
0.00	-0.125	0.103	2.013	3.146
0.25	0.125	0.254	4.964	8.110
0.50	0.375	0.342	6.684	14.794
0.75	0.625	0.332	6.488	21.282
1.00	0.875	0.686	13.406	34.688
1.25	1.125	0.525	10.260	44.948
1.50	1.375	0.587	11.472	56.420
1.75	1.625	0.404	7.895	64.315
2.00	1.875	0.514	10.045	74.360
2.25	2.125	1.051	20.539	94.899
2.50	2.375	0.000	0.000	94.899
2.75	2.625	0.000	0.000	94.899
3.00	2.875	0.000	0.000	94.899
3.25	3.125	0.197	3.850	98.749
3.50	3.375	0.040	0.782	99.531
3.75	3.625	0.000	0.000	99.531
4.00	3.875	0.024	0.469	100.000
5.00	4.500	0.000	0.000	100.000

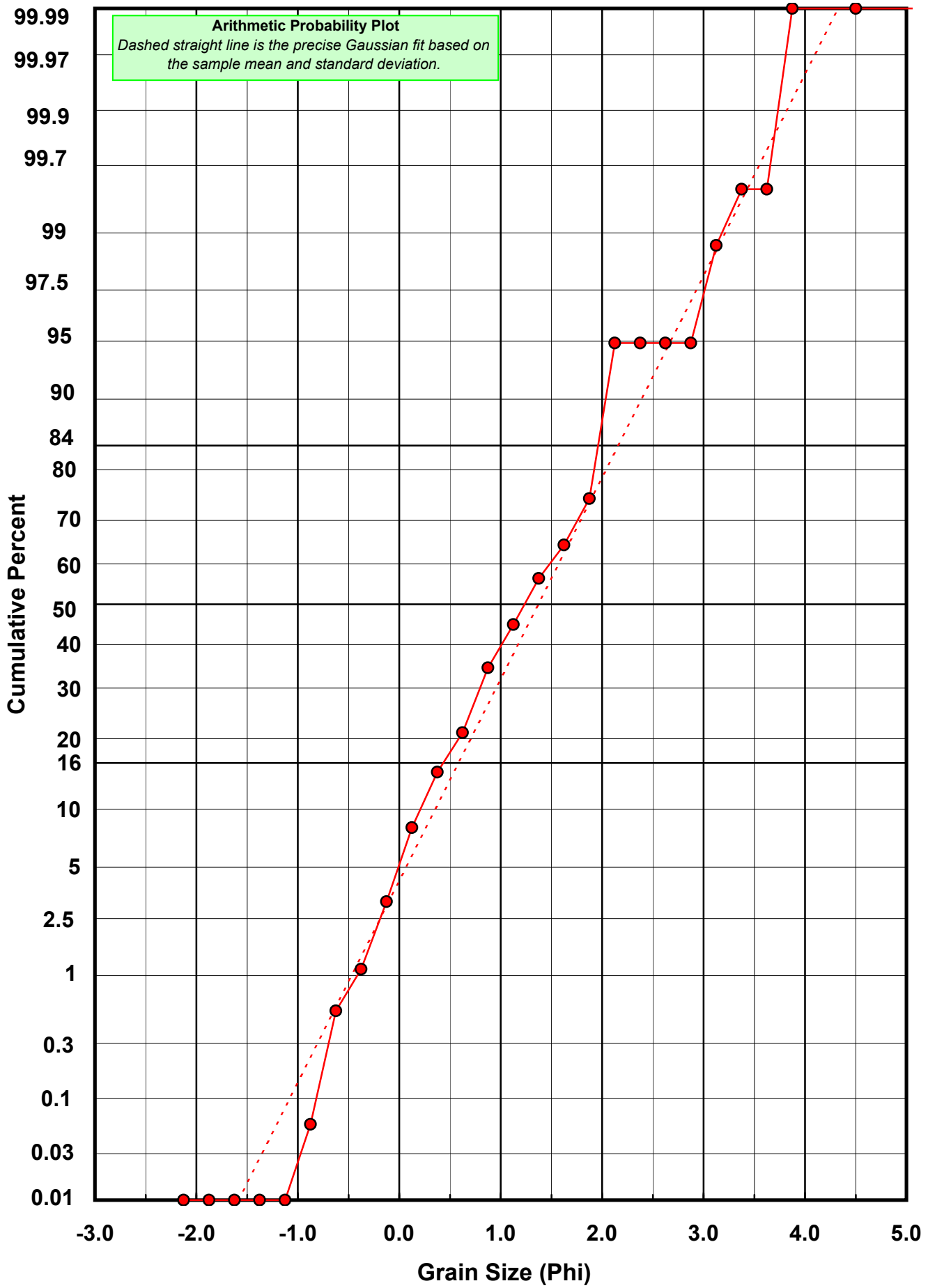
Statistical Results			
Mean:	1.3720	phi	(0.3864 mm)
Standard Dev:	0.7941	phi-units	(0.5767 mm)
Skewness:	0.1871	dimensionless	
Kurtosis:	3.0411	dimensionless	
5th Moment:	2.3212	dimensionless	
6th Moment:	15.3857	dimensionless	
RARD *	0.5788	dimensionless	
Median	1.2351	phi	(0.4248 mm)

* RARD = reciprocal absolute relative dispersion (see below)

Statistical Explanation	
Calculations based on the Method of Moments	
Skewness: 3rd Stand. Moment; Exact Gaussian = 0.0	
Kurtosis: 4th Stand. Moment; Exact Gaussian = 3.0	
For Further Explanation, See Calculation Sheets	
Millimeter data calculated by $mm = 2^{(-phi)}$	

Reciprocal Absolute Relative Dispersion (RARD) Scale	
< 0.5	Excellent homogeneity (e.g., beaches)
0.5 to 1.0	Good homogeneity
1.0 to 1.33	Fair homogeneity
> 1.33	Poor homogeneity (e.g., glacial)





Post-Digestion Grain Size Distribution

Onshore Grab Sample

Sample: SJ-41-MB

Total Digested Mass: 52.568 grams

% Silica: 91.6 %

Sieve Size (phi)	Sieve Midpt (phi)	Weight (grams)	Freq Weight %	Cumulative Weight %
-2.00	-2.125	0.000	0.000	0.000
-1.75	-1.875	0.000	0.000	0.000
-1.50	-1.625	0.000	0.000	0.000
-1.25	-1.375	0.000	0.000	0.000
-1.00	-1.125	0.000	0.000	0.000
-0.75	-0.875	0.000	0.000	0.000
-0.50	-0.625	0.000	0.000	0.000
-0.25	-0.375	0.000	0.000	0.000
0.00	-0.125	0.006	0.011	0.011
0.25	0.125	0.005	0.010	0.021
0.50	0.375	0.034	0.065	0.086
0.75	0.625	0.079	0.150	0.236
1.00	0.875	0.409	0.778	1.014
1.25	1.125	0.768	1.461	2.475
1.50	1.375	1.350	2.568	5.043
1.75	1.625	2.407	4.579	9.622
2.00	1.875	4.507	8.574	18.195
2.25	2.125	7.541	14.345	32.541
2.50	2.375	13.164	25.042	57.583
2.75	2.625	14.132	26.883	84.466
3.00	2.875	5.789	11.012	95.478
3.25	3.125	1.159	2.205	97.683
3.50	3.375	0.591	1.124	98.807
3.75	3.625	0.487	0.926	99.734
4.00	3.875	0.140	0.266	100.000
5.00	4.500	0.000	0.000	100.000

Statistical Results			
Mean:	2.3675	phi	(0.1938 mm)
Standard Dev:	0.4724	phi-units	(0.7207 mm)
Skewness:	-0.5640	dimensionless	
Kurtosis:	4.3571	dimensionless	
5th Moment:	-5.5598	dimensionless	
6th Moment:	34.9347	dimensionless	
RARD *	0.1995	dimensionless	
Median	2.2993	phi	(0.2032 mm)

* RARD = reciprocal absolute relative dispersion (see below)

Statistical Explanation	
Calculations based on the Method of Moments	
Skewness: 3rd Stand. Moment; Exact Gaussian = 0.0	
Kurtosis: 4th Stand. Moment; Exact Gaussian = 3.0	
For Further Explanation, See Calculation Sheets	
Millimeter data calculated by $mm = 2^{(-phi)}$	

Reciprocal Absolute Relative Dispersion (RARD) Scale	
< 0.5	Excellent homogeneity (e.g., beaches)
0.5 to 1.0	Good homogeneity
1.0 to 1.33	Fair homogeneity
> 1.33	Poor homogeneity (e.g., glacial)

