

Onshore Grab Sample

Sample: SJ-40-MB
Sample Taken By: J. Ladner
Sample Collected On: 12/1/03
Splits? N/A

County: St. Johns
Latitude: 29° 42' 53.0"
Longitude: 81° 13' 44.0"
Datum: WGS 84
Surf. Elev: N/A
Datum: N/A

Fine Data Summary

Total Sample Weight 53.168 grams
Total Fines in Sample 0.373 grams
Total Percent Fines 0.70 %

Dry Sieving Summary

Total Sample Weight 52.813 grams
Total Digested Weight 52.169 grams
Total Carbonate Weight 0.644 grams
Total Silica % 98.78 %
Total Carbonate % 1.22 %
Carbonate/Silica Ratio 0.012

General Comments:

None

Description

Worked By: M. Lachance

Pre-Digestion Grain Size Distribution

Onshore Grab Sample

Sample: SJ-40-MB

Total Sample Mass: 52.813 grams

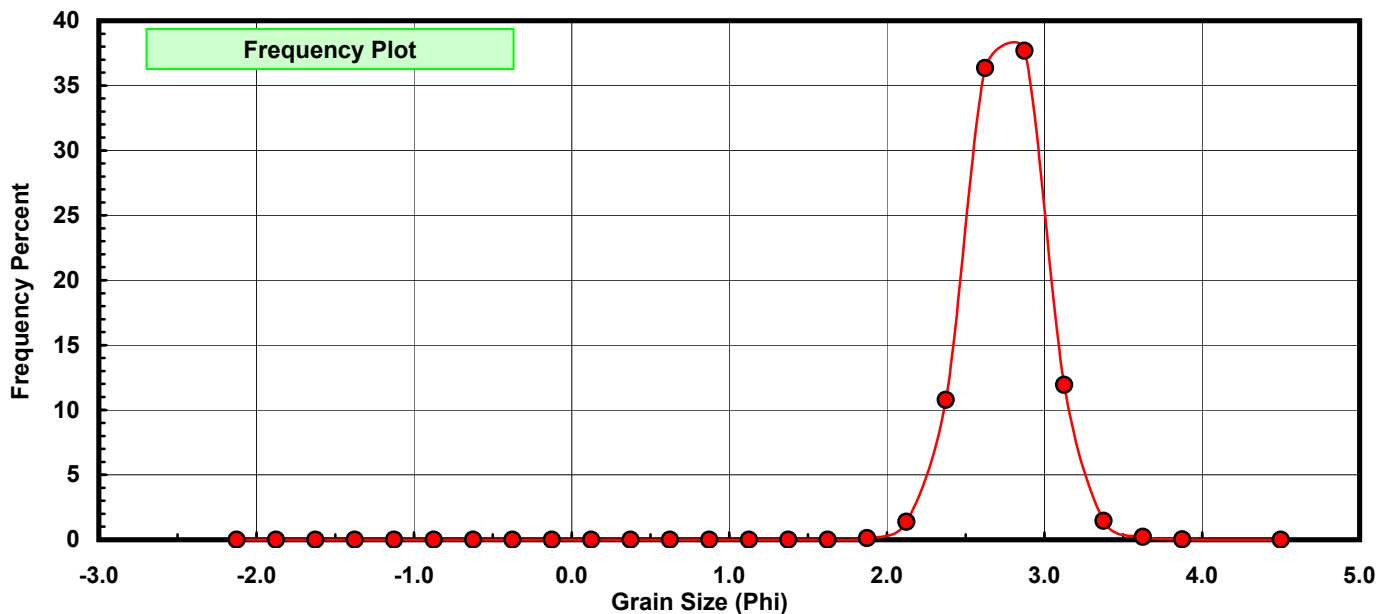
Sieve Size (phi)	Sieve Midpt (phi)	Weight (grams)	Freq Weight %	Cumulative Weight %
-2.00	-2.125	0.000	0.000	0.000
-1.75	-1.875	0.000	0.000	0.000
-1.50	-1.625	0.000	0.000	0.000
-1.25	-1.375	0.000	0.000	0.000
-1.00	-1.125	0.000	0.000	0.000
-0.75	-0.875	0.000	0.000	0.000
-0.50	-0.625	0.000	0.000	0.000
-0.25	-0.375	0.000	0.000	0.000
0.00	-0.125	0.000	0.000	0.000
0.25	0.125	0.002	0.004	0.004
0.50	0.375	0.001	0.002	0.006
0.75	0.625	0.001	0.002	0.008
1.00	0.875	0.004	0.008	0.015
1.25	1.125	0.004	0.008	0.023
1.50	1.375	0.002	0.004	0.027
1.75	1.625	0.005	0.009	0.036
2.00	1.875	0.069	0.131	0.167
2.25	2.125	0.724	1.371	1.538
2.50	2.375	5.696	10.785	12.323
2.75	2.625	19.197	36.349	48.672
3.00	2.875	19.903	37.686	86.358
3.25	3.125	6.309	11.946	98.303
3.50	3.375	0.770	1.458	99.761
3.75	3.625	0.112	0.212	99.973
4.00	3.875	0.013	0.025	99.998
5.00	4.500	0.001	0.002	100.000

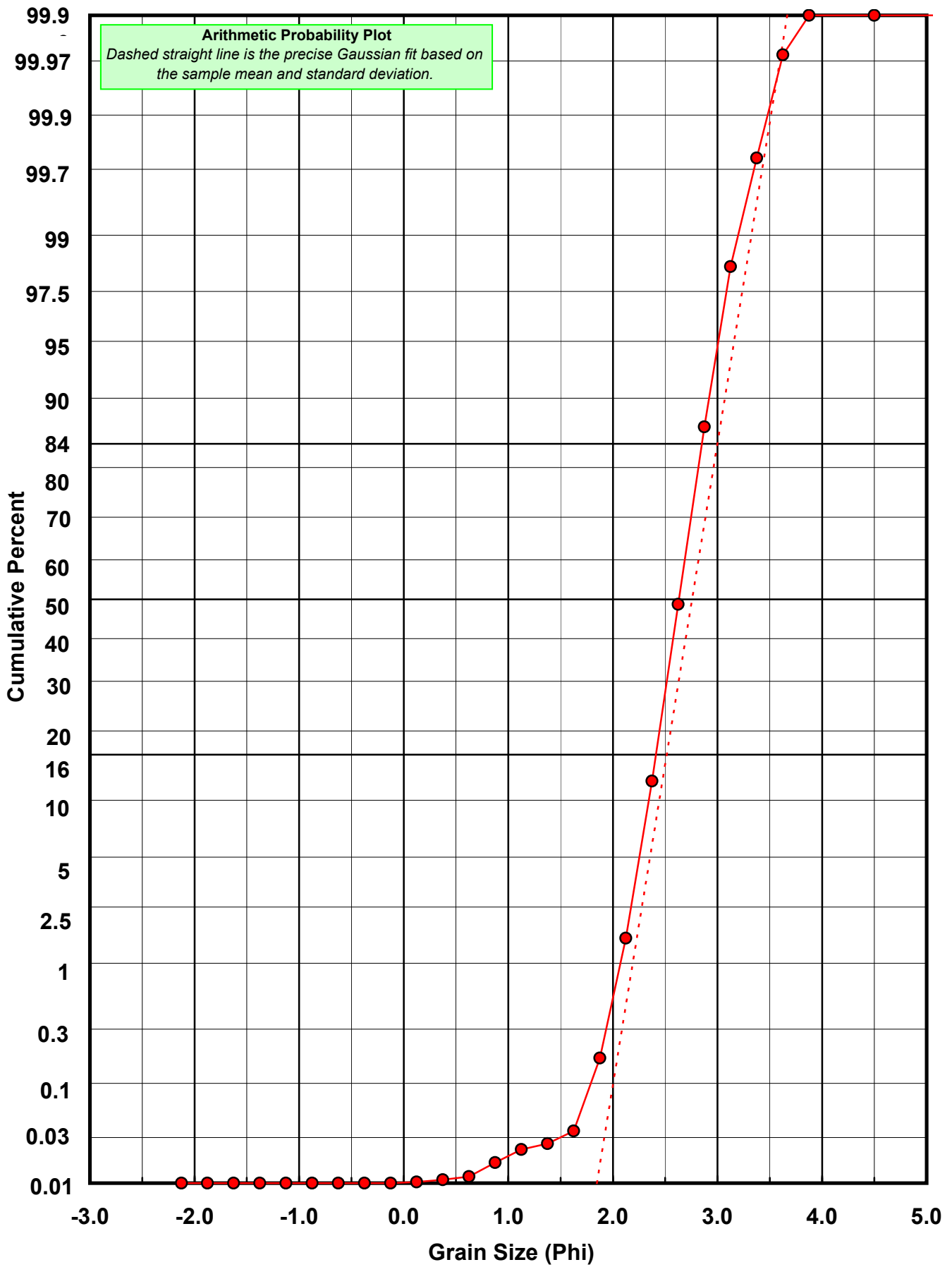
Statistical Results			
Mean:	2.7570	phi	(0.1479 mm)
Standard Dev:	0.2445	phi-units	(0.8441 mm)
Skewness:	-0.1087	dimensionless	
Kurtosis:	4.6042	dimensionless	
5th Moment:	-10.6928	dimensionless	
6th Moment:	133.3633	dimensionless	
RARD *	0.0887	dimensionless	
Median	2.6338	phi	(0.1611 mm)

* RARD = reciprocal absolute relative dispersion (see below)

Statistical Explanation	
Calculations based on the Method of Moments	
Skewness: 3rd Stand. Moment; Exact Gaussian = 0.0	
Kurtosis: 4th Stand. Moment; Exact Gaussian = 3.0	
For Further Explanation, See Calculation Sheets	
Millimeter data calculated by $mm = 2^{(-phi)}$	

Reciprocal Absolute Relative Dispersion (RARD) Scale	
< 0.5	Excellent homogeneity (e.g., beaches)
0.5 to 1.0	Good homogeneity
1.0 to 1.33	Fair homogeneity
> 1.33	Poor homogeneity (e.g., glacial)





Carbonate Grain Size Distribution

Onshore Grab Sample

Sample: SJ-40-MB

Total Carbonate Mass: 1.030 grams

% Carbonate: 1.2 %

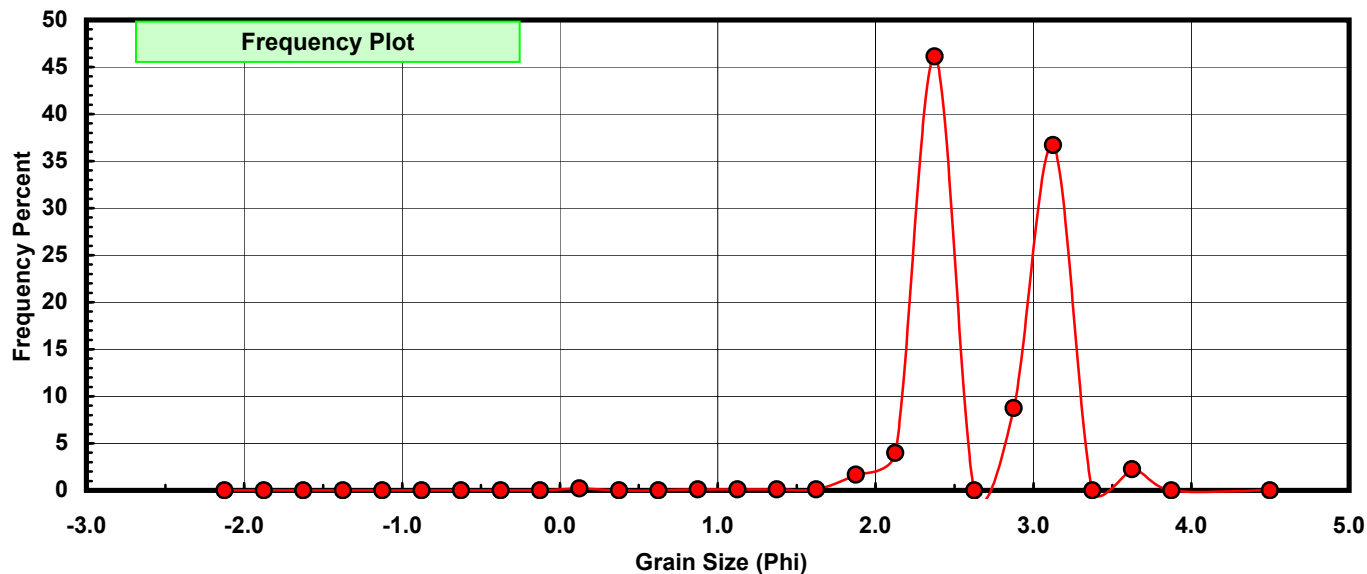
Sieve Size (phi)	Sieve Midpt (phi)	Weight (grams)	Freq Weight %	Cumulative Weight %
-2.00	-2.125	0.000	0.000	0.000
-1.75	-1.875	0.000	0.000	0.000
-1.50	-1.625	0.000	0.000	0.000
-1.25	-1.375	0.000	0.000	0.000
-1.00	-1.125	0.000	0.000	0.000
-0.75	-0.875	0.000	0.000	0.000
-0.50	-0.625	0.000	0.000	0.000
-0.25	-0.375	0.000	0.000	0.000
0.00	-0.125	0.000	0.000	0.000
0.25	0.125	0.002	0.194	0.194
0.50	0.375	0.000	0.000	0.194
0.75	0.625	0.000	0.000	0.194
1.00	0.875	0.001	0.097	0.291
1.25	1.125	0.001	0.097	0.388
1.50	1.375	0.001	0.097	0.485
1.75	1.625	0.001	0.097	0.583
2.00	1.875	0.017	1.650	2.233
2.25	2.125	0.041	3.981	6.214
2.50	2.375	0.475	46.117	52.330
2.75	2.625	0.000	0.000	52.330
3.00	2.875	0.090	8.738	61.068
3.25	3.125	0.378	36.699	97.767
3.50	3.375	0.000	0.000	97.767
3.75	3.625	0.023	2.233	100.000
4.00	3.875	0.000	0.000	100.000
5.00	4.500	0.000	0.000	100.000

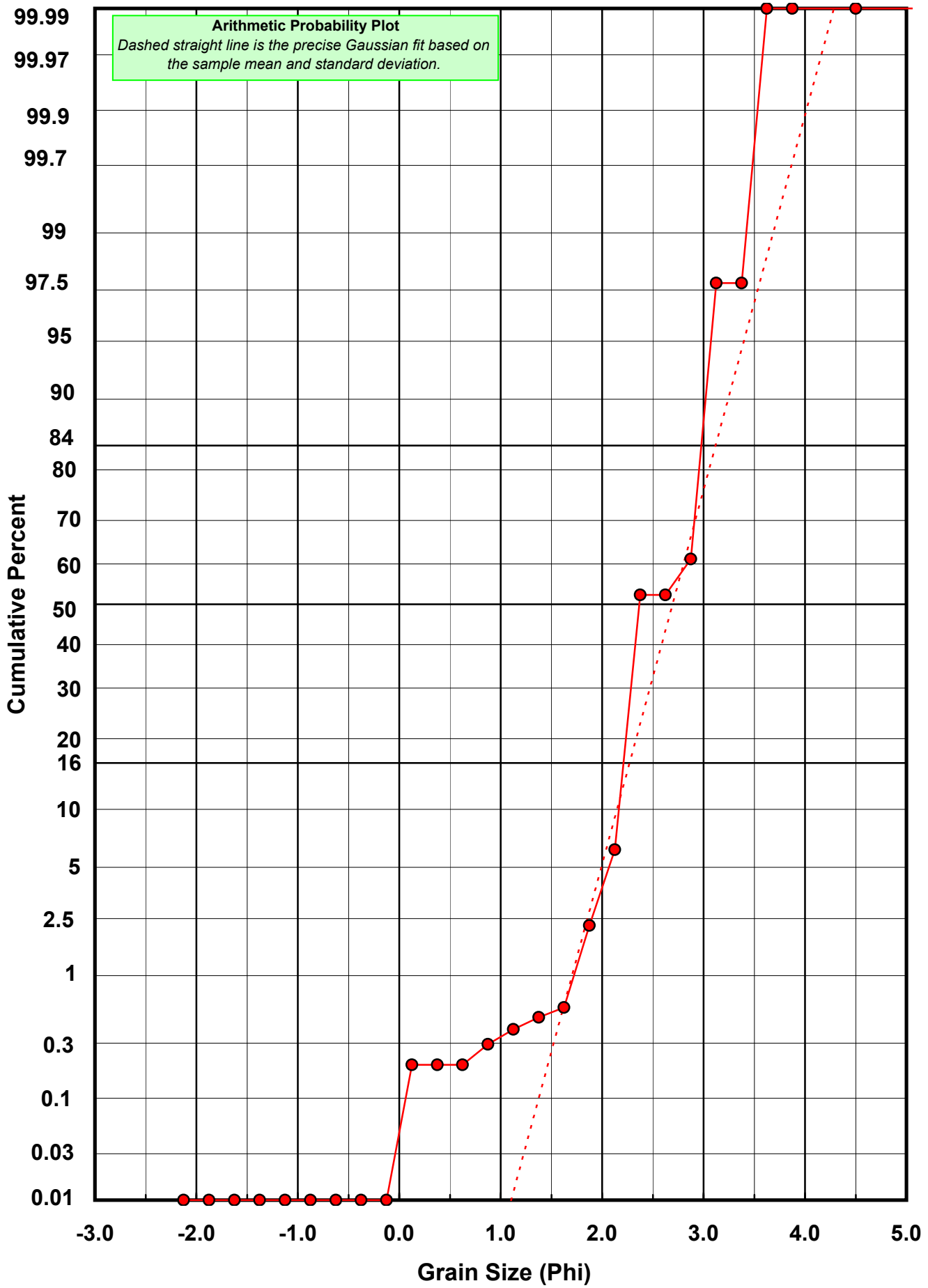
Statistical Results			
Mean:	2.6949	phi	(0.1544 mm)
Standard Dev:	0.4272	phi-units	(0.7437 mm)
Skewness:	-0.3832	dimensionless	
Kurtosis:	4.5434	dimensionless	
5th Moment:	-16.9146	dimensionless	
6th Moment:	105.2082	dimensionless	
RARD *	0.1585	dimensionless	
Median	2.3624	phi	(0.1945 mm)

* RARD = reciprocal absolute relative dispersion (see below)

Statistical Explanation	
Calculations based on the Method of Moments	
Skewness: 3rd Stand. Moment; Exact Gaussian = 0.0	
Kurtosis: 4th Stand. Moment; Exact Gaussian = 3.0	
For Further Explanation, See Calculation Sheets	
Millimeter data calculated by $mm = 2^{(-phi)}$	

Reciprocal Absolute Relative Dispersion (RARD) Scale	
< 0.5	Excellent homogeneity (e.g., beaches)
0.5 to 1.0	Good homogeneity
1.0 to 1.33	Fair homogeneity
> 1.33	Poor homogeneity (e.g., glacial)





Post-Digestion Grain Size Distribution

Onshore Grab Sample

Sample: SJ-40-MB

Total Digested Mass: 52.168 grams

% Silica: 98.8 %

Sieve Size (phi)	Sieve Midpt (phi)	Weight (grams)	Freq Weight %	Cumulative Weight %
-2.00	-2.125	0.000	0.000	0.000
-1.75	-1.875	0.000	0.000	0.000
-1.50	-1.625	0.000	0.000	0.000
-1.25	-1.375	0.000	0.000	0.000
-1.00	-1.125	0.000	0.000	0.000
-0.75	-0.875	0.000	0.000	0.000
-0.50	-0.625	0.000	0.000	0.000
-0.25	-0.375	0.000	0.000	0.000
0.00	-0.125	0.000	0.000	0.000
0.25	0.125	0.000	0.000	0.000
0.50	0.375	0.003	0.006	0.006
0.75	0.625	0.001	0.002	0.008
1.00	0.875	0.003	0.006	0.013
1.25	1.125	0.003	0.006	0.019
1.50	1.375	0.001	0.002	0.021
1.75	1.625	0.004	0.008	0.029
2.00	1.875	0.052	0.100	0.128
2.25	2.125	0.683	1.309	1.438
2.50	2.375	5.221	10.008	11.446
2.75	2.625	19.517	37.412	48.858
3.00	2.875	19.813	37.979	86.837
3.25	3.125	5.931	11.369	98.206
3.50	3.375	0.828	1.587	99.793
3.75	3.625	0.089	0.171	99.964
4.00	3.875	0.019	0.036	100.000
5.00	4.500	0.000	0.000	100.000

Statistical Results			
Mean:	2.7581	phi	(0.1478 mm)
Standard Dev:	0.2400	phi-units	(0.8467 mm)
Skewness:	-0.0523	dimensionless	
Kurtosis:	4.4594	dimensionless	
5th Moment:	-8.4342	dimensionless	
6th Moment:	109.2845	dimensionless	
RARD *	0.0870	dimensionless	
Median	2.6325	phi	(0.1613 mm)

* RARD = reciprocal absolute relative dispersion (see below)

Statistical Explanation
Calculations based on the Method of Moments
Skewness: 3rd Stand. Moment; Exact Gaussian = 0.0
Kurtosis: 4th Stand. Moment; Exact Gaussian = 3.0
For Further Explanation, See Calculation Sheets
Millimeter data calculated by $mm = 2^{(-phi)}$

Reciprocal Absolute Relative Dispersion (RARD) Scale	
< 0.5	Excellent homogeneity (e.g., beaches)
0.5 to 1.0	Good homogeneity
1.0 to 1.33	Fair homogeneity
> 1.33	Poor homogeneity (e.g., glacial)

