

Onshore Grab Sample

Sample: SJ-40-BB
Sample Taken By: J. Ladner
Sample Collected On: 12/1/03
Splits? N/A

County: St. Johns
Latitude: 29° 42' 52.5"
Longitude: 81° 13' 45.3"
Datum: WGS 84
Surf. Elev: N/A
Datum: N/A

Fine Data Summary

Total Sample Weight 85.329 grams
Total Fines in Sample 0.058 grams
Total Percent Fines 0.07 %

Dry Sieving Summary

Total Sample Weight 84.656 grams
Total Digested Weight 84.081 grams
Total Carbonate Weight 0.575 grams
Total Silica % 99.32 %
Total Carbonate % 0.68 %
Carbonate/Silica Ratio 0.007

General Comments:

None

Description

Worked By: M. Lachance

Pre-Digestion Grain Size Distribution

Onshore Grab Sample

Sample: SJ-40-BB

Total Sample Mass: 84.656 grams

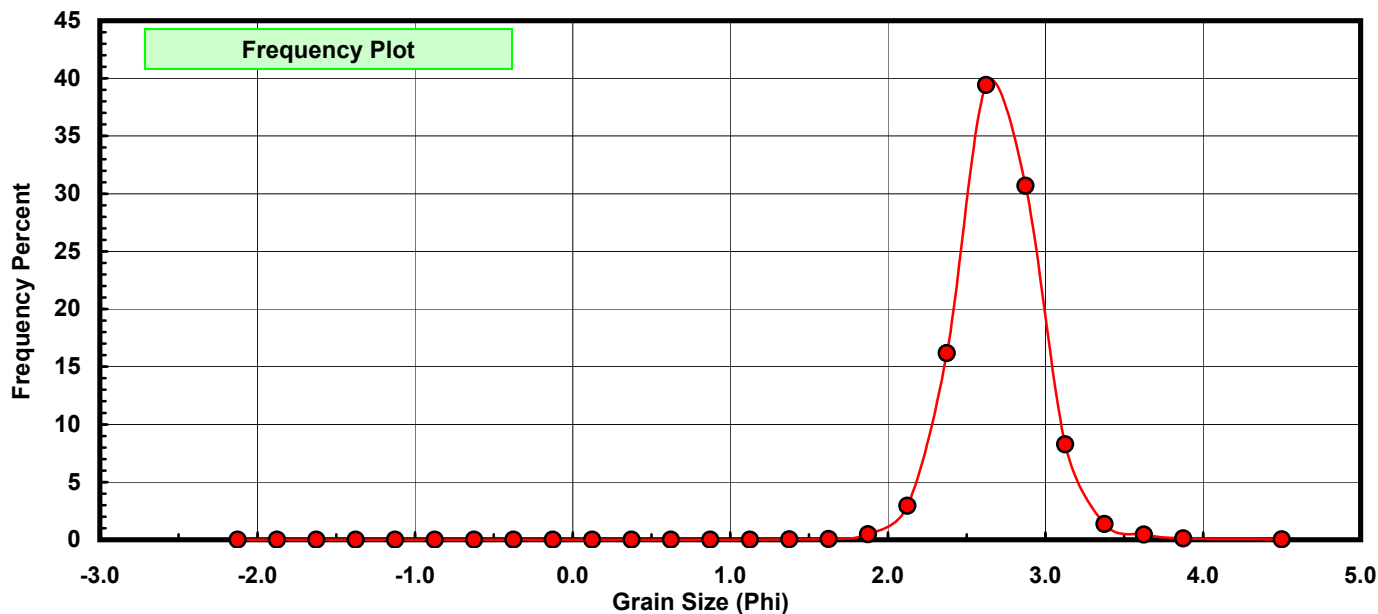
Sieve Size (phi)	Sieve Midpt (phi)	Weight (grams)	Freq Weight %	Cumulative Weight %
-2.00	-2.125	0.000	0.000	0.000
-1.75	-1.875	0.000	0.000	0.000
-1.50	-1.625	0.000	0.000	0.000
-1.25	-1.375	0.000	0.000	0.000
-1.00	-1.125	0.000	0.000	0.000
-0.75	-0.875	0.002	0.002	0.002
-0.50	-0.625	0.001	0.001	0.004
-0.25	-0.375	0.001	0.001	0.005
0.00	-0.125	0.003	0.004	0.008
0.25	0.125	0.001	0.001	0.009
0.50	0.375	0.005	0.006	0.015
0.75	0.625	0.002	0.002	0.018
1.00	0.875	0.001	0.001	0.019
1.25	1.125	0.007	0.008	0.027
1.50	1.375	0.013	0.015	0.043
1.75	1.625	0.039	0.046	0.089
2.00	1.875	0.388	0.458	0.547
2.25	2.125	2.500	2.953	3.500
2.50	2.375	13.686	16.167	19.667
2.75	2.625	33.386	39.437	59.104
3.00	2.875	25.980	30.689	89.793
3.25	3.125	6.999	8.268	98.060
3.50	3.375	1.142	1.349	99.409
3.75	3.625	0.374	0.442	99.851
4.00	3.875	0.096	0.113	99.965
5.00	4.500	0.030	0.035	100.000

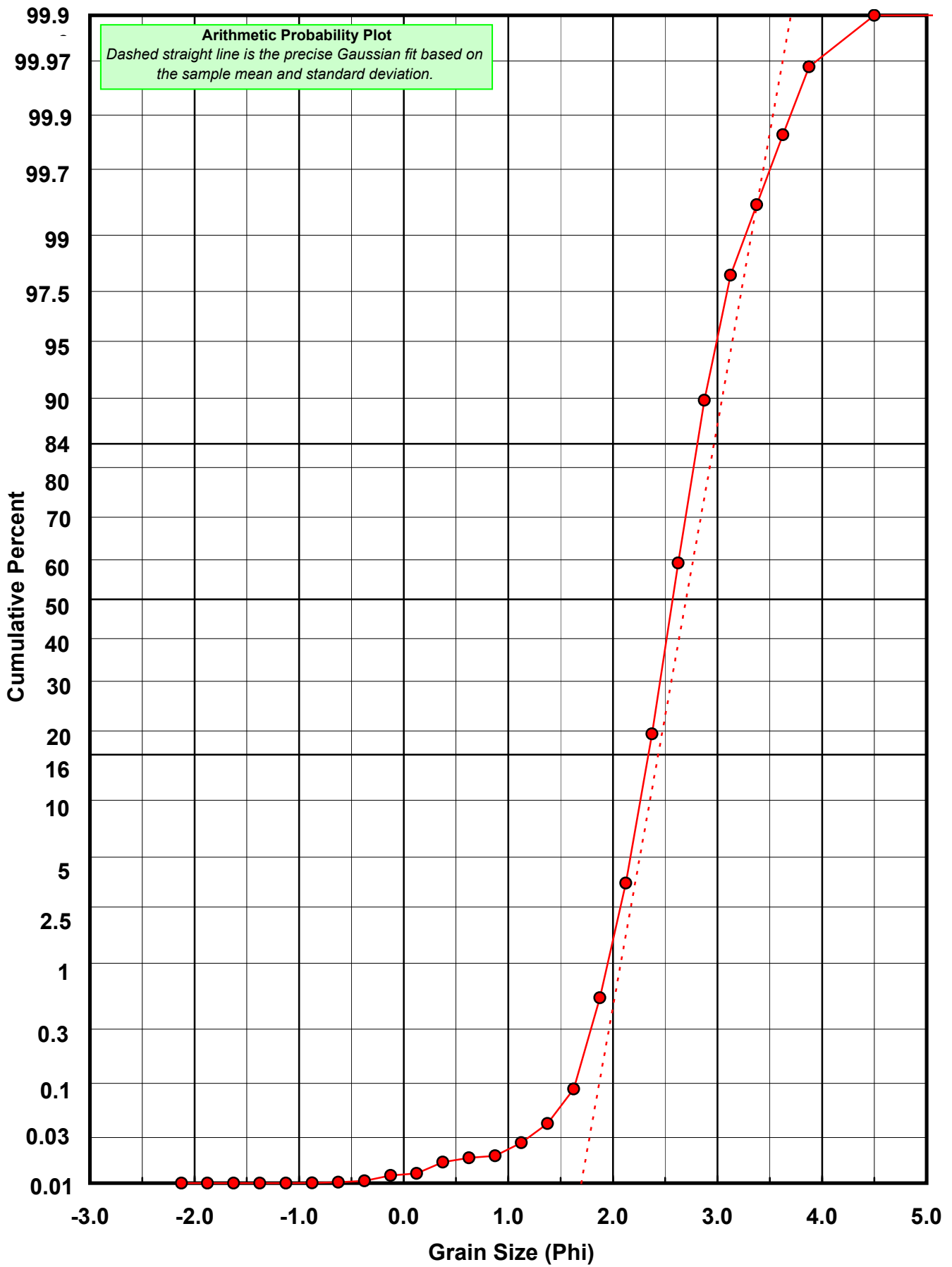
Statistical Results			
Mean:	2.6998	phi	(0.1539 mm)
Standard Dev:	0.2690	phi-units	(0.8299 mm)
Skewness:	0.0284	dimensionless	
Kurtosis:	6.7799	dimensionless	
5th Moment:	-18.4199	dimensionless	
6th Moment:	356.1275	dimensionless	
RARD *	0.0996	dimensionless	
Median	2.5673	phi	(0.1687 mm)

* RARD = reciprocal absolute relative dispersion (see below)

Statistical Explanation	
Calculations based on the Method of Moments	
Skewness: 3rd Stand. Moment; Exact Gaussian = 0.0	
Kurtosis: 4th Stand. Moment; Exact Gaussian = 3.0	
For Further Explanation, See Calculation Sheets	
Millimeter data calculated by $mm = 2^{(-\phi)}$	

Reciprocal Absolute Relative Dispersion (RARD) Scale	
< 0.5	Excellent homogeneity (e.g., beaches)
0.5 to 1.0	Good homogeneity
1.0 to 1.33	Fair homogeneity
> 1.33	Poor homogeneity (e.g., glacial)





Carbonate Grain Size Distribution

Onshore Grab Sample

Sample: SJ-40-BB

Total Carbonate Mass: 1.364 grams

% Carbonate: 0.7 %

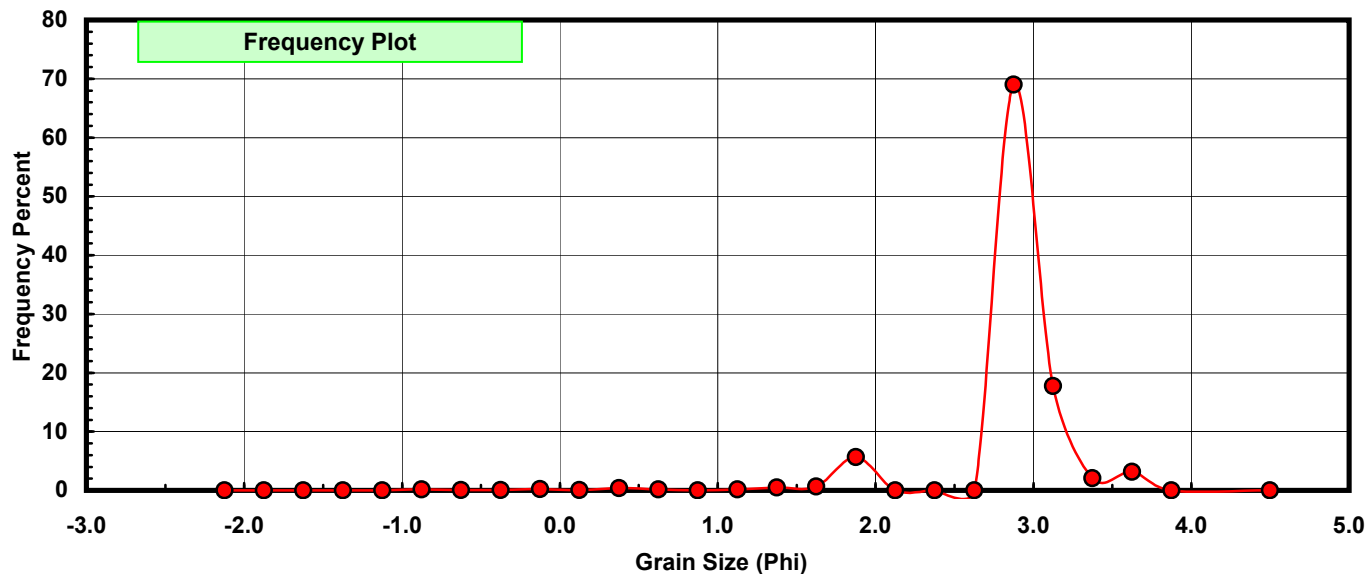
Sieve Size (phi)	Sieve Midpt (phi)	Weight (grams)	Freq Weight %	Cumulative Weight %
-2.00	-2.125	0.000	0.000	0.000
-1.75	-1.875	0.000	0.000	0.000
-1.50	-1.625	0.000	0.000	0.000
-1.25	-1.375	0.000	0.000	0.000
-1.00	-1.125	0.000	0.000	0.000
-0.75	-0.875	0.002	0.147	0.147
-0.50	-0.625	0.001	0.073	0.220
-0.25	-0.375	0.001	0.073	0.293
0.00	-0.125	0.003	0.220	0.513
0.25	0.125	0.001	0.073	0.587
0.50	0.375	0.005	0.367	0.953
0.75	0.625	0.002	0.147	1.100
1.00	0.875	0.000	0.000	1.100
1.25	1.125	0.002	0.147	1.246
1.50	1.375	0.007	0.513	1.760
1.75	1.625	0.009	0.660	2.419
2.00	1.875	0.077	5.645	8.065
2.25	2.125	0.000	0.000	8.065
2.50	2.375	0.000	0.000	8.065
2.75	2.625	0.000	0.000	8.065
3.00	2.875	0.941	68.988	77.053
3.25	3.125	0.242	17.742	94.795
3.50	3.375	0.028	2.053	96.848
3.75	3.625	0.043	3.152	100.000
4.00	3.875	0.000	0.000	100.000
5.00	4.500	0.000	0.000	100.000

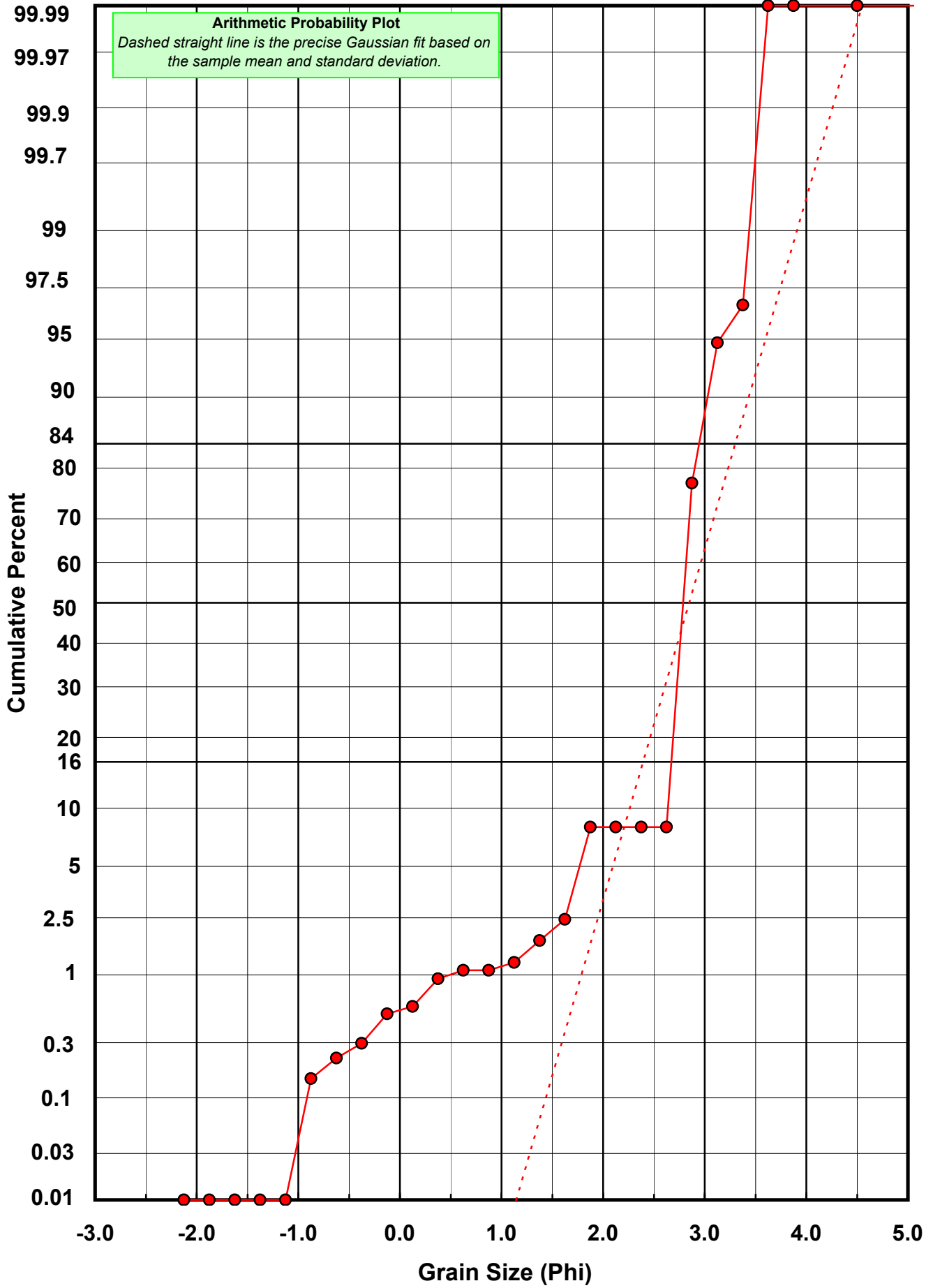
Statistical Results			
Mean:	2.8468	phi	(0.139 mm)
Standard Dev:	0.4571	phi-units	(0.7284 mm)
Skewness:	-3.5664	dimensionless	
Kurtosis:	22.1528	dimensionless	
5th Moment:	-141.3915	dimensionless	
6th Moment:	985.4927	dimensionless	
RARD *	0.1606	dimensionless	
Median	2.7770	phi	(0.1459 mm)

* RARD = reciprocal absolute relative dispersion (see below)

Statistical Explanation	
Calculations based on the Method of Moments	
Skewness: 3rd Stand. Moment; Exact Gaussian = 0.0	
Kurtosis: 4th Stand. Moment; Exact Gaussian = 3.0	
For Further Explanation, See Calculation Sheets	
Millimeter data calculated by $mm = 2^{(-phi)}$	

Reciprocal Absolute Relative Dispersion (RARD) Scale	
< 0.5	Excellent homogeneity (e.g., beaches)
0.5 to 1.0	Good homogeneity
1.0 to 1.33	Fair homogeneity
> 1.33	Poor homogeneity (e.g., glacial)





Post-Digestion Grain Size Distribution

Onshore Grab Sample

Sample: SJ-40-BB

Total Digested Mass: 84.051 grams

% Silica: 99.3 %

Sieve Size (phi)	Sieve Midpt (phi)	Weight (grams)	Freq Weight %	Cumulative Weight %
-2.00	-2.125	0.000	0.000	0.000
-1.75	-1.875	0.000	0.000	0.000
-1.50	-1.625	0.000	0.000	0.000
-1.25	-1.375	0.000	0.000	0.000
-1.00	-1.125	0.000	0.000	0.000
-0.75	-0.875	0.000	0.000	0.000
-0.50	-0.625	0.000	0.000	0.000
-0.25	-0.375	0.000	0.000	0.000
0.00	-0.125	0.000	0.000	0.000
0.25	0.125	0.000	0.000	0.000
0.50	0.375	0.000	0.000	0.000
0.75	0.625	0.000	0.000	0.000
1.00	0.875	0.003	0.004	0.004
1.25	1.125	0.005	0.006	0.010
1.50	1.375	0.006	0.007	0.017
1.75	1.625	0.030	0.036	0.052
2.00	1.875	0.311	0.370	0.422
2.25	2.125	2.513	2.990	3.412
2.50	2.375	14.434	17.173	20.585
2.75	2.625	33.408	39.747	60.332
3.00	2.875	25.039	29.790	90.123
3.25	3.125	6.757	8.039	98.162
3.50	3.375	1.114	1.325	99.487
3.75	3.625	0.331	0.394	99.881
4.00	3.875	0.100	0.119	100.000
5.00	4.500	0.000	0.000	100.000

Statistical Results			
Mean:	2.6938	phi	(0.1546 mm)
Standard Dev:	0.2628	phi-units	(0.8335 mm)
Skewness:	0.1829	dimensionless	
Kurtosis:	4.0826	dimensionless	
5th Moment:	2.3652	dimensionless	
6th Moment:	40.0838	dimensionless	
RARD *	0.0976	dimensionless	
Median	2.5600	phi	(0.1696 mm)

* RARD = reciprocal absolute relative dispersion (see below)

Statistical Explanation	
Calculations based on the Method of Moments	
Skewness: 3rd Stand. Moment; Exact Gaussian = 0.0	
Kurtosis: 4th Stand. Moment; Exact Gaussian = 3.0	
For Further Explanation, See Calculation Sheets	
Millimeter data calculated by $mm = 2^{(-\phi)}$	

Reciprocal Absolute Relative Dispersion (RARD) Scale	
< 0.5	Excellent homogeneity (e.g., beaches)
0.5 to 1.0	Good homogeneity
1.0 to 1.33	Fair homogeneity
> 1.33	Poor homogeneity (e.g., glacial)

