

Onshore Grab Sample

Sample: SJ-39-BB
Sample Taken By: J. Ladner
Sample Collected On: 12/1/03
Splits? N/A

County: St. Johns
Latitude: 29° 43' 37.9"
Longitude: 81° 14' 8.1"
Datum: WGS 84
Surf. Elev: N/A
Datum: N/A

Fine Data Summary

Total Sample Weight 75.861 grams
Total Fines in Sample 0.076 grams
Total Percent Fines 0.10 %

Dry Sieving Summary

Total Sample Weight 75.579 grams
Total Digested Weight 74.477 grams
Total Carbonate Weight 1.102 grams
Total Silica % 98.54 %
Total Carbonate % 1.46 %
Carbonate/Silica Ratio 0.015

General Comments:

None

Description

Worked By: M. Lachance

Pre-Digestion Grain Size Distribution

Onshore Grab Sample

Sample: SJ-39-BB

Total Sample Mass: 75.579 grams

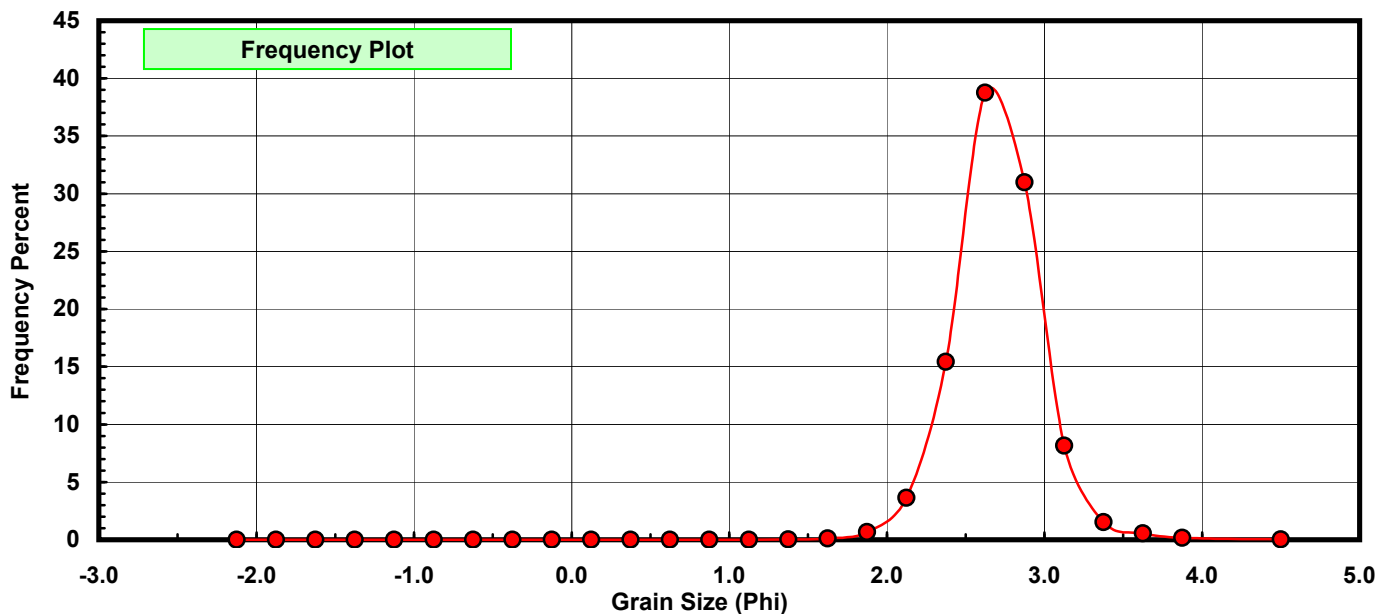
Sieve Size (phi)	Sieve Midpt (phi)	Weight (grams)	Freq Weight %	Cumulative Weight %
-2.00	-2.125	0.000	0.000	0.000
-1.75	-1.875	0.000	0.000	0.000
-1.50	-1.625	0.000	0.000	0.000
-1.25	-1.375	0.000	0.000	0.000
-1.00	-1.125	0.000	0.000	0.000
-0.75	-0.875	0.000	0.000	0.000
-0.50	-0.625	0.000	0.000	0.000
-0.25	-0.375	0.000	0.000	0.000
0.00	-0.125	0.000	0.000	0.000
0.25	0.125	0.001	0.001	0.001
0.50	0.375	0.002	0.003	0.004
0.75	0.625	0.001	0.001	0.005
1.00	0.875	0.001	0.001	0.007
1.25	1.125	0.005	0.007	0.013
1.50	1.375	0.016	0.021	0.034
1.75	1.625	0.082	0.108	0.143
2.00	1.875	0.493	0.652	0.795
2.25	2.125	2.738	3.623	4.418
2.50	2.375	11.664	15.433	19.851
2.75	2.625	29.286	38.749	58.600
3.00	2.875	23.418	30.985	89.584
3.25	3.125	6.156	8.145	97.730
3.50	3.375	1.143	1.512	99.242
3.75	3.625	0.411	0.544	99.786
4.00	3.875	0.131	0.173	99.959
5.00	4.500	0.031	0.041	100.000

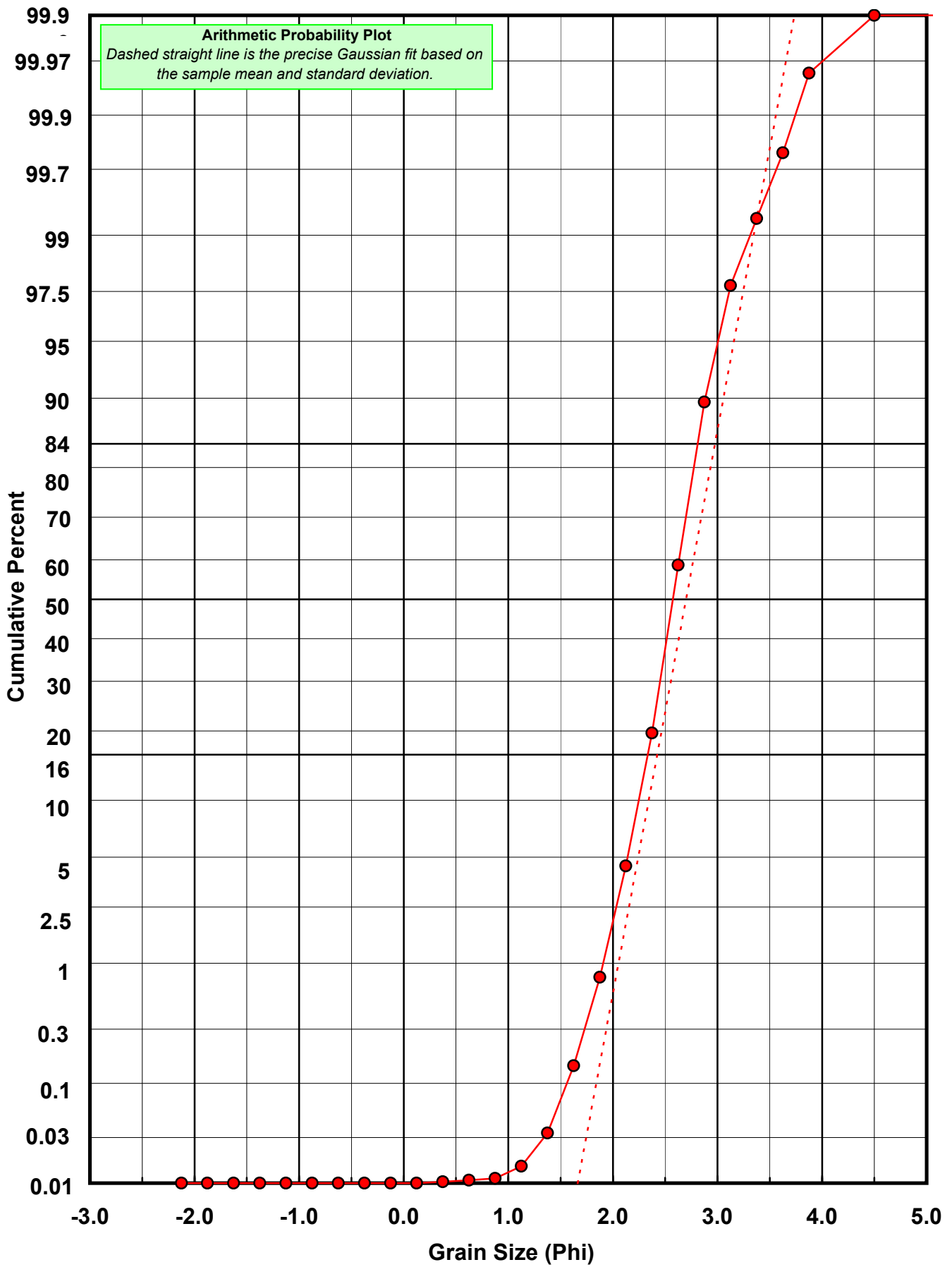
Statistical Results			
Mean:	2.6997	phi	(0.1539 mm)
Standard Dev:	0.2784	phi-units	(0.8245 mm)
Skewness:	0.1535	dimensionless	
Kurtosis:	5.1705	dimensionless	
5th Moment:	3.7504	dimensionless	
6th Moment:	88.8037	dimensionless	
RARD *	0.1031	dimensionless	
Median	2.5695	phi	(0.1685 mm)

* RARD = reciprocal absolute relative dispersion (see below)

Statistical Explanation	
Calculations based on the Method of Moments	
Skewness: 3rd Stand. Moment; Exact Gaussian = 0.0	
Kurtosis: 4th Stand. Moment; Exact Gaussian = 3.0	
For Further Explanation, See Calculation Sheets	
Millimeter data calculated by $mm = 2^{(-\phi)}$	

Reciprocal Absolute Relative Dispersion (RARD) Scale	
< 0.5	Excellent homogeneity (e.g., beaches)
0.5 to 1.0	Good homogeneity
1.0 to 1.33	Fair homogeneity
> 1.33	Poor homogeneity (e.g., glacial)





Carbonate Grain Size Distribution

Onshore Grab Sample

Sample: SJ-39-BB

Total Carbonate Mass: 1.671 grams

% Carbonate: 1.5 %

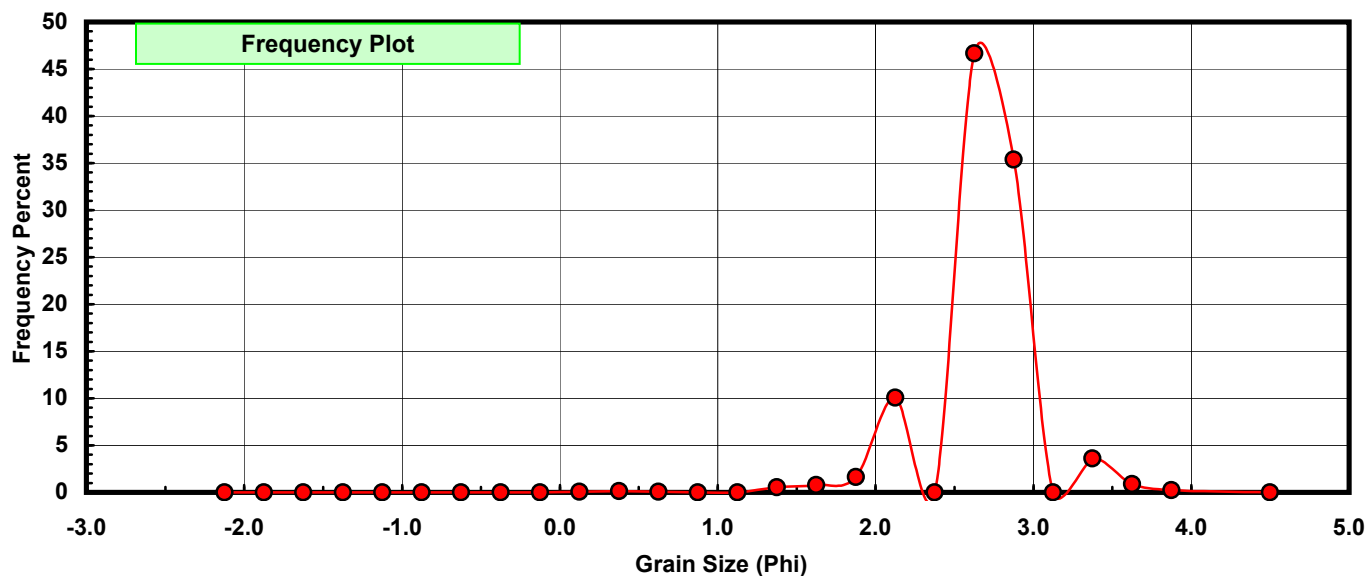
Sieve Size (phi)	Sieve Midpt (phi)	Weight (grams)	Freq Weight %	Cumulative Weight %
-2.00	-2.125	0.000	0.000	0.000
-1.75	-1.875	0.000	0.000	0.000
-1.50	-1.625	0.000	0.000	0.000
-1.25	-1.375	0.000	0.000	0.000
-1.00	-1.125	0.000	0.000	0.000
-0.75	-0.875	0.000	0.000	0.000
-0.50	-0.625	0.000	0.000	0.000
-0.25	-0.375	0.000	0.000	0.000
0.00	-0.125	0.000	0.000	0.000
0.25	0.125	0.001	0.060	0.060
0.50	0.375	0.002	0.120	0.180
0.75	0.625	0.001	0.060	0.239
1.00	0.875	0.000	0.000	0.239
1.25	1.125	0.000	0.000	0.239
1.50	1.375	0.009	0.539	0.778
1.75	1.625	0.013	0.778	1.556
2.00	1.875	0.027	1.616	3.172
2.25	2.125	0.168	10.054	13.226
2.50	2.375	0.000	0.000	13.226
2.75	2.625	0.780	46.679	59.904
3.00	2.875	0.591	35.368	95.272
3.25	3.125	0.000	0.000	95.272
3.50	3.375	0.060	3.591	98.863
3.75	3.625	0.015	0.898	99.761
4.00	3.875	0.004	0.239	100.000
5.00	4.500	0.000	0.000	100.000

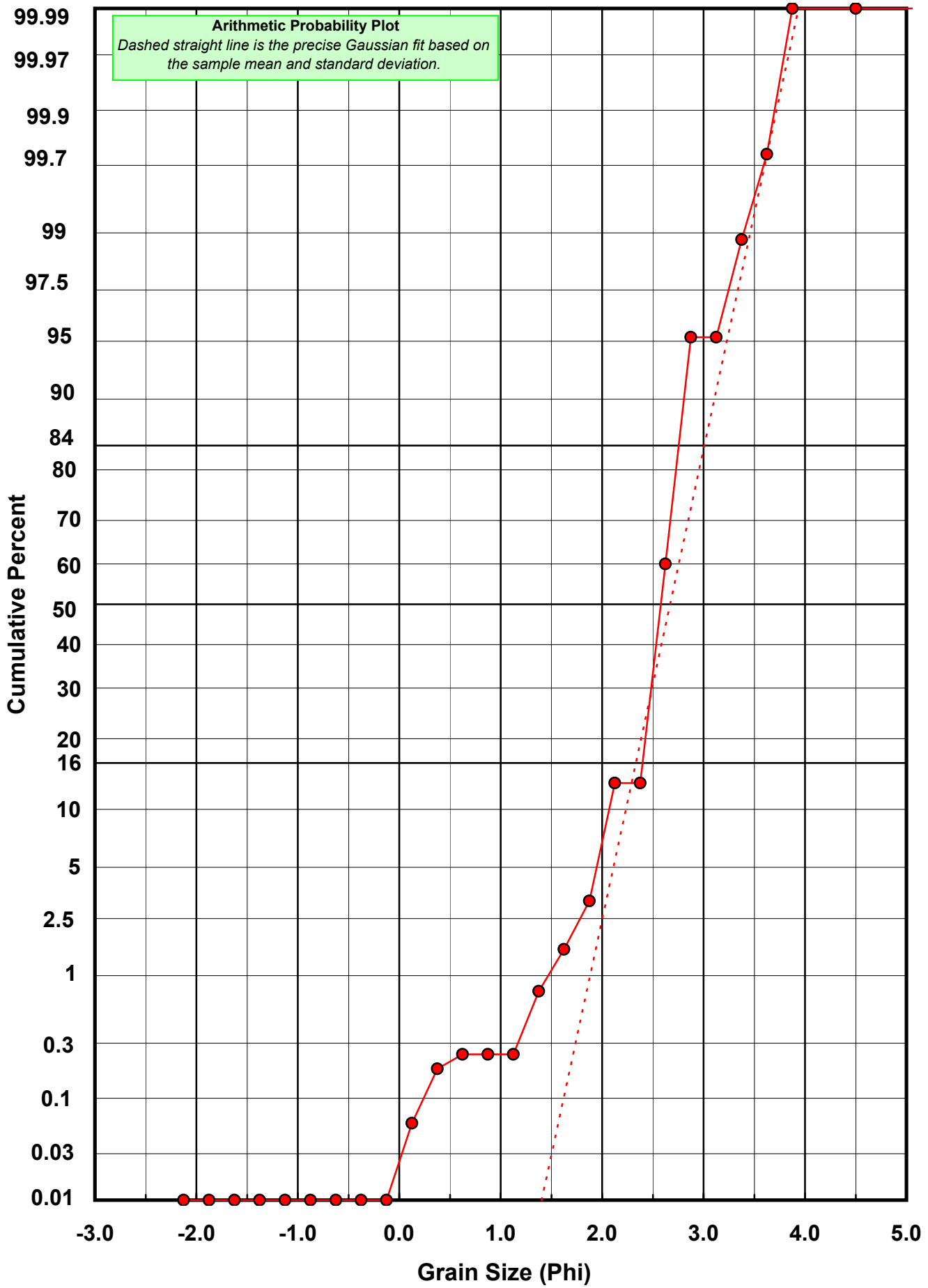
Statistical Results			
Mean:	2.6700	phi	(0.1571 mm)
Standard Dev:	0.3400	phi-units	(0.79 mm)
Skewness:	-1.1916	dimensionless	
Kurtosis:	9.7680	dimensionless	
5th Moment:	-39.8786	dimensionless	
6th Moment:	286.1724	dimensionless	
RARD *	0.1273	dimensionless	
Median	2.5720	phi	(0.1682 mm)

* RARD = reciprocal absolute relative dispersion (see below)

Statistical Explanation	
Calculations based on the Method of Moments	
Skewness: 3rd Stand. Moment; Exact Gaussian = 0.0	
Kurtosis: 4th Stand. Moment; Exact Gaussian = 3.0	
For Further Explanation, See Calculation Sheets	
Millimeter data calculated by $mm = 2^{(-phi)}$	

Reciprocal Absolute Relative Dispersion (RARD) Scale	
< 0.5	Excellent homogeneity (e.g., beaches)
0.5 to 1.0	Good homogeneity
1.0 to 1.33	Fair homogeneity
> 1.33	Poor homogeneity (e.g., glacial)





Post-Digestion Grain Size Distribution

Onshore Grab Sample

Sample: SJ-39-BB

Total Digested Mass: 74.444 grams

% Silica: 98.5 %

Sieve Size (phi)	Sieve Midpt (phi)	Weight (grams)	Freq Weight %	Cumulative Weight %
-2.00	-2.125	0.000	0.000	0.000
-1.75	-1.875	0.000	0.000	0.000
-1.50	-1.625	0.000	0.000	0.000
-1.25	-1.375	0.000	0.000	0.000
-1.00	-1.125	0.000	0.000	0.000
-0.75	-0.875	0.000	0.000	0.000
-0.50	-0.625	0.000	0.000	0.000
-0.25	-0.375	0.000	0.000	0.000
0.00	-0.125	0.000	0.000	0.000
0.25	0.125	0.000	0.000	0.000
0.50	0.375	0.000	0.000	0.000
0.75	0.625	0.000	0.000	0.000
1.00	0.875	0.001	0.001	0.001
1.25	1.125	0.005	0.007	0.008
1.50	1.375	0.007	0.009	0.017
1.75	1.625	0.069	0.093	0.110
2.00	1.875	0.466	0.626	0.736
2.25	2.125	2.570	3.452	4.188
2.50	2.375	11.896	15.980	20.168
2.75	2.625	28.506	38.292	58.460
3.00	2.875	22.827	30.663	89.123
3.25	3.125	6.491	8.719	97.843
3.50	3.375	1.083	1.455	99.297
3.75	3.625	0.396	0.532	99.829
4.00	3.875	0.127	0.171	100.000
5.00	4.500	0.000	0.000	100.000

Statistical Results			
Mean:	2.7005	phi	(0.1538 mm)
Standard Dev:	0.2754	phi-units	(0.8262 mm)
Skewness:	0.1081	dimensionless	
Kurtosis:	4.2025	dimensionless	
5th Moment:	1.8399	dimensionless	
6th Moment:	38.5173	dimensionless	
RARD *	0.1020	dimensionless	
Median	2.5698	phi	(0.1684 mm)

* RARD = reciprocal absolute relative dispersion (see below)

Statistical Explanation	
Calculations based on the Method of Moments	
Skewness: 3rd Stand. Moment; Exact Gaussian = 0.0	
Kurtosis: 4th Stand. Moment; Exact Gaussian = 3.0	
For Further Explanation, See Calculation Sheets	
Millimeter data calculated by $mm = 2^{(-\phi)}$	

Reciprocal Absolute Relative Dispersion (RARD) Scale	
< 0.5	Excellent homogeneity (e.g., beaches)
0.5 to 1.0	Good homogeneity
1.0 to 1.33	Fair homogeneity
> 1.33	Poor homogeneity (e.g., glacial)

