

Onshore Grab Sample

Sample: SJ-38-MB
Sample Taken By: J. Ladner
Sample Collected On: 12/1/03
Splits? N/A

County: St. Johns
Latitude: 29° 44' 26.3"
Longitude: 81° 14' 27.5"
Datum: WGS 84
Surf. Elev: N/A
Datum: N/A

Fine Data Summary

Total Sample Weight 49.712 grams
Total Fines in Sample 0.287 grams
Total Percent Fines 0.57 %

Dry Sieving Summary

Total Sample Weight 49.296 grams
Total Digested Weight 48.572 grams
Total Carbonate Weight 0.724 grams
Total Silica % 98.53 %
Total Carbonate % 1.47 %
Carbonate/Silica Ratio 0.015

General Comments:

None

Description

Worked By: M. Lachance

Pre-Digestion Grain Size Distribution

Onshore Grab Sample

Sample: SJ-38-MB

Total Sample Mass: 49.296 grams

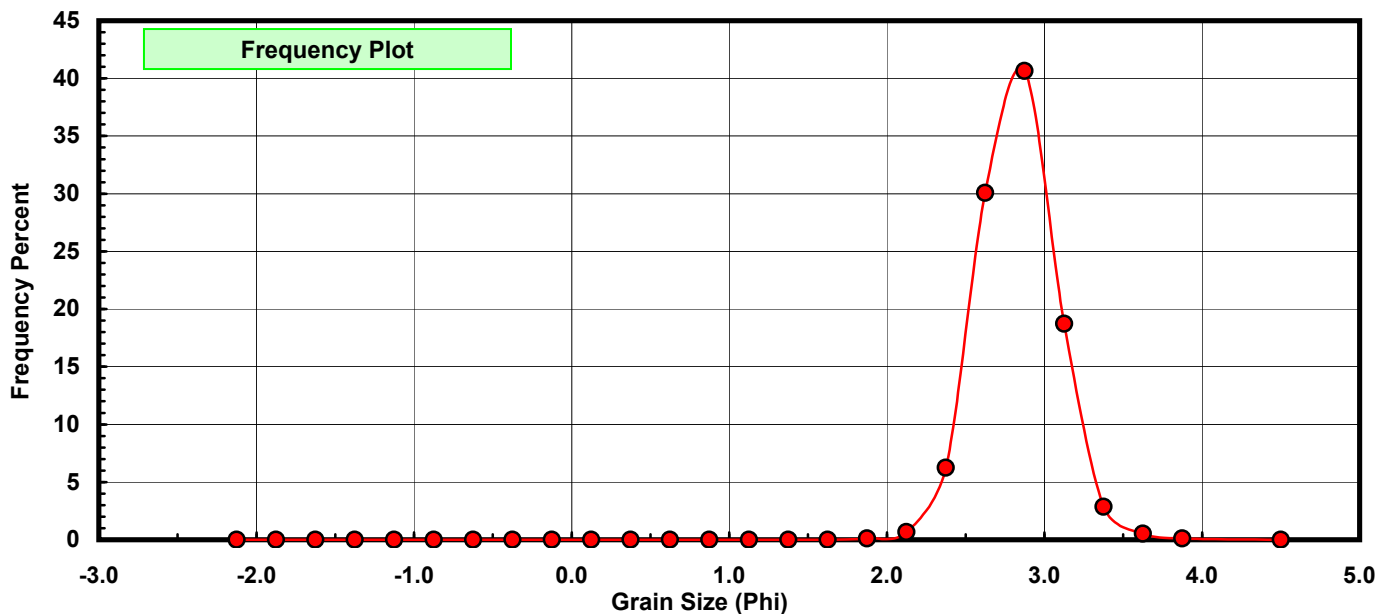
Sieve Size (phi)	Sieve Midpt (phi)	Weight (grams)	Freq Weight %	Cumulative Weight %
-2.00	-2.125	0.000	0.000	0.000
-1.75	-1.875	0.000	0.000	0.000
-1.50	-1.625	0.000	0.000	0.000
-1.25	-1.375	0.000	0.000	0.000
-1.00	-1.125	0.000	0.000	0.000
-0.75	-0.875	0.000	0.000	0.000
-0.50	-0.625	0.000	0.000	0.000
-0.25	-0.375	0.000	0.000	0.000
0.00	-0.125	0.000	0.000	0.000
0.25	0.125	0.005	0.010	0.010
0.50	0.375	0.004	0.008	0.018
0.75	0.625	0.004	0.008	0.026
1.00	0.875	0.005	0.010	0.037
1.25	1.125	0.005	0.010	0.047
1.50	1.375	0.002	0.004	0.051
1.75	1.625	0.001	0.002	0.053
2.00	1.875	0.049	0.099	0.152
2.25	2.125	0.325	0.659	0.811
2.50	2.375	3.076	6.240	7.051
2.75	2.625	14.824	30.071	37.123
3.00	2.875	20.035	40.642	77.765
3.25	3.125	9.236	18.736	96.501
3.50	3.375	1.411	2.862	99.363
3.75	3.625	0.256	0.519	99.882
4.00	3.875	0.053	0.108	99.990
5.00	4.500	0.005	0.010	100.000

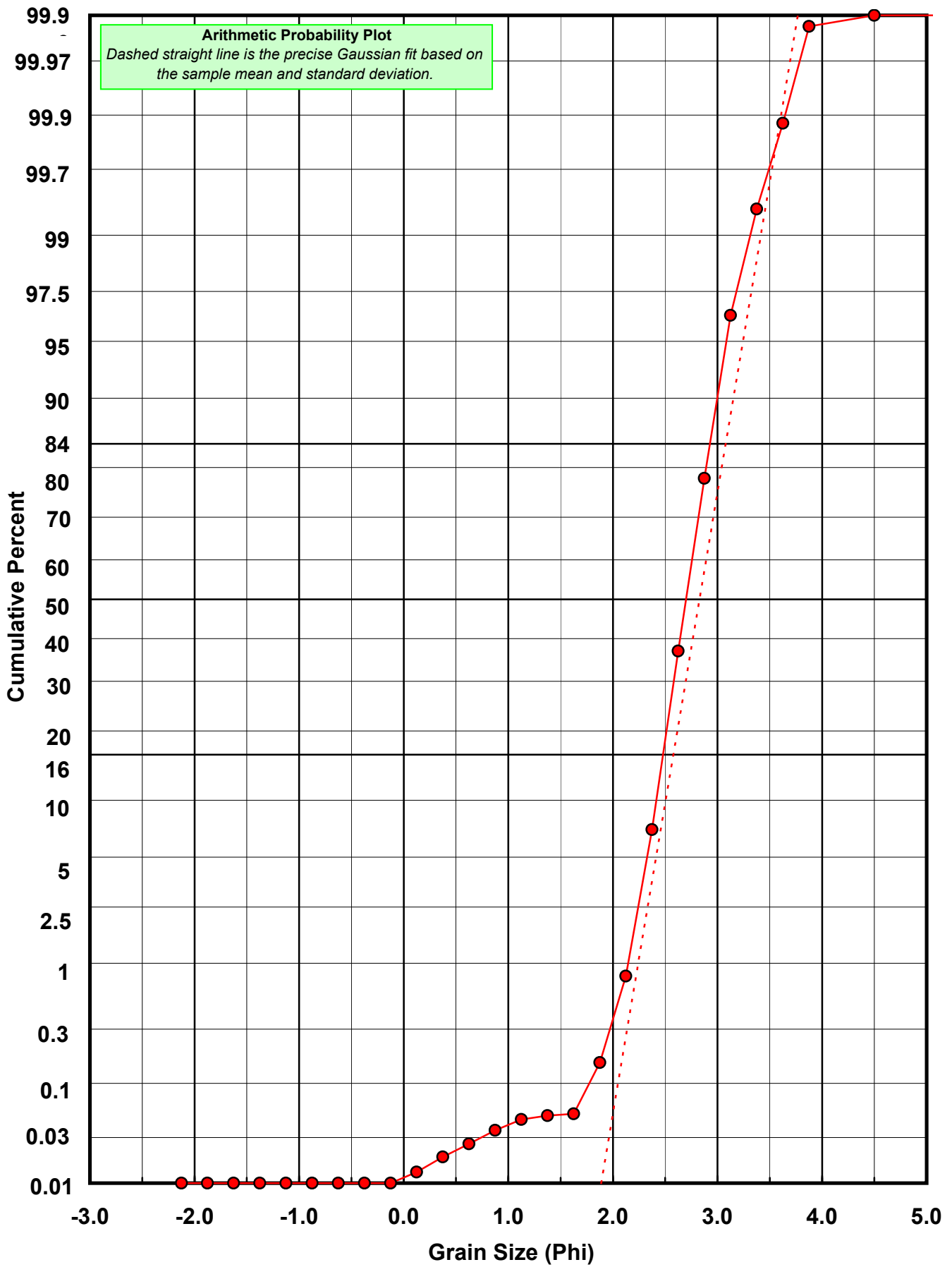
Statistical Results			
Mean:	2.8278	phi	(0.1408 mm)
Standard Dev:	0.2526	phi-units	(0.8394 mm)
Skewness:	-0.1867	dimensionless	
Kurtosis:	6.6619	dimensionless	
5th Moment:	-27.4805	dimensionless	
6th Moment:	325.8592	dimensionless	
RARD *	0.0893	dimensionless	
Median	2.7042	phi	(0.1534 mm)

* RARD = reciprocal absolute relative dispersion (see below)

Statistical Explanation	
Calculations based on the Method of Moments	
Skewness: 3rd Stand. Moment; Exact Gaussian = 0.0	
Kurtosis: 4th Stand. Moment; Exact Gaussian = 3.0	
For Further Explanation, See Calculation Sheets	
Millimeter data calculated by $mm = 2^{(-\phi)}$	

Reciprocal Absolute Relative Dispersion (RARD) Scale	
< 0.5	Excellent homogeneity (e.g., beaches)
0.5 to 1.0	Good homogeneity
1.0 to 1.33	Fair homogeneity
> 1.33	Poor homogeneity (e.g., glacial)





Carbonate Grain Size Distribution

Onshore Grab Sample

Sample: SJ-38-MB

Total Carbonate Mass: 3.598 grams

% Carbonate: 1.5 %

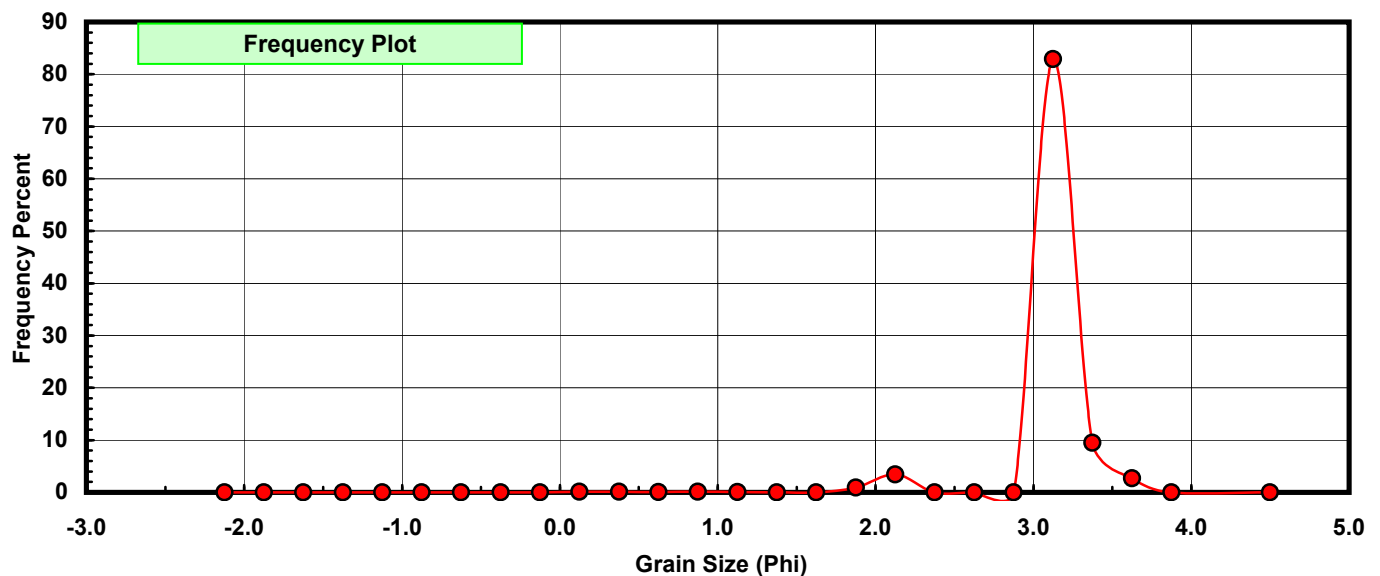
Sieve Size (phi)	Sieve Midpt (phi)	Weight (grams)	Freq Weight %	Cumulative Weight %
-2.00	-2.125	0.000	0.000	0.000
-1.75	-1.875	0.000	0.000	0.000
-1.50	-1.625	0.000	0.000	0.000
-1.25	-1.375	0.000	0.000	0.000
-1.00	-1.125	0.000	0.000	0.000
-0.75	-0.875	0.000	0.000	0.000
-0.50	-0.625	0.000	0.000	0.000
-0.25	-0.375	0.000	0.000	0.000
0.00	-0.125	0.000	0.000	0.000
0.25	0.125	0.005	0.139	0.139
0.50	0.375	0.004	0.111	0.250
0.75	0.625	0.002	0.056	0.306
1.00	0.875	0.004	0.111	0.417
1.25	1.125	0.002	0.056	0.472
1.50	1.375	0.001	0.028	0.500
1.75	1.625	0.000	0.000	0.500
2.00	1.875	0.033	0.917	1.417
2.25	2.125	0.124	3.446	4.864
2.50	2.375	0.000	0.000	4.864
2.75	2.625	0.000	0.000	4.864
3.00	2.875	0.000	0.000	4.864
3.25	3.125	2.983	82.907	87.771
3.50	3.375	0.342	9.505	97.276
3.75	3.625	0.098	2.724	100.000
4.00	3.875	0.000	0.000	100.000
5.00	4.500	0.000	0.000	100.000

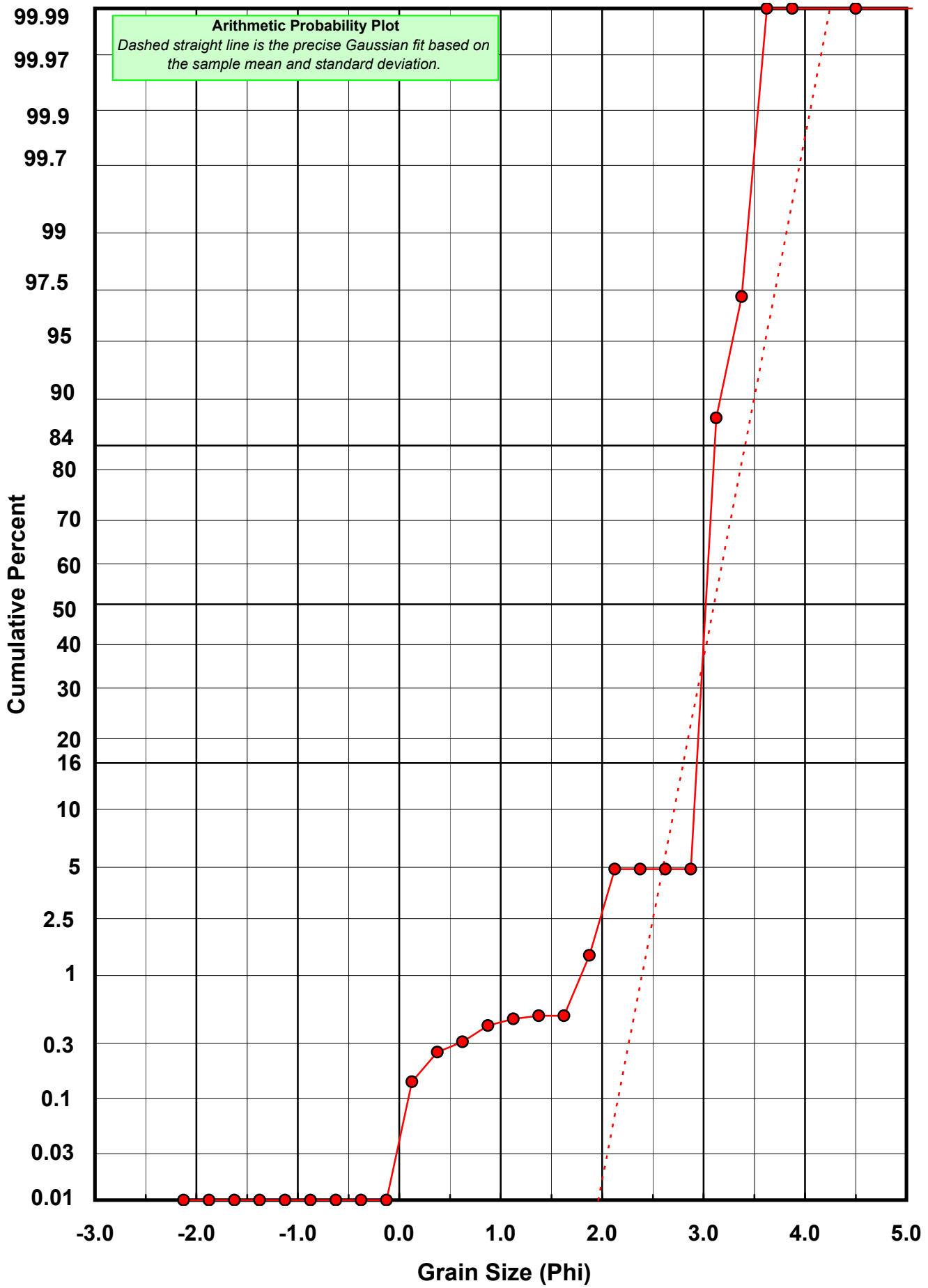
Statistical Results			
Mean:	3.1037	phi	(0.1163 mm)
Standard Dev:	0.3069	phi-units	(0.8084 mm)
Skewness:	-4.4767	dimensionless	
Kurtosis:	32.1871	dimensionless	
5th Moment:	-251.1962	dimensionless	
6th Moment:	2152.2186	dimensionless	
RARD *	0.0989	dimensionless	
Median	3.0111	phi	(0.124 mm)

* RARD = reciprocal absolute relative dispersion (see below)

Statistical Explanation	
Calculations based on the Method of Moments	
Skewness: 3rd Stand. Moment; Exact Gaussian = 0.0	
Kurtosis: 4th Stand. Moment; Exact Gaussian = 3.0	
For Further Explanation, See Calculation Sheets	
Millimeter data calculated by $mm = 2^{(-phi)}$	

Reciprocal Absolute Relative Dispersion (RARD) Scale	
< 0.5	Excellent homogeneity (e.g., beaches)
0.5 to 1.0	Good homogeneity
1.0 to 1.33	Fair homogeneity
> 1.33	Poor homogeneity (e.g., glacial)





Post-Digestion Grain Size Distribution

Onshore Grab Sample

Sample: SJ-38-MB

Total Digested Mass: 48.564 grams

% Silica: 98.5 %

Sieve Size (phi)	Sieve Midpt (phi)	Weight (grams)	Freq Weight %	Cumulative Weight %
-2.00	-2.125	0.000	0.000	0.000
-1.75	-1.875	0.000	0.000	0.000
-1.50	-1.625	0.000	0.000	0.000
-1.25	-1.375	0.000	0.000	0.000
-1.00	-1.125	0.000	0.000	0.000
-0.75	-0.875	0.000	0.000	0.000
-0.50	-0.625	0.000	0.000	0.000
-0.25	-0.375	0.000	0.000	0.000
0.00	-0.125	0.000	0.000	0.000
0.25	0.125	0.000	0.000	0.000
0.50	0.375	0.000	0.000	0.000
0.75	0.625	0.002	0.004	0.004
1.00	0.875	0.001	0.002	0.006
1.25	1.125	0.003	0.006	0.012
1.50	1.375	0.001	0.002	0.014
1.75	1.625	0.001	0.002	0.016
2.00	1.875	0.016	0.033	0.049
2.25	2.125	0.201	0.414	0.463
2.50	2.375	3.232	6.655	7.118
2.75	2.625	17.535	36.107	43.225
3.00	2.875	20.036	41.257	84.482
3.25	3.125	6.253	12.876	97.358
3.50	3.375	1.069	2.201	99.559
3.75	3.625	0.158	0.325	99.885
4.00	3.875	0.056	0.115	100.000
5.00	4.500	0.000	0.000	100.000

Statistical Results			
Mean:	2.7945	phi	(0.1441 mm)
Standard Dev:	0.2315	phi-units	(0.8518 mm)
Skewness:	0.2775	dimensionless	
Kurtosis:	4.4075	dimensionless	
5th Moment:	-0.3476	dimensionless	
6th Moment:	77.9211	dimensionless	
RARD *	0.0828	dimensionless	
Median	2.6661	phi	(0.1576 mm)

* RARD = reciprocal absolute relative dispersion (see below)

Statistical Explanation
Calculations based on the Method of Moments
Skewness: 3rd Stand. Moment; Exact Gaussian = 0.0
Kurtosis: 4th Stand. Moment; Exact Gaussian = 3.0
For Further Explanation, See Calculation Sheets
Millimeter data calculated by $mm = 2^{(-phi)}$

Reciprocal Absolute Relative Dispersion (RARD) Scale	
< 0.5	Excellent homogeneity (e.g., beaches)
0.5 to 1.0	Good homogeneity
1.0 to 1.33	Fair homogeneity
> 1.33	Poor homogeneity (e.g., glacial)

