

Onshore Grab Sample

Sample: SJ-35-SS
Sample Taken By: J. Ladner
Sample Collected On: 12/1/03
Splits? N/A

County: St. Johns
Latitude: 29° 46' 49.2"
Longitude: 81° 15' 16.5"
Datum: WGS 84
Surf. Elev: N/A
Datum: N/A

Fine Data Summary

Total Sample Weight 73.647 grams
Total Fines in Sample 0.271 grams
Total Percent Fines 0.37 %

Dry Sieving Summary

Total Sample Weight 73.441 grams
Total Digested Weight 72.198 grams
Total Carbonate Weight 1.243 grams
Total Silica % 98.31 %
Total Carbonate % 1.69 %
Carbonate/Silica Ratio 0.017

General Comments:

None

Description

Worked By: M. Lachance

Pre-Digestion Grain Size Distribution

Onshore Grab Sample

Sample: SJ-35-SS

Total Sample Mass: 73.441 grams

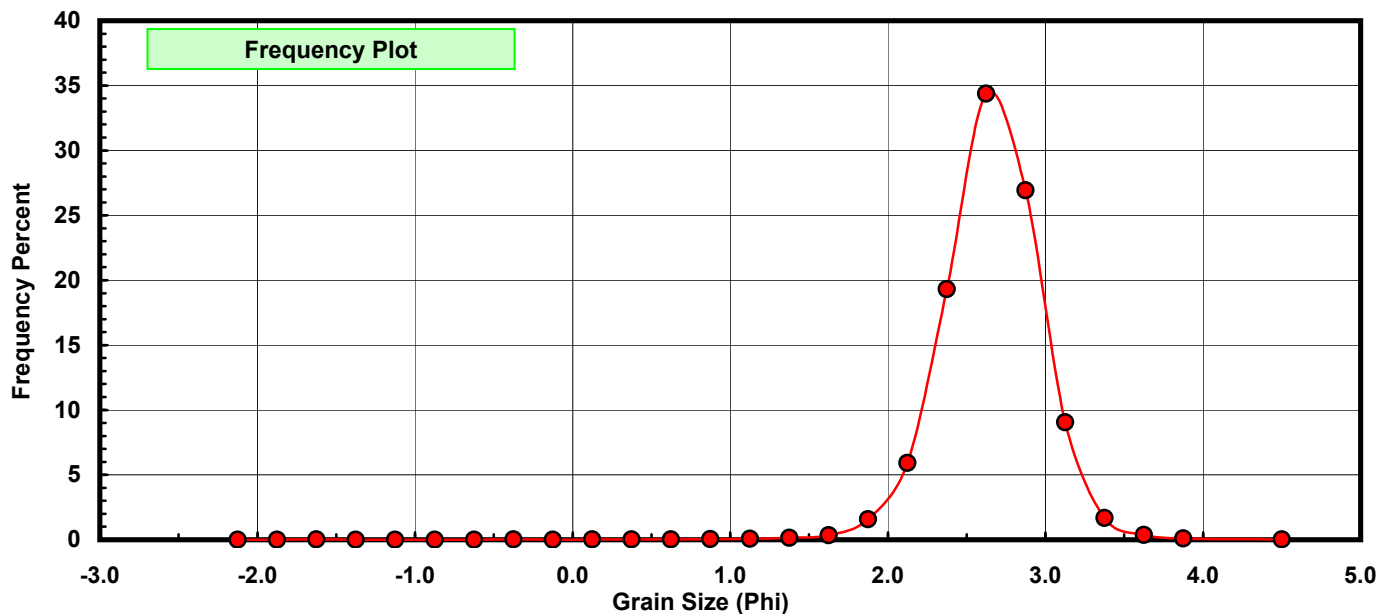
Sieve Size (phi)	Sieve Midpt (phi)	Weight (grams)	Freq Weight %	Cumulative Weight %
-2.00	-2.125	0.000	0.000	0.000
-1.75	-1.875	0.000	0.000	0.000
-1.50	-1.625	0.013	0.018	0.018
-1.25	-1.375	0.000	0.000	0.018
-1.00	-1.125	0.000	0.000	0.018
-0.75	-0.875	0.009	0.012	0.030
-0.50	-0.625	0.000	0.000	0.030
-0.25	-0.375	0.010	0.014	0.044
0.00	-0.125	0.006	0.008	0.052
0.25	0.125	0.012	0.016	0.068
0.50	0.375	0.022	0.030	0.098
0.75	0.625	0.013	0.018	0.116
1.00	0.875	0.039	0.053	0.169
1.25	1.125	0.050	0.068	0.237
1.50	1.375	0.107	0.146	0.383
1.75	1.625	0.247	0.336	0.719
2.00	1.875	1.159	1.578	2.297
2.25	2.125	4.339	5.908	8.205
2.50	2.375	14.183	19.312	27.517
2.75	2.625	25.238	34.365	61.882
3.00	2.875	19.775	26.926	88.809
3.25	3.125	6.651	9.056	97.865
3.50	3.375	1.223	1.665	99.530
3.75	3.625	0.264	0.359	99.890
4.00	3.875	0.067	0.091	99.981
5.00	4.500	0.014	0.019	100.000

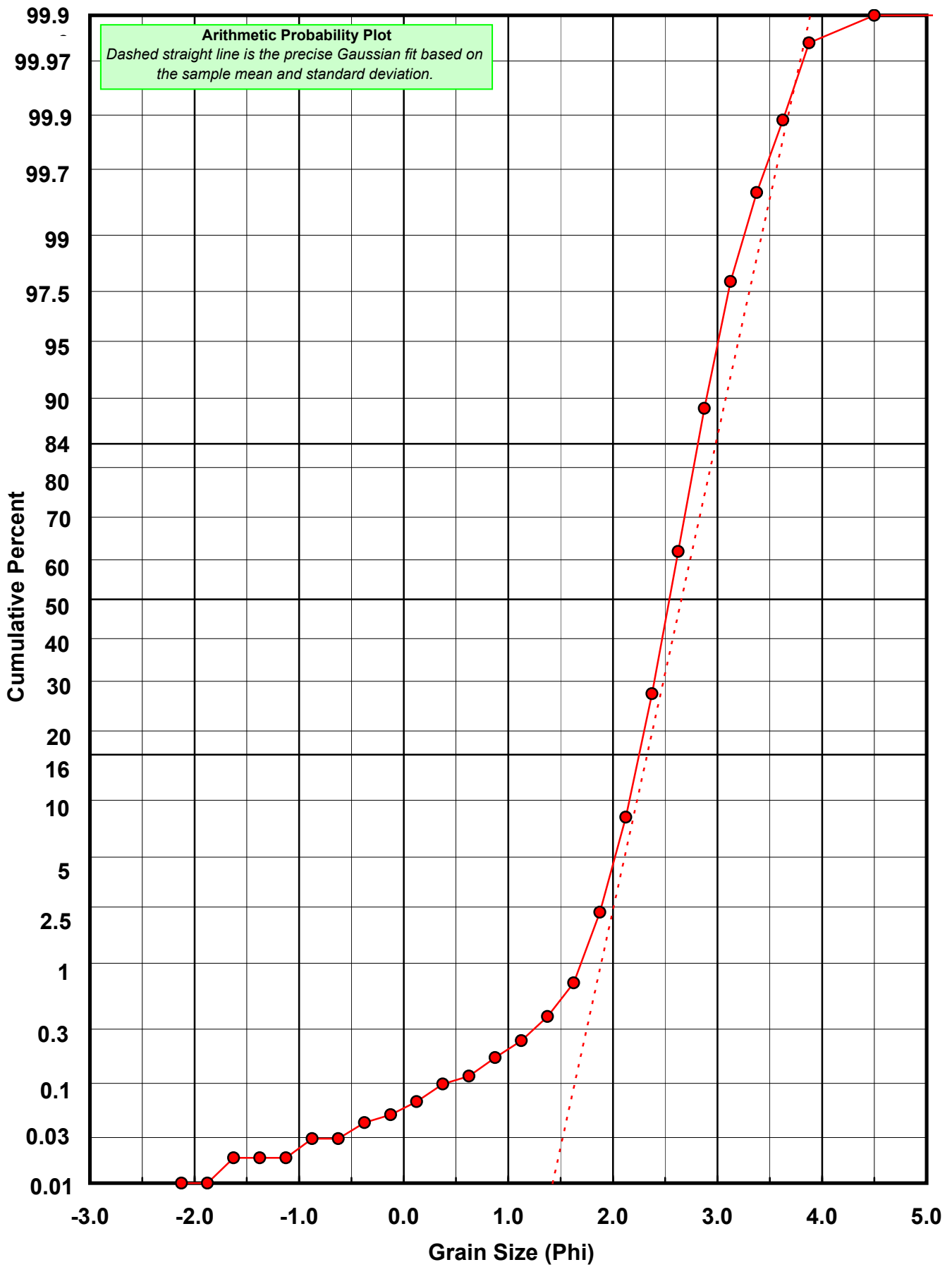
Statistical Results			
Mean:	2.6551	phi	(0.1588 mm)
Standard Dev:	0.3308	phi-units	(0.7951 mm)
Skewness:	-1.1376	dimensionless	
Kurtosis:	13.3799	dimensionless	
5th Moment:	-109.5151	dimensionless	
6th Moment:	1256.8939	dimensionless	
RARD *	0.1246	dimensionless	
Median	2.5386	phi	(0.1721 mm)

* RARD = reciprocal absolute relative dispersion (see below)

Statistical Explanation	
Calculations based on the Method of Moments	
Skewness: 3rd Stand. Moment; Exact Gaussian = 0.0	
Kurtosis: 4th Stand. Moment; Exact Gaussian = 3.0	
For Further Explanation, See Calculation Sheets	
Millimeter data calculated by $mm = 2^{(-phi)}$	

Reciprocal Absolute Relative Dispersion (RARD) Scale	
< 0.5	Excellent homogeneity (e.g., beaches)
0.5 to 1.0	Good homogeneity
1.0 to 1.33	Fair homogeneity
> 1.33	Poor homogeneity (e.g., glacial)





Carbonate Grain Size Distribution

Onshore Grab Sample

Sample: SJ-35-SS

Total Carbonate Mass: 2.442 grams

% Carbonate: 1.7 %

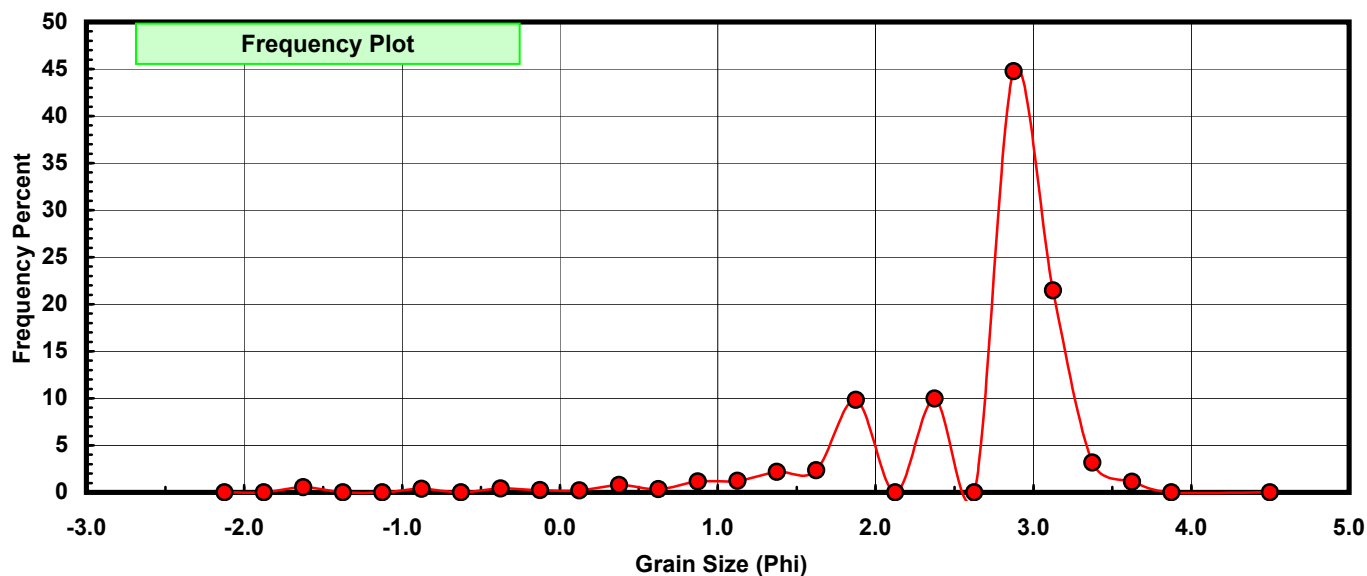
Sieve Size (phi)	Sieve Midpt (phi)	Weight (grams)	Freq Weight %	Cumulative Weight %
-2.00	-2.125	0.000	0.000	0.000
-1.75	-1.875	0.000	0.000	0.000
-1.50	-1.625	0.013	0.532	0.532
-1.25	-1.375	0.000	0.000	0.532
-1.00	-1.125	0.000	0.000	0.532
-0.75	-0.875	0.009	0.369	0.901
-0.50	-0.625	0.000	0.000	0.901
-0.25	-0.375	0.010	0.410	1.310
0.00	-0.125	0.006	0.246	1.556
0.25	0.125	0.005	0.205	1.761
0.50	0.375	0.019	0.778	2.539
0.75	0.625	0.008	0.328	2.867
1.00	0.875	0.028	1.147	4.013
1.25	1.125	0.030	1.229	5.242
1.50	1.375	0.053	2.170	7.412
1.75	1.625	0.057	2.334	9.746
2.00	1.875	0.240	9.828	19.574
2.25	2.125	0.000	0.000	19.574
2.50	2.375	0.243	9.951	29.525
2.75	2.625	0.000	0.000	29.525
3.00	2.875	1.093	44.758	74.283
3.25	3.125	0.524	21.458	95.741
3.50	3.375	0.077	3.153	98.894
3.75	3.625	0.027	1.106	100.000
4.00	3.875	0.000	0.000	100.000
5.00	4.500	0.000	0.000	100.000

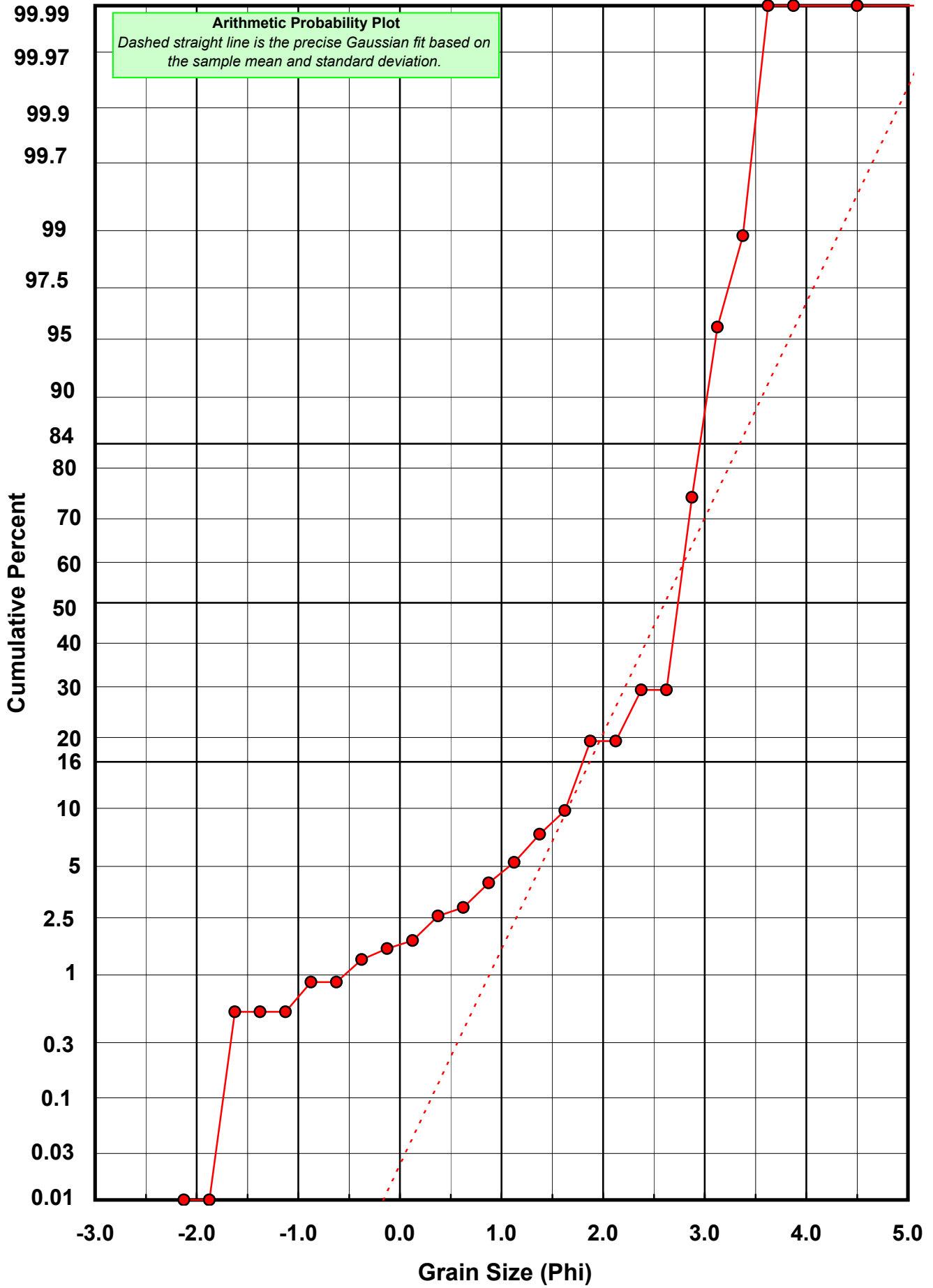
Statistical Results			
Mean:	2.6076	phi	(0.1641 mm)
Standard Dev:	0.7441	phi-units	(0.5971 mm)
Skewness:	-2.4268	dimensionless	
Kurtosis:	10.8866	dimensionless	
5th Moment:	-50.5415	dimensionless	
6th Moment:	255.1860	dimensionless	
RARD *	0.2853	dimensionless	
Median	2.7394	phi	(0.1498 mm)

* RARD = reciprocal absolute relative dispersion (see below)

Statistical Explanation	
Calculations based on the Method of Moments	
Skewness: 3rd Stand. Moment; Exact Gaussian = 0.0	
Kurtosis: 4th Stand. Moment; Exact Gaussian = 3.0	
For Further Explanation, See Calculation Sheets	
Millimeter data calculated by $mm = 2^{(-phi)}$	

Reciprocal Absolute Relative Dispersion (RARD) Scale	
< 0.5	Excellent homogeneity (e.g., beaches)
0.5 to 1.0	Good homogeneity
1.0 to 1.33	Fair homogeneity
> 1.33	Poor homogeneity (e.g., glacial)





Post-Digestion Grain Size Distribution

Onshore Grab Sample

Sample: SJ-35-SS

Total Digested Mass: 72.178 grams

% Silica: 98.3 %

Sieve Size (phi)	Sieve Midpt (phi)	Weight (grams)	Freq Weight %	Cumulative Weight %
-2.00	-2.125	0.000	0.000	0.000
-1.75	-1.875	0.000	0.000	0.000
-1.50	-1.625	0.000	0.000	0.000
-1.25	-1.375	0.000	0.000	0.000
-1.00	-1.125	0.000	0.000	0.000
-0.75	-0.875	0.000	0.000	0.000
-0.50	-0.625	0.000	0.000	0.000
-0.25	-0.375	0.000	0.000	0.000
0.00	-0.125	0.000	0.000	0.000
0.25	0.125	0.007	0.010	0.010
0.50	0.375	0.003	0.004	0.014
0.75	0.625	0.005	0.007	0.021
1.00	0.875	0.011	0.015	0.036
1.25	1.125	0.020	0.028	0.064
1.50	1.375	0.054	0.075	0.139
1.75	1.625	0.190	0.263	0.402
2.00	1.875	0.919	1.273	1.675
2.25	2.125	4.391	6.084	7.759
2.50	2.375	13.940	19.313	27.072
2.75	2.625	26.378	36.546	63.618
3.00	2.875	18.682	25.883	89.501
3.25	3.125	6.127	8.489	97.990
3.50	3.375	1.146	1.588	99.577
3.75	3.625	0.237	0.328	99.906
4.00	3.875	0.068	0.094	100.000
5.00	4.500	0.000	0.000	100.000

Statistical Results			
Mean:	2.6555	phi	(0.1587 mm)
Standard Dev:	0.3031	phi-units	(0.8105 mm)
Skewness:	-0.2271	dimensionless	
Kurtosis:	4.6895	dimensionless	
5th Moment:	-8.6501	dimensionless	
6th Moment:	84.1849	dimensionless	
RARD *	0.1141	dimensionless	
Median	2.5318	phi	(0.1729 mm)

* RARD = reciprocal absolute relative dispersion (see below)

Statistical Explanation	
Calculations based on the Method of Moments	
Skewness: 3rd Stand. Moment; Exact Gaussian = 0.0	
Kurtosis: 4th Stand. Moment; Exact Gaussian = 3.0	
For Further Explanation, See Calculation Sheets	
Millimeter data calculated by $mm = 2^{(-phi)}$	

Reciprocal Absolute Relative Dispersion (RARD) Scale	
< 0.5	Excellent homogeneity (e.g., beaches)
0.5 to 1.0	Good homogeneity
1.0 to 1.33	Fair homogeneity
> 1.33	Poor homogeneity (e.g., glacial)

