

Onshore Grab Sample

Sample: SJ-34-MB
Sample Taken By: J. Ladner
Sample Collected On: 12/1/03
Splits? N/A

County: St. Johns
Latitude: 29° 47' 36.4"
Longitude: 81° 15' 29.9"
Datum: WGS 84
Surf. Elev: N/A
Datum: N/A

Fine Data Summary

Total Sample Weight 57.125 grams
Total Fines in Sample 0.365 grams
Total Percent Fines 0.63 %

Dry Sieving Summary

Total Sample Weight 56.773 grams
Total Digested Weight 55.547 grams
Total Carbonate Weight 1.226 grams
Total Silica % 97.84 %
Total Carbonate % 2.16 %
Carbonate/Silica Ratio 0.022

General Comments:

None

Description

Worked By: M. Lachance

Pre-Digestion Grain Size Distribution

Onshore Grab Sample

Sample: SJ-34-MB

Total Sample Mass: 56.773 grams

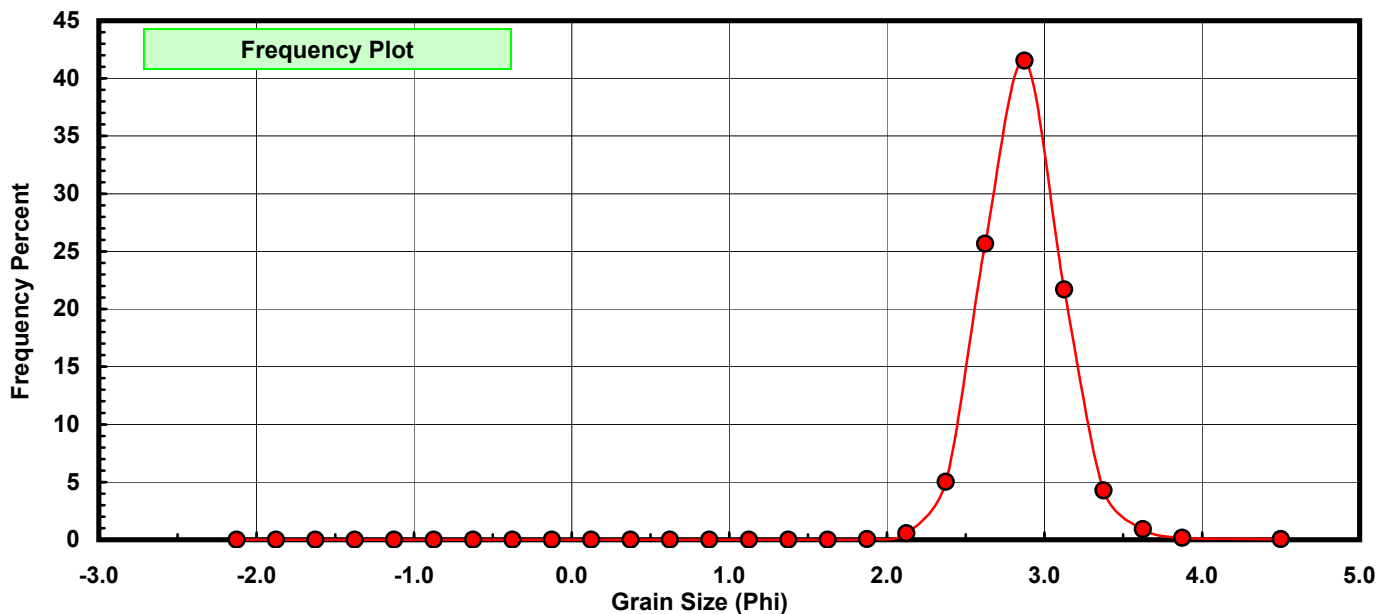
Sieve Size (phi)	Sieve Midpt (phi)	Weight (grams)	Freq Weight %	Cumulative Weight %
-2.00	-2.125	0.000	0.000	0.000
-1.75	-1.875	0.000	0.000	0.000
-1.50	-1.625	0.000	0.000	0.000
-1.25	-1.375	0.000	0.000	0.000
-1.00	-1.125	0.000	0.000	0.000
-0.75	-0.875	0.000	0.000	0.000
-0.50	-0.625	0.000	0.000	0.000
-0.25	-0.375	0.000	0.000	0.000
0.00	-0.125	0.000	0.000	0.000
0.25	0.125	0.005	0.009	0.009
0.50	0.375	0.003	0.005	0.014
0.75	0.625	0.002	0.004	0.018
1.00	0.875	0.003	0.005	0.023
1.25	1.125	0.003	0.005	0.028
1.50	1.375	0.002	0.004	0.032
1.75	1.625	0.003	0.005	0.037
2.00	1.875	0.034	0.060	0.097
2.25	2.125	0.318	0.560	0.657
2.50	2.375	2.853	5.025	5.682
2.75	2.625	14.573	25.669	31.351
3.00	2.875	23.585	41.543	72.894
3.25	3.125	12.316	21.693	94.587
3.50	3.375	2.429	4.278	98.866
3.75	3.625	0.516	0.909	99.775
4.00	3.875	0.102	0.180	99.954
5.00	4.500	0.026	0.046	100.000

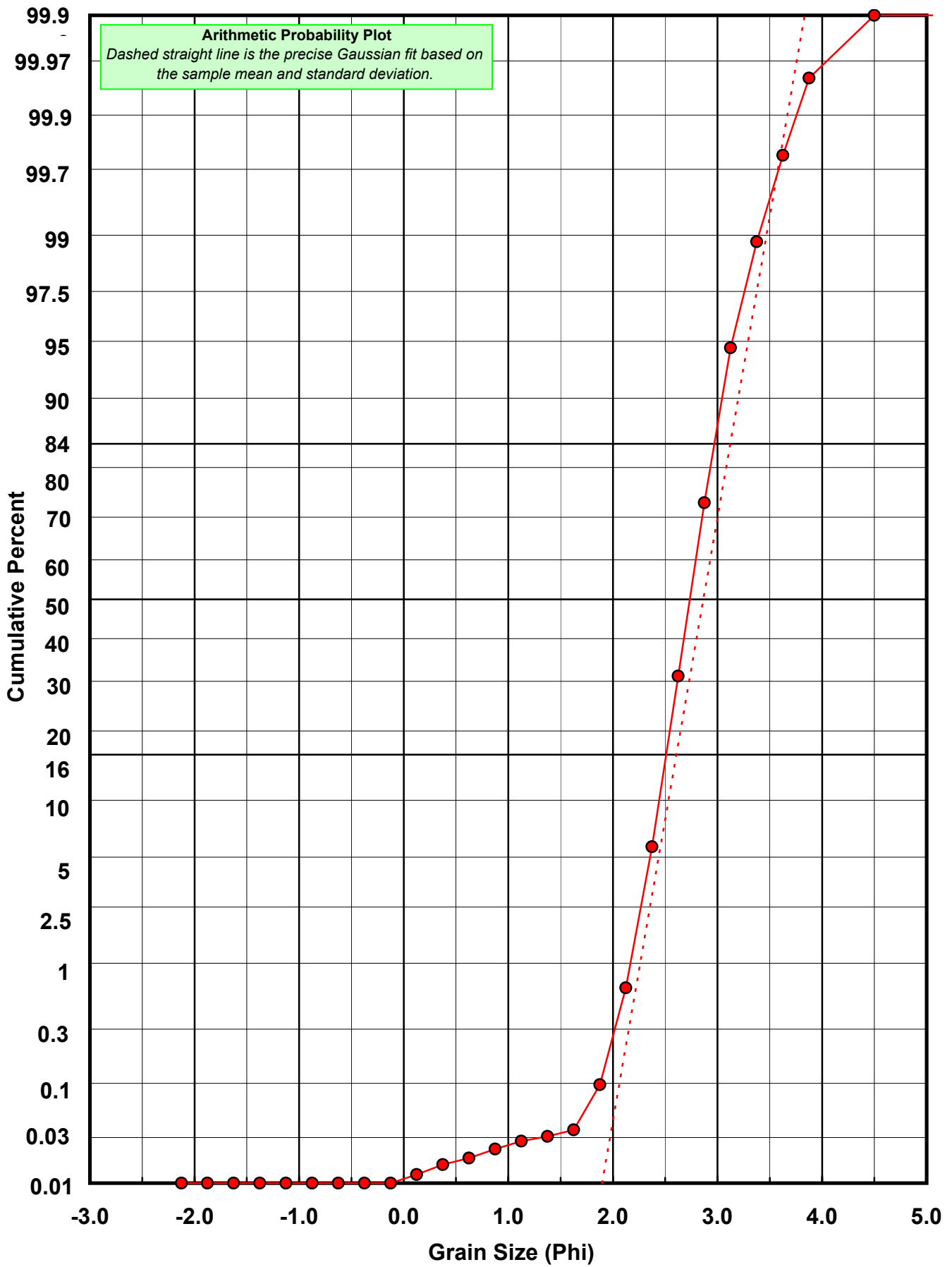
Statistical Results			
Mean:	2.8651	phi	(0.1373 mm)
Standard Dev:	0.2599	phi-units	(0.8352 mm)
Skewness:	0.0616	dimensionless	
Kurtosis:	6.1512	dimensionless	
5th Moment:	-13.5081	dimensionless	
6th Moment:	248.2489	dimensionless	
RARD *	0.0907	dimensionless	
Median	2.7372	phi	(0.15 mm)

* RARD = reciprocal absolute relative dispersion (see below)

Statistical Explanation	
Calculations based on the Method of Moments	
Skewness: 3rd Stand. Moment; Exact Gaussian = 0.0	
Kurtosis: 4th Stand. Moment; Exact Gaussian = 3.0	
For Further Explanation, See Calculation Sheets	
Millimeter data calculated by $mm = 2^{(-\phi)}$	

Reciprocal Absolute Relative Dispersion (RARD) Scale	
< 0.5	Excellent homogeneity (e.g., beaches)
0.5 to 1.0	Good homogeneity
1.0 to 1.33	Fair homogeneity
> 1.33	Poor homogeneity (e.g., glacial)





Carbonate Grain Size Distribution

Onshore Grab Sample

Sample: SJ-34-MB

Total Carbonate Mass: 2.813 grams

% Carbonate: 2.2 %

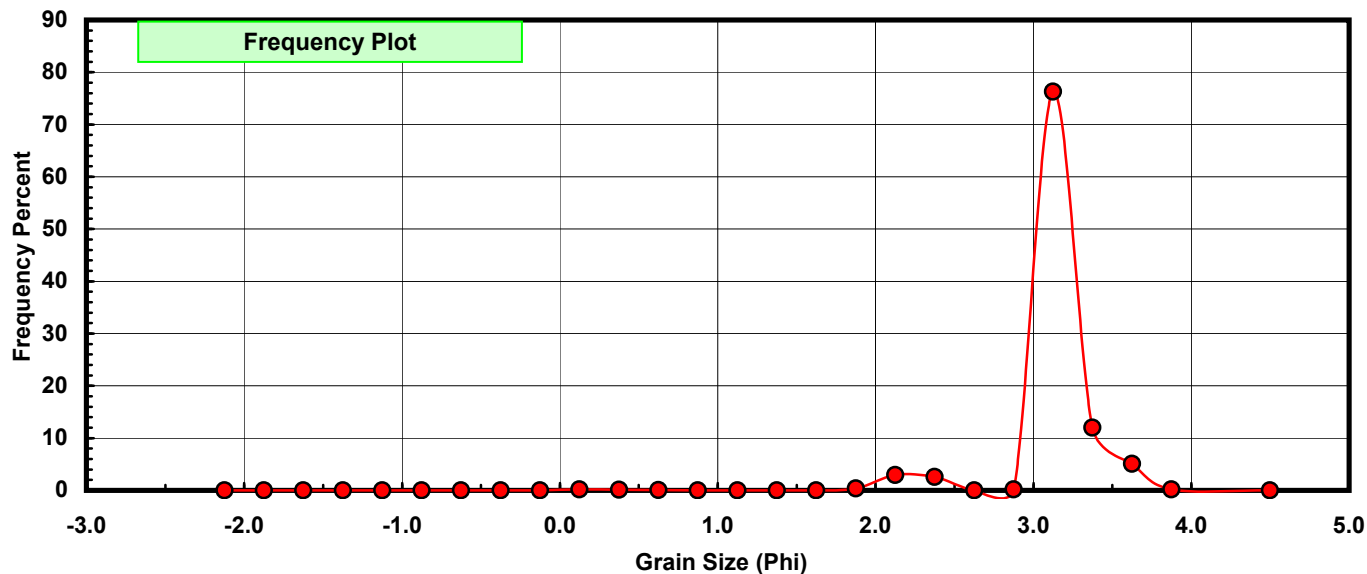
Sieve Size (phi)	Sieve Midpt (phi)	Weight (grams)	Freq Weight %	Cumulative Weight %
-2.00	-2.125	0.000	0.000	0.000
-1.75	-1.875	0.000	0.000	0.000
-1.50	-1.625	0.000	0.000	0.000
-1.25	-1.375	0.000	0.000	0.000
-1.00	-1.125	0.000	0.000	0.000
-0.75	-0.875	0.000	0.000	0.000
-0.50	-0.625	0.000	0.000	0.000
-0.25	-0.375	0.000	0.000	0.000
0.00	-0.125	0.000	0.000	0.000
0.25	0.125	0.005	0.178	0.178
0.50	0.375	0.003	0.107	0.284
0.75	0.625	0.002	0.071	0.355
1.00	0.875	0.000	0.000	0.355
1.25	1.125	0.000	0.000	0.355
1.50	1.375	0.000	0.000	0.355
1.75	1.625	0.000	0.000	0.355
2.00	1.875	0.011	0.391	0.747
2.25	2.125	0.082	2.915	3.662
2.50	2.375	0.073	2.595	6.257
2.75	2.625	0.000	0.000	6.257
3.00	2.875	0.005	0.178	6.434
3.25	3.125	2.146	76.289	82.723
3.50	3.375	0.338	12.016	94.739
3.75	3.625	0.143	5.084	99.822
4.00	3.875	0.005	0.178	100.000
5.00	4.500	0.000	0.000	100.000

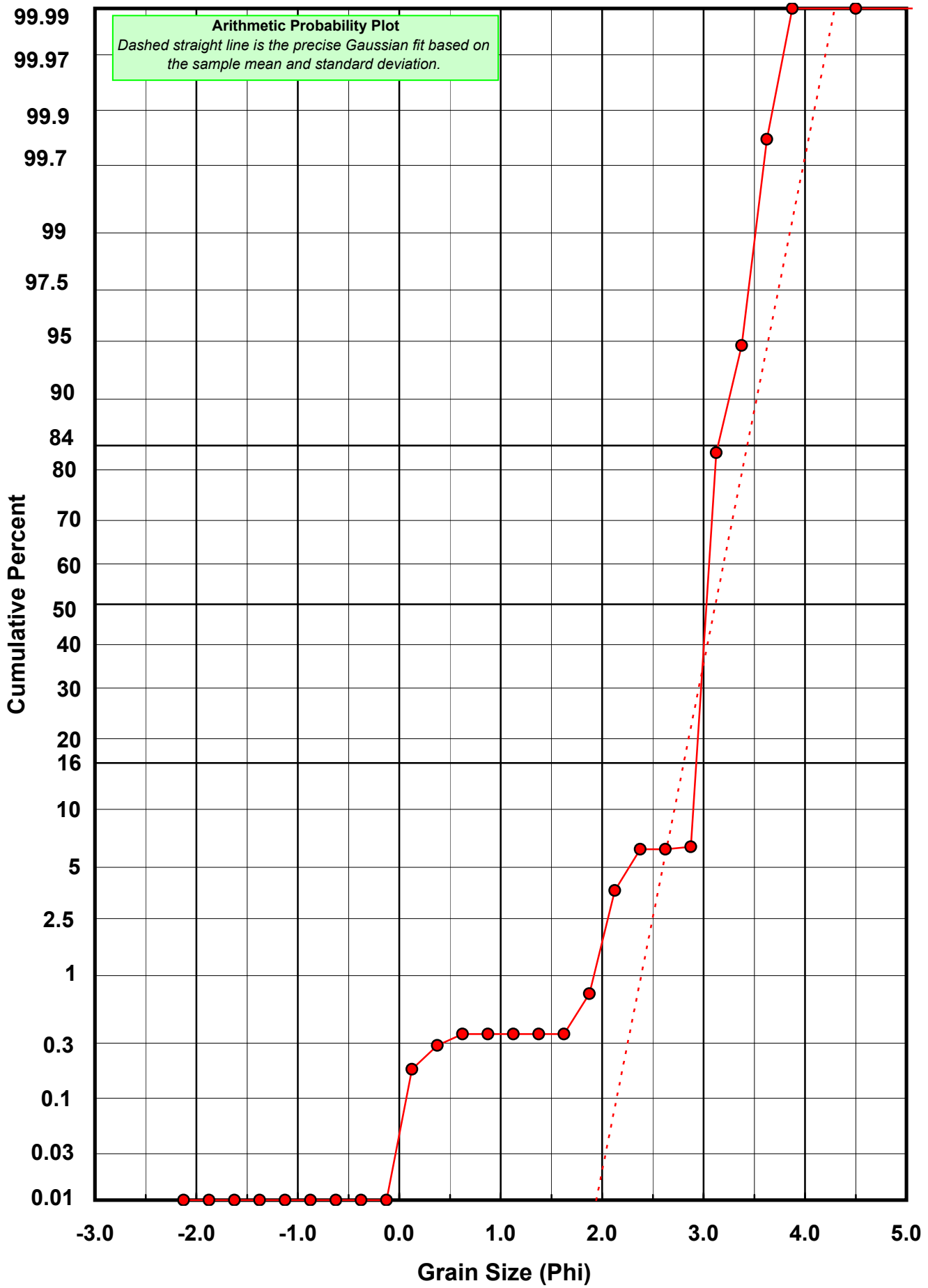
Statistical Results			
Mean:	3.1178	phi	(0.1152 mm)
Standard Dev:	0.3157	phi-units	(0.8035 mm)
Skewness:	-3.7488	dimensionless	
Kurtosis:	28.2460	dimensionless	
5th Moment:	-224.6471	dimensionless	
6th Moment:	1970.9277	dimensionless	
RARD *	0.1012	dimensionless	
Median	3.0178	phi	(0.1235 mm)

* RARD = reciprocal absolute relative dispersion (see below)

Statistical Explanation	
Calculations based on the Method of Moments	
Skewness: 3rd Stand. Moment; Exact Gaussian = 0.0	
Kurtosis: 4th Stand. Moment; Exact Gaussian = 3.0	
For Further Explanation, See Calculation Sheets	
Millimeter data calculated by $mm = 2^{(-phi)}$	

Reciprocal Absolute Relative Dispersion (RARD) Scale	
< 0.5	Excellent homogeneity (e.g., beaches)
0.5 to 1.0	Good homogeneity
1.0 to 1.33	Fair homogeneity
> 1.33	Poor homogeneity (e.g., glacial)





Post-Digestion Grain Size Distribution

Onshore Grab Sample

Sample: SJ-34-MB

Total Digested Mass: 55.521 grams

% Silica: 97.8 %

Sieve Size (phi)	Sieve Midpt (phi)	Weight (grams)	Freq Weight %	Cumulative Weight %
-2.00	-2.125	0.000	0.000	0.000
-1.75	-1.875	0.000	0.000	0.000
-1.50	-1.625	0.000	0.000	0.000
-1.25	-1.375	0.000	0.000	0.000
-1.00	-1.125	0.000	0.000	0.000
-0.75	-0.875	0.000	0.000	0.000
-0.50	-0.625	0.000	0.000	0.000
-0.25	-0.375	0.000	0.000	0.000
0.00	-0.125	0.000	0.000	0.000
0.25	0.125	0.000	0.000	0.000
0.50	0.375	0.000	0.000	0.000
0.75	0.625	0.000	0.000	0.000
1.00	0.875	0.011	0.020	0.020
1.25	1.125	0.009	0.016	0.036
1.50	1.375	0.004	0.007	0.043
1.75	1.625	0.005	0.009	0.052
2.00	1.875	0.023	0.041	0.094
2.25	2.125	0.236	0.425	0.519
2.50	2.375	2.780	5.007	5.526
2.75	2.625	16.142	29.074	34.600
3.00	2.875	23.580	42.470	77.070
3.25	3.125	10.170	18.317	95.387
3.50	3.375	2.091	3.766	99.153
3.75	3.625	0.373	0.672	99.825
4.00	3.875	0.097	0.175	100.000
5.00	4.500	0.000	0.000	100.000

Statistical Results			
Mean:	2.8442	phi	(0.1393 mm)
Standard Dev:	0.2483	phi-units	(0.8419 mm)
Skewness:	0.1260	dimensionless	
Kurtosis:	4.8595	dimensionless	
5th Moment:	-6.0507	dimensionless	
6th Moment:	99.1826	dimensionless	
RARD *	0.0873	dimensionless	
Median	2.7157	phi	(0.1522 mm)

* RARD = reciprocal absolute relative dispersion (see below)

Statistical Explanation
Calculations based on the Method of Moments
Skewness: 3rd Stand. Moment; Exact Gaussian = 0.0
Kurtosis: 4th Stand. Moment; Exact Gaussian = 3.0
For Further Explanation, See Calculation Sheets
Millimeter data calculated by $mm = 2^{(-phi)}$

Reciprocal Absolute Relative Dispersion (RARD) Scale	
< 0.5	Excellent homogeneity (e.g., beaches)
0.5 to 1.0	Good homogeneity
1.0 to 1.33	Fair homogeneity
> 1.33	Poor homogeneity (e.g., glacial)

