

Onshore Grab Sample

Sample: SJ-32-BB
Sample Taken By: J. Ladner
Sample Collected On: 12/1/03
Splits? N/A

County: St. Johns
Latitude: 29° 49' 16.8"
Longitude: 81° 15' 47.4"
Datum: WGS 84
Surf. Elev: N/A
Datum: N/A

Fine Data Summary

Total Sample Weight 52.904 grams
Total Fines in Sample 0.097 grams
Total Percent Fines 0.18 %

Dry Sieving Summary

Total Sample Weight 52.829 grams
Total Digested Weight 52.120 grams
Total Carbonate Weight 0.709 grams
Total Silica % 98.66 %
Total Carbonate % 1.34 %
Carbonate/Silica Ratio 0.014

General Comments:

None

Description

Worked By: M. Lachance

Pre-Digestion Grain Size Distribution

Onshore Grab Sample

Sample: SJ-32-BB

Total Sample Mass: 52.829 grams

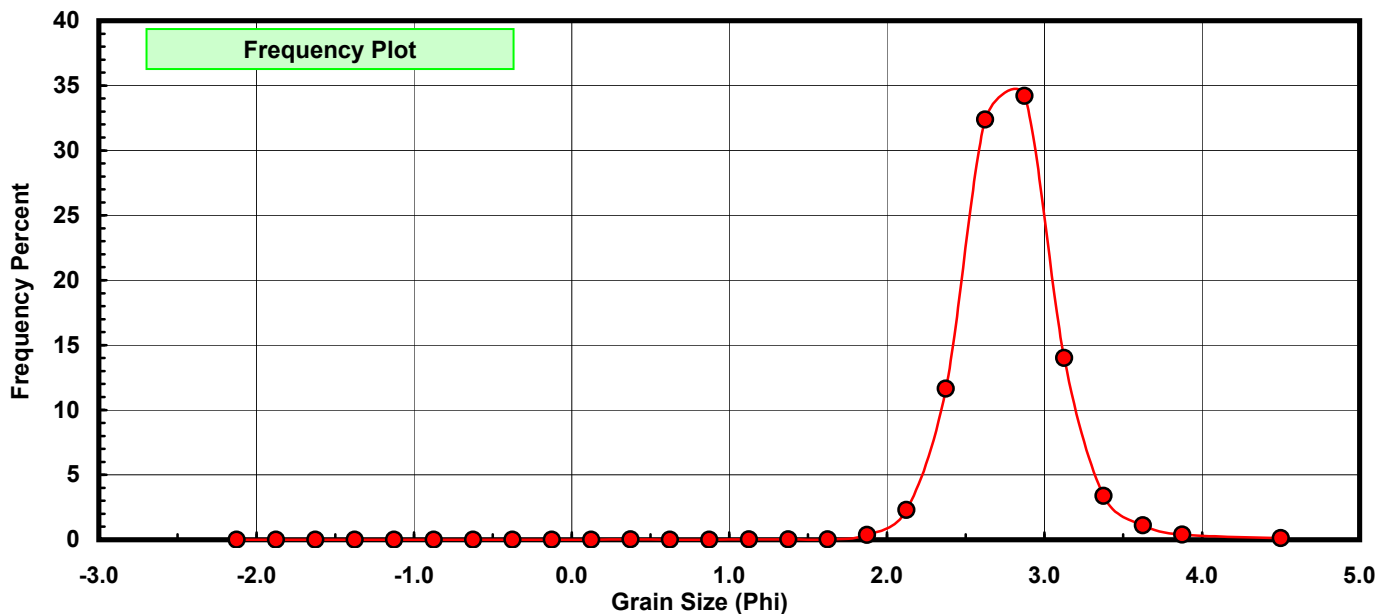
Sieve Size (phi)	Sieve Midpt (phi)	Weight (grams)	Freq Weight %	Cumulative Weight %
-2.00	-2.125	0.000	0.000	0.000
-1.75	-1.875	0.003	0.006	0.006
-1.50	-1.625	0.002	0.004	0.009
-1.25	-1.375	0.001	0.002	0.011
-1.00	-1.125	0.001	0.002	0.013
-0.75	-0.875	0.000	0.000	0.013
-0.50	-0.625	0.000	0.000	0.013
-0.25	-0.375	0.002	0.004	0.017
0.00	-0.125	0.001	0.002	0.019
0.25	0.125	0.005	0.009	0.028
0.50	0.375	0.010	0.019	0.047
0.75	0.625	0.006	0.011	0.059
1.00	0.875	0.004	0.008	0.066
1.25	1.125	0.009	0.017	0.083
1.50	1.375	0.010	0.019	0.102
1.75	1.625	0.011	0.021	0.123
2.00	1.875	0.190	0.360	0.483
2.25	2.125	1.207	2.285	2.767
2.50	2.375	6.147	11.636	14.403
2.75	2.625	17.105	32.378	46.781
3.00	2.875	18.070	34.205	80.986
3.25	3.125	7.400	14.007	94.993
3.50	3.375	1.788	3.385	98.378
3.75	3.625	0.589	1.115	99.493
4.00	3.875	0.202	0.382	99.875
5.00	4.500	0.066	0.125	100.000

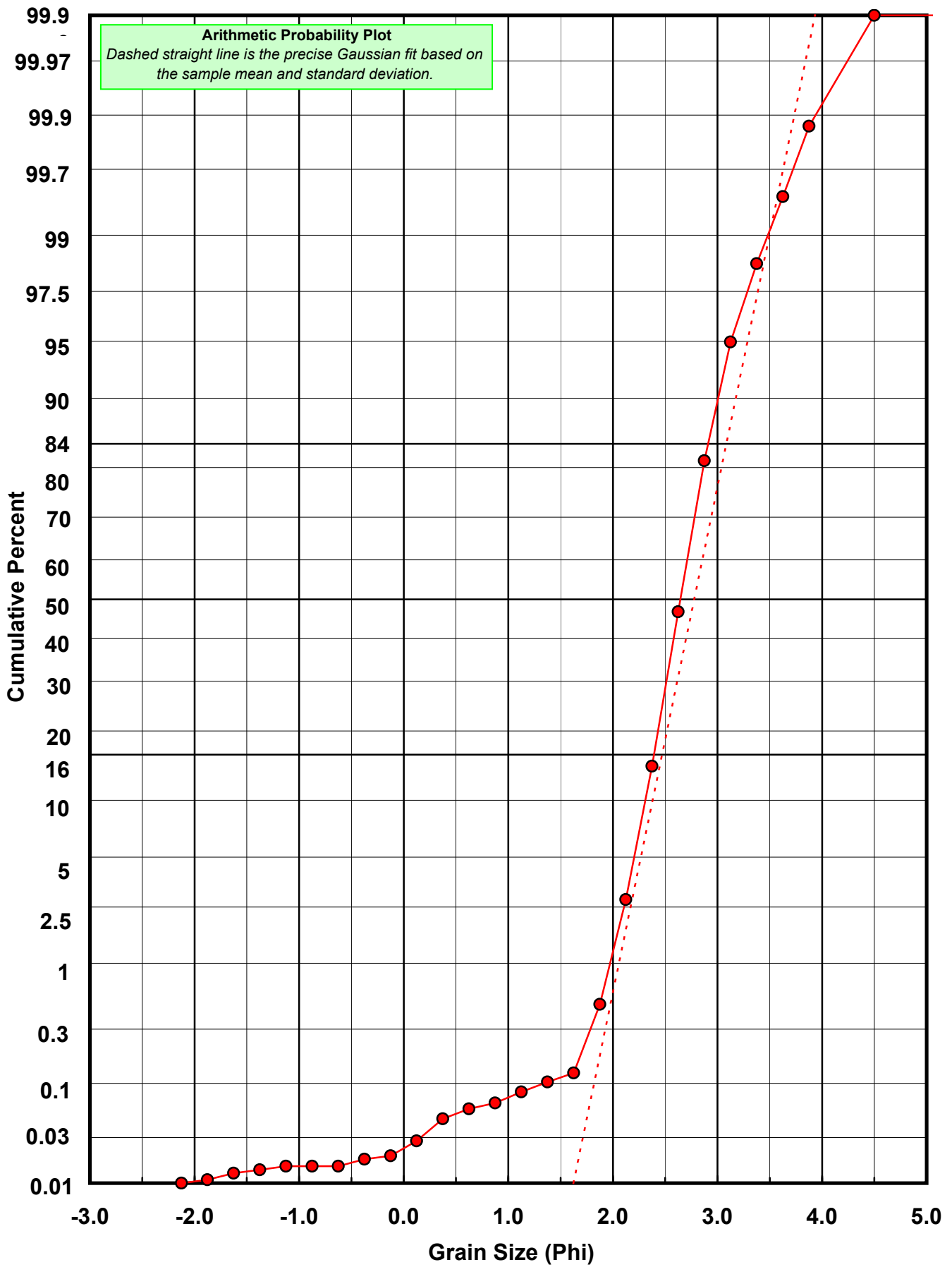
Statistical Results			
Mean:	2.7785	phi	(0.1457 mm)
Standard Dev:	0.3102	phi-units	(0.8065 mm)
Skewness:	-0.2430	dimensionless	
Kurtosis:	12.2434	dimensionless	
5th Moment:	-90.2907	dimensionless	
6th Moment:	1378.6437	dimensionless	
RARD *	0.1116	dimensionless	
Median	2.6485	phi	(0.1595 mm)

* RARD = reciprocal absolute relative dispersion (see below)

Statistical Explanation	
Calculations based on the Method of Moments	
Skewness: 3rd Stand. Moment; Exact Gaussian = 0.0	
Kurtosis: 4th Stand. Moment; Exact Gaussian = 3.0	
For Further Explanation, See Calculation Sheets	
Millimeter data calculated by $mm = 2^{(-phi)}$	

Reciprocal Absolute Relative Dispersion (RARD) Scale	
< 0.5	Excellent homogeneity (e.g., beaches)
0.5 to 1.0	Good homogeneity
1.0 to 1.33	Fair homogeneity
> 1.33	Poor homogeneity (e.g., glacial)





Carbonate Grain Size Distribution

Onshore Grab Sample

Sample: SJ-32-BB

Total Carbonate Mass: 0.913 grams

% Carbonate: 1.3 %

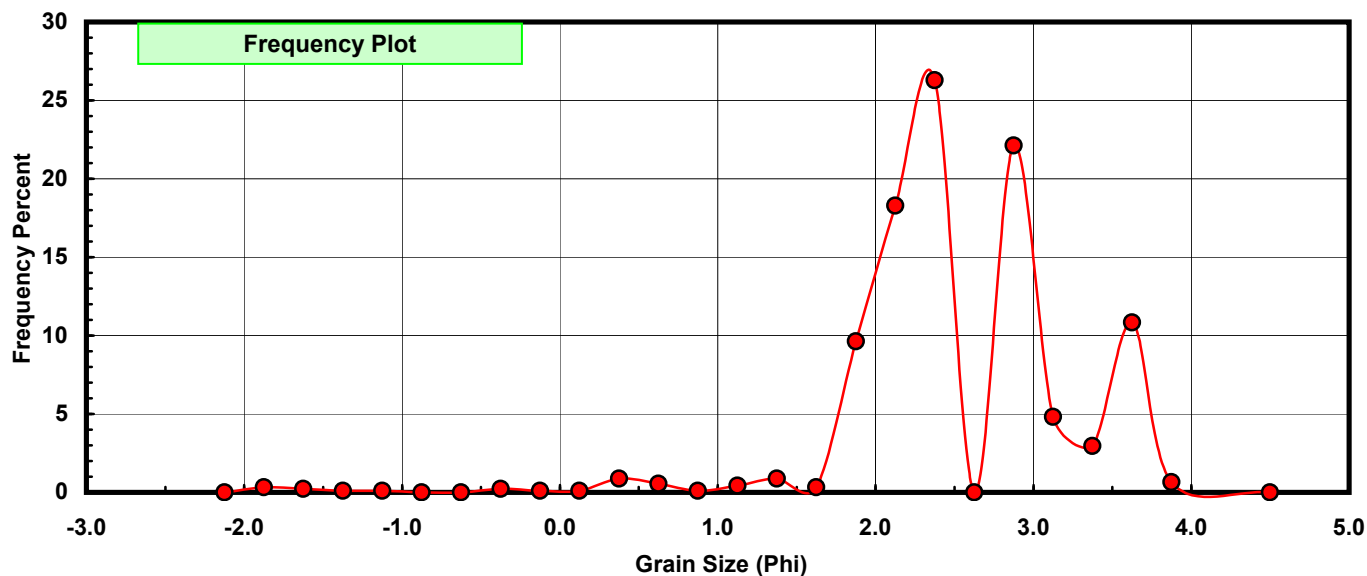
Sieve Size (phi)	Sieve Midpt (phi)	Weight (grams)	Freq Weight %	Cumulative Weight %
-2.00	-2.125	0.000	0.000	0.000
-1.75	-1.875	0.003	0.329	0.329
-1.50	-1.625	0.002	0.219	0.548
-1.25	-1.375	0.001	0.110	0.657
-1.00	-1.125	0.001	0.110	0.767
-0.75	-0.875	0.000	0.000	0.767
-0.50	-0.625	0.000	0.000	0.767
-0.25	-0.375	0.002	0.219	0.986
0.00	-0.125	0.001	0.110	1.095
0.25	0.125	0.001	0.110	1.205
0.50	0.375	0.008	0.876	2.081
0.75	0.625	0.005	0.548	2.629
1.00	0.875	0.001	0.110	2.738
1.25	1.125	0.004	0.438	3.176
1.50	1.375	0.008	0.876	4.053
1.75	1.625	0.003	0.329	4.381
2.00	1.875	0.088	9.639	14.020
2.25	2.125	0.167	18.291	32.311
2.50	2.375	0.240	26.287	58.598
2.75	2.625	0.000	0.000	58.598
3.00	2.875	0.202	22.125	80.723
3.25	3.125	0.044	4.819	85.542
3.50	3.375	0.027	2.957	88.499
3.75	3.625	0.099	10.843	99.343
4.00	3.875	0.006	0.657	100.000
5.00	4.500	0.000	0.000	100.000

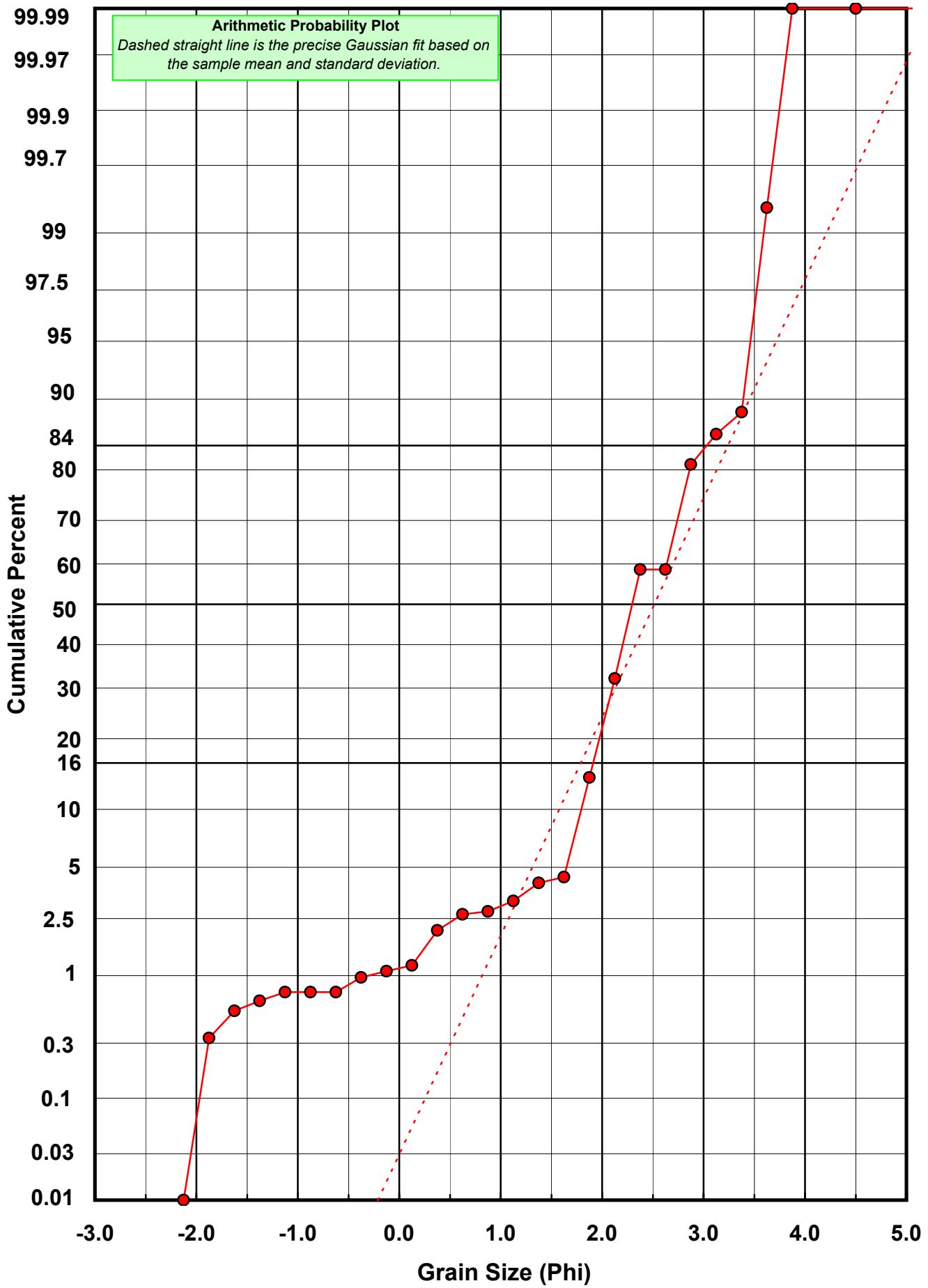
Statistical Results			
Mean:	2.5155	phi	(0.1749 mm)
Standard Dev:	0.7321	phi-units	(0.602 mm)
Skewness:	-1.5960	dimensionless	
Kurtosis:	10.7199	dimensionless	
5th Moment:	-51.0381	dimensionless	
6th Moment:	287.1912	dimensionless	
RARD *	0.2910	dimensionless	
Median	2.2932	phi	(0.204 mm)

* RARD = reciprocal absolute relative dispersion (see below)

Statistical Explanation	
Calculations based on the Method of Moments	
Skewness: 3rd Stand. Moment; Exact Gaussian = 0.0	
Kurtosis: 4th Stand. Moment; Exact Gaussian = 3.0	
For Further Explanation, See Calculation Sheets	
Millimeter data calculated by $mm = 2^{(-\phi)}$	

Reciprocal Absolute Relative Dispersion (RARD) Scale	
< 0.5	Excellent homogeneity (e.g., beaches)
0.5 to 1.0	Good homogeneity
1.0 to 1.33	Fair homogeneity
> 1.33	Poor homogeneity (e.g., glacial)





Post-Digestion Grain Size Distribution

Onshore Grab Sample

Sample: SJ-32-BB

Total Digested Mass: 52.056 grams

% Silica: 98.7 %

Sieve Size (phi)	Sieve Midpt (phi)	Weight (grams)	Freq Weight %	Cumulative Weight %
-2.00	-2.125	0.000	0.000	0.000
-1.75	-1.875	0.000	0.000	0.000
-1.50	-1.625	0.000	0.000	0.000
-1.25	-1.375	0.000	0.000	0.000
-1.00	-1.125	0.000	0.000	0.000
-0.75	-0.875	0.000	0.000	0.000
-0.50	-0.625	0.000	0.000	0.000
-0.25	-0.375	0.000	0.000	0.000
0.00	-0.125	0.000	0.000	0.000
0.25	0.125	0.004	0.008	0.008
0.50	0.375	0.002	0.004	0.012
0.75	0.625	0.001	0.002	0.013
1.00	0.875	0.003	0.006	0.019
1.25	1.125	0.005	0.010	0.029
1.50	1.375	0.002	0.004	0.033
1.75	1.625	0.008	0.015	0.048
2.00	1.875	0.102	0.196	0.244
2.25	2.125	1.040	1.998	2.242
2.50	2.375	5.907	11.347	13.589
2.75	2.625	17.311	33.255	46.844
3.00	2.875	17.868	34.325	81.168
3.25	3.125	7.356	14.131	95.299
3.50	3.375	1.761	3.383	98.682
3.75	3.625	0.490	0.941	99.623
4.00	3.875	0.196	0.377	100.000
5.00	4.500	0.000	0.000	100.000

Statistical Results			
Mean:	2.7804	phi	(0.1456 mm)
Standard Dev:	0.2883	phi-units	(0.8189 mm)
Skewness:	0.1945	dimensionless	
Kurtosis:	4.7431	dimensionless	
5th Moment:	-4.6136	dimensionless	
6th Moment:	100.3441	dimensionless	
RARD *	0.1037	dimensionless	
Median	2.6480	phi	(0.1595 mm)

* RARD = reciprocal absolute relative dispersion (see below)

Statistical Explanation	
Calculations based on the Method of Moments	
Skewness: 3rd Stand. Moment; Exact Gaussian = 0.0	
Kurtosis: 4th Stand. Moment; Exact Gaussian = 3.0	
For Further Explanation, See Calculation Sheets	
Millimeter data calculated by $mm = 2^{(-phi)}$	

Reciprocal Absolute Relative Dispersion (RARD) Scale	
< 0.5	Excellent homogeneity (e.g., beaches)
0.5 to 1.0	Good homogeneity
1.0 to 1.33	Fair homogeneity
> 1.33	Poor homogeneity (e.g., glacial)

