

Onshore Grab Sample

Sample: SJ-29-BB
Sample Taken By: J. Ladner
Sample Collected On: 12/1/03
Splits? N/A

County: St. Johns
Latitude: 29° 51' 43.4"
Longitude: 81° 16' 3.2"
Datum: WGS 84
Surf. Elev: N/A
Datum: N/A

Fine Data Summary

Total Sample Weight 51.595 grams
Total Fines in Sample 0.184 grams
Total Percent Fines 0.36 %

Dry Sieving Summary

Total Sample Weight 51.315 grams
Total Digested Weight 50.238 grams
Total Carbonate Weight 1.077 grams
Total Silica % 97.90 %
Total Carbonate % 2.10 %
Carbonate/Silica Ratio 0.021

General Comments:

None

Description

Worked By: M. Lachance

Pre-Digestion Grain Size Distribution

Onshore Grab Sample

Sample: SJ-29-BB

Total Sample Mass: 51.315 grams

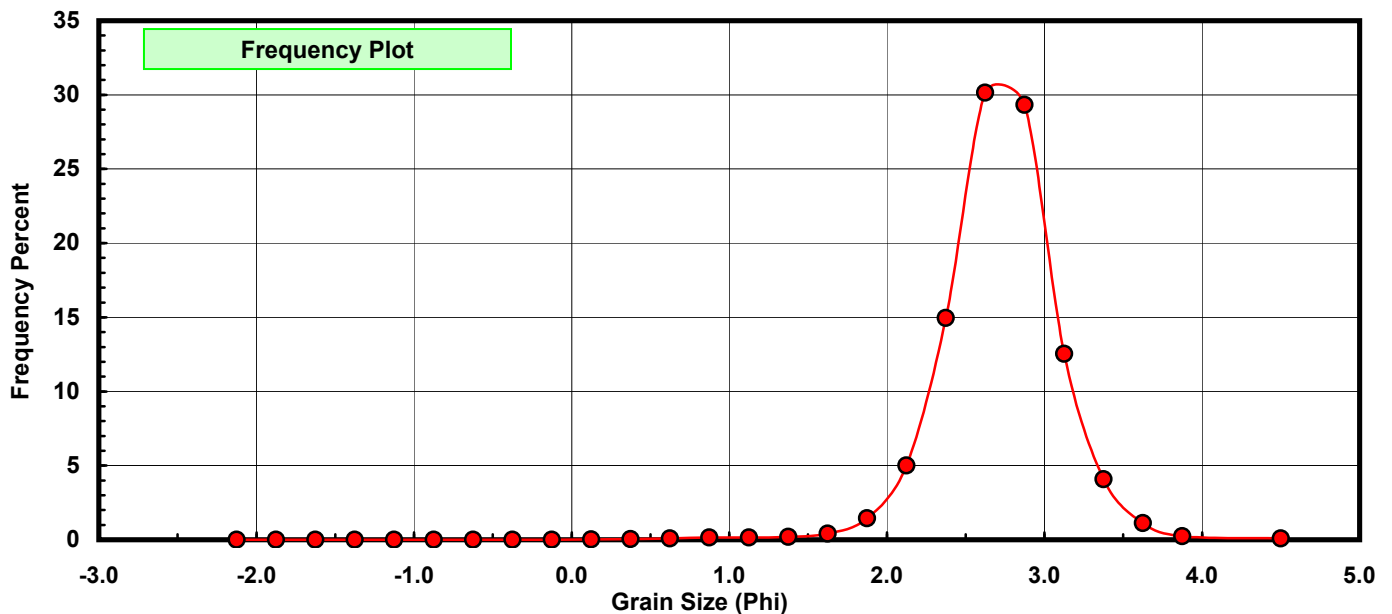
Sieve Size (phi)	Sieve Midpt (phi)	Weight (grams)	Freq Weight %	Cumulative Weight %
-2.00	-2.125	0.000	0.000	0.000
-1.75	-1.875	0.000	0.000	0.000
-1.50	-1.625	0.000	0.000	0.000
-1.25	-1.375	0.000	0.000	0.000
-1.00	-1.125	0.000	0.000	0.000
-0.75	-0.875	0.000	0.000	0.000
-0.50	-0.625	0.000	0.000	0.000
-0.25	-0.375	0.000	0.000	0.000
0.00	-0.125	0.003	0.006	0.006
0.25	0.125	0.009	0.018	0.023
0.50	0.375	0.017	0.033	0.057
0.75	0.625	0.042	0.082	0.138
1.00	0.875	0.081	0.158	0.296
1.25	1.125	0.073	0.142	0.438
1.50	1.375	0.098	0.191	0.629
1.75	1.625	0.208	0.405	1.035
2.00	1.875	0.744	1.450	2.485
2.25	2.125	2.573	5.014	7.499
2.50	2.375	7.679	14.964	22.463
2.75	2.625	15.468	30.143	52.606
3.00	2.875	15.050	29.329	81.935
3.25	3.125	6.428	12.527	94.462
3.50	3.375	2.097	4.087	98.548
3.75	3.625	0.579	1.128	99.677
4.00	3.875	0.123	0.240	99.916
5.00	4.500	0.043	0.084	100.000

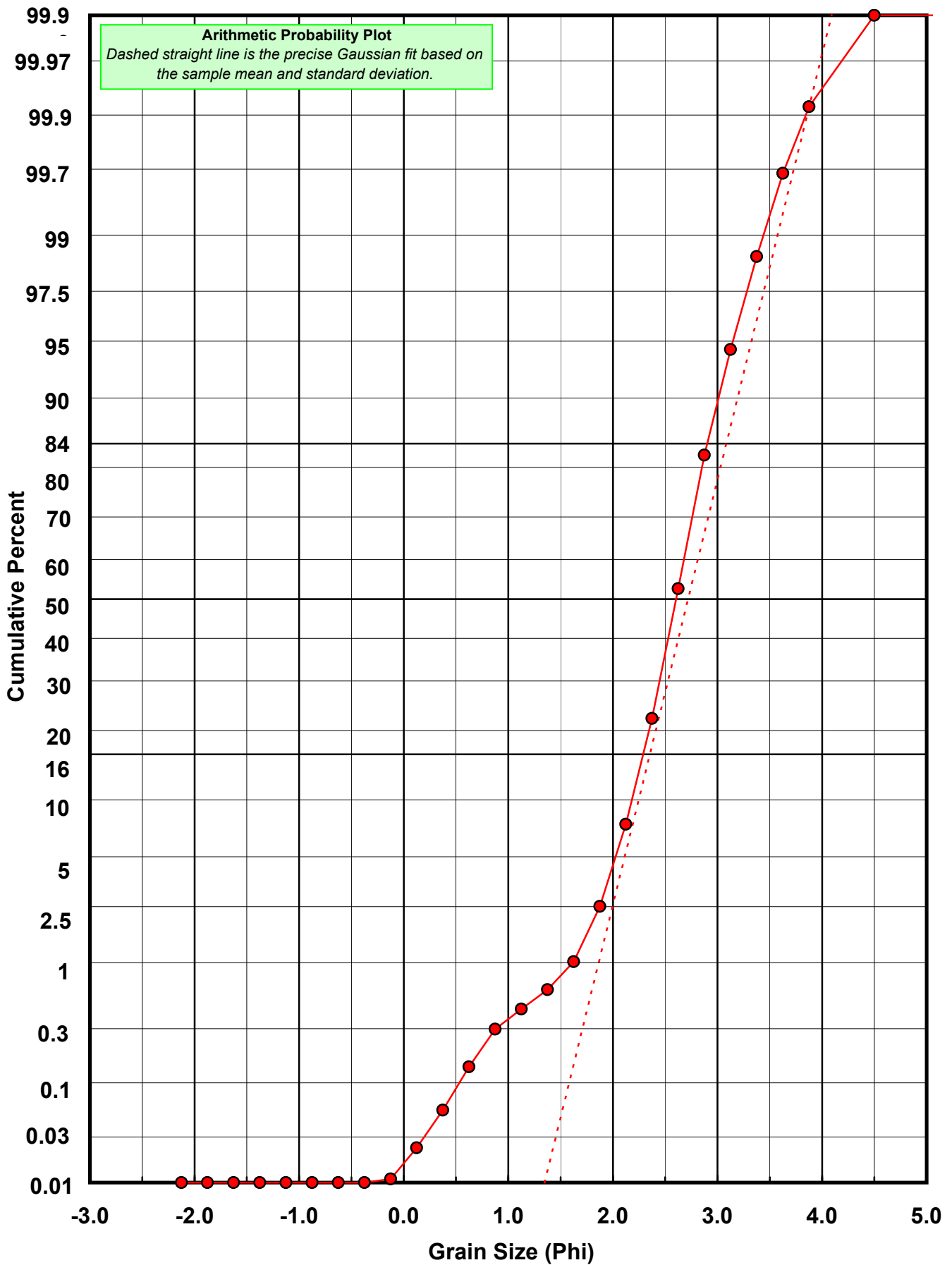
Statistical Results			
Mean:	2.7198	phi	(0.1518 mm)
Standard Dev:	0.3686	phi-units	(0.7745 mm)
Skewness:	-0.6070	dimensionless	
Kurtosis:	6.8632	dimensionless	
5th Moment:	-19.3001	dimensionless	
6th Moment:	147.4659	dimensionless	
RARD *	0.1355	dimensionless	
Median	2.6034	phi	(0.1646 mm)

* RARD = reciprocal absolute relative dispersion (see below)

Statistical Explanation	
Calculations based on the Method of Moments	
Skewness: 3rd Stand. Moment; Exact Gaussian = 0.0	
Kurtosis: 4th Stand. Moment; Exact Gaussian = 3.0	
For Further Explanation, See Calculation Sheets	
Millimeter data calculated by $mm = 2^{(-\phi)}$	

Reciprocal Absolute Relative Dispersion (RARD) Scale	
< 0.5	Excellent homogeneity (e.g., beaches)
0.5 to 1.0	Good homogeneity
1.0 to 1.33	Fair homogeneity
> 1.33	Poor homogeneity (e.g., glacial)





Carbonate Grain Size Distribution

Onshore Grab Sample

Sample: SJ-29-BB

Total Carbonate Mass: 1.738 grams

% Carbonate: 2.1 %

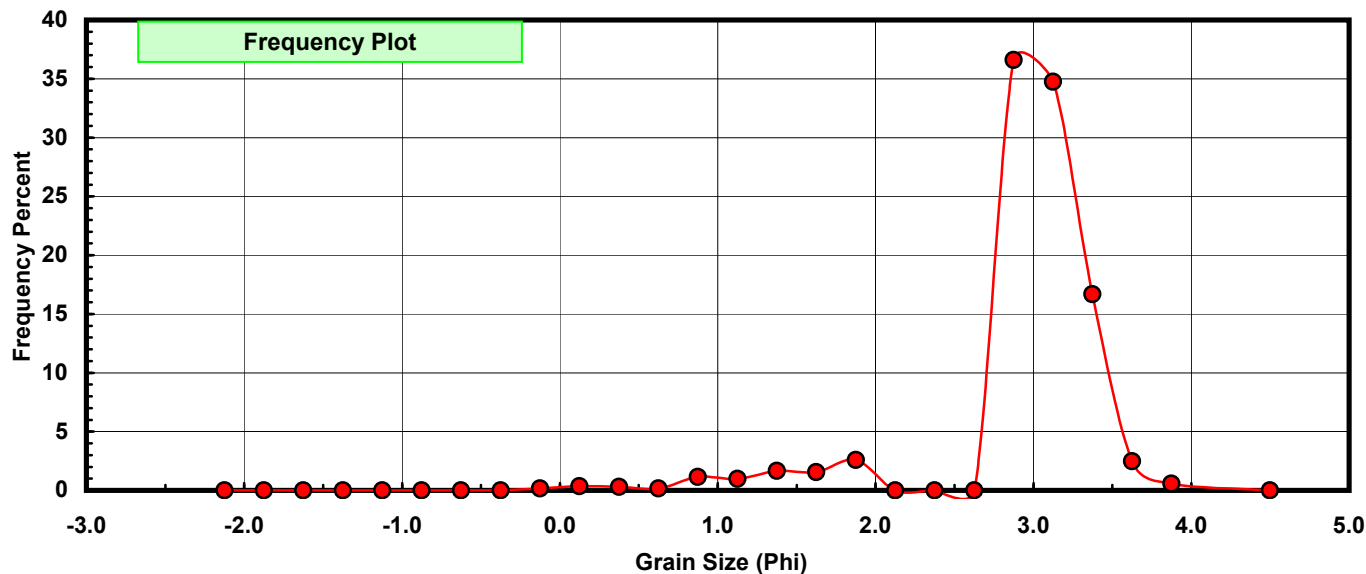
Sieve Size (phi)	Sieve Midpt (phi)	Weight (grams)	Freq Weight %	Cumulative Weight %
-2.00	-2.125	0.000	0.000	0.000
-1.75	-1.875	0.000	0.000	0.000
-1.50	-1.625	0.000	0.000	0.000
-1.25	-1.375	0.000	0.000	0.000
-1.00	-1.125	0.000	0.000	0.000
-0.75	-0.875	0.000	0.000	0.000
-0.50	-0.625	0.000	0.000	0.000
-0.25	-0.375	0.000	0.000	0.000
0.00	-0.125	0.003	0.173	0.173
0.25	0.125	0.006	0.345	0.518
0.50	0.375	0.005	0.288	0.806
0.75	0.625	0.003	0.173	0.978
1.00	0.875	0.020	1.151	2.129
1.25	1.125	0.017	0.978	3.107
1.50	1.375	0.029	1.669	4.776
1.75	1.625	0.027	1.554	6.329
2.00	1.875	0.045	2.589	8.918
2.25	2.125	0.000	0.000	8.918
2.50	2.375	0.000	0.000	8.918
2.75	2.625	0.000	0.000	8.918
3.00	2.875	0.636	36.594	45.512
3.25	3.125	0.604	34.753	80.265
3.50	3.375	0.290	16.686	96.951
3.75	3.625	0.043	2.474	99.425
4.00	3.875	0.010	0.575	100.000
5.00	4.500	0.000	0.000	100.000

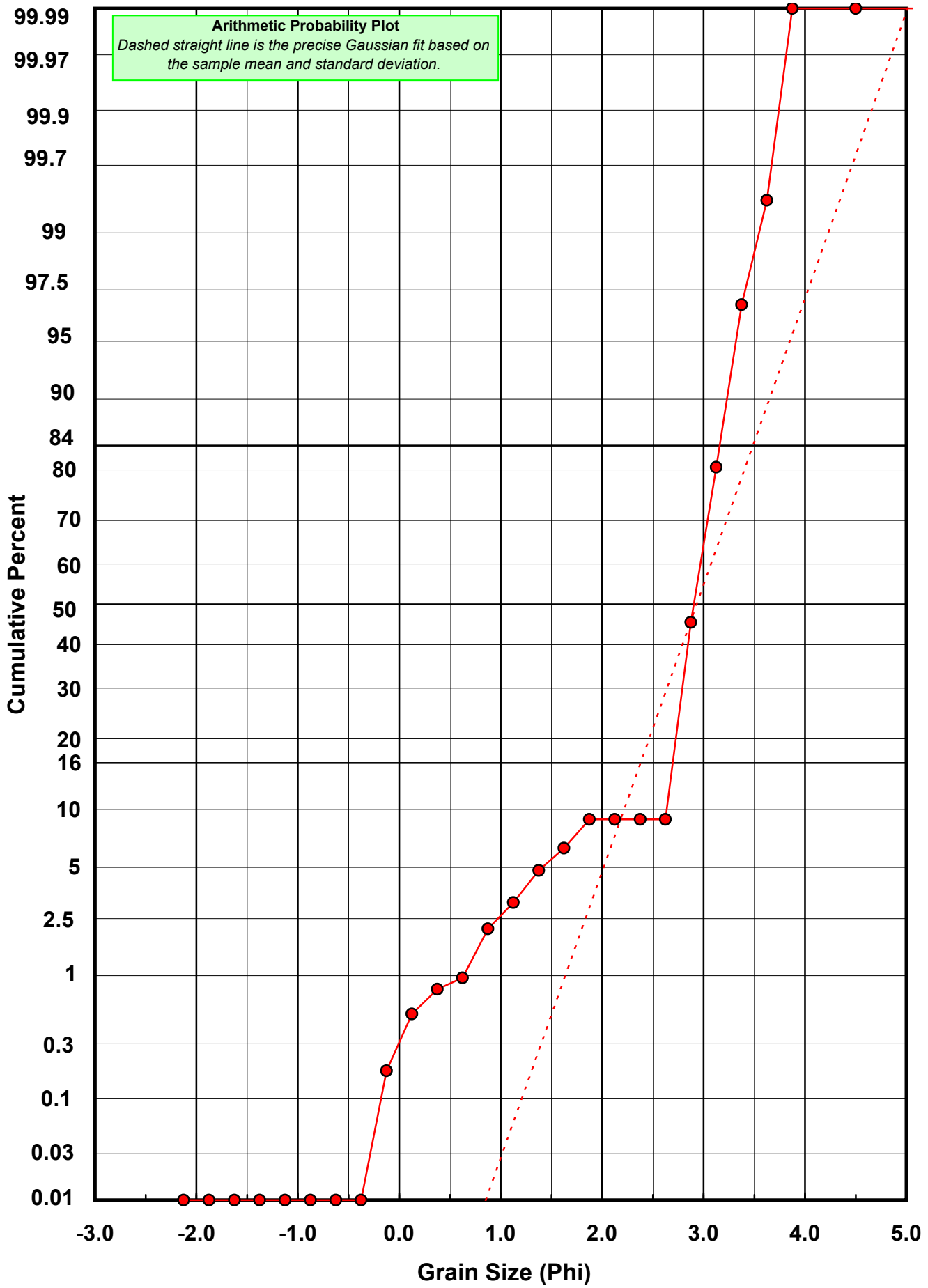
Statistical Results			
Mean:	2.9334	phi	(0.1309 mm)
Standard Dev:	0.5583	phi-units	(0.6791 mm)
Skewness:	-2.5989	dimensionless	
Kurtosis:	10.7284	dimensionless	
5th Moment:	-43.1985	dimensionless	
6th Moment:	189.8801	dimensionless	
RARD *	0.1903	dimensionless	
Median	2.9073	phi	(0.1333 mm)

* RARD = reciprocal absolute relative dispersion (see below)

Statistical Explanation	
Calculations based on the Method of Moments	
Skewness: 3rd Stand. Moment; Exact Gaussian = 0.0	
Kurtosis: 4th Stand. Moment; Exact Gaussian = 3.0	
For Further Explanation, See Calculation Sheets	
Millimeter data calculated by $mm = 2^{(-phi)}$	

Reciprocal Absolute Relative Dispersion (RARD) Scale	
< 0.5	Excellent homogeneity (e.g., beaches)
0.5 to 1.0	Good homogeneity
1.0 to 1.33	Fair homogeneity
> 1.33	Poor homogeneity (e.g., glacial)





Post-Digestion Grain Size Distribution

Onshore Grab Sample

Sample: SJ-29-BB

Total Digested Mass: 50.203 grams

% Silica: 97.9 %

Sieve Size (phi)	Sieve Midpt (phi)	Weight (grams)	Freq Weight %	Cumulative Weight %
-2.00	-2.125	0.000	0.000	0.000
-1.75	-1.875	0.000	0.000	0.000
-1.50	-1.625	0.000	0.000	0.000
-1.25	-1.375	0.000	0.000	0.000
-1.00	-1.125	0.000	0.000	0.000
-0.75	-0.875	0.000	0.000	0.000
-0.50	-0.625	0.000	0.000	0.000
-0.25	-0.375	0.000	0.000	0.000
0.00	-0.125	0.000	0.000	0.000
0.25	0.125	0.003	0.006	0.006
0.50	0.375	0.012	0.024	0.030
0.75	0.625	0.039	0.078	0.108
1.00	0.875	0.061	0.122	0.229
1.25	1.125	0.056	0.112	0.341
1.50	1.375	0.069	0.137	0.478
1.75	1.625	0.181	0.361	0.839
2.00	1.875	0.699	1.392	2.231
2.25	2.125	2.762	5.502	7.733
2.50	2.375	7.824	15.585	23.317
2.75	2.625	15.803	31.478	54.796
3.00	2.875	14.414	28.711	83.507
3.25	3.125	5.824	11.601	95.108
3.50	3.375	1.807	3.599	98.707
3.75	3.625	0.536	1.068	99.775
4.00	3.875	0.113	0.225	100.000
5.00	4.500	0.000	0.000	100.000

Statistical Results			
Mean:	2.7070	phi	(0.1531 mm)
Standard Dev:	0.3538	phi-units	(0.7825 mm)
Skewness:	-0.5324	dimensionless	
Kurtosis:	5.9835	dimensionless	
5th Moment:	-17.0602	dimensionless	
6th Moment:	114.0737	dimensionless	
RARD *	0.1307	dimensionless	
Median	2.5869	phi	(0.1664 mm)

* RARD = reciprocal absolute relative dispersion (see below)

Statistical Explanation	
Calculations based on the Method of Moments	
Skewness: 3rd Stand. Moment; Exact Gaussian = 0.0	
Kurtosis: 4th Stand. Moment; Exact Gaussian = 3.0	
For Further Explanation, See Calculation Sheets	
Millimeter data calculated by $mm = 2^{(-phi)}$	

Reciprocal Absolute Relative Dispersion (RARD) Scale	
< 0.5	Excellent homogeneity (e.g., beaches)
0.5 to 1.0	Good homogeneity
1.0 to 1.33	Fair homogeneity
> 1.33	Poor homogeneity (e.g., glacial)

