

Onshore Grab Sample

Sample: SJ-22-SS
Sample Taken By: J. Ladner
Sample Collected On: 12/3/03
Splits? N/A

County: St. Johns
Latitude: 29° 57' 43.5"
Longitude: 81° 18' 23.9"
Datum: WGS 84
Surf. Elev: N/A
Datum: N/A

Fine Data Summary

Total Sample Weight	76.649 grams
Total Fines in Sample	0.507 grams
Total Percent Fines	0.66 %

Dry Sieving Summary

Total Sample Weight	76.158 grams
Total Digested Weight	37.892 grams
Total Carbonate Weight	38.266 grams
Total Silica %	49.75 %
Total Carbonate %	50.25 %
Carbonate/Silica Ratio	1.010

General Comments:

None

Description

Worked By: M. Lachance

Pre-Digestion Grain Size Distribution

Onshore Grab Sample

Sample: SJ-22-SS

Total Sample Mass: 76.158 grams

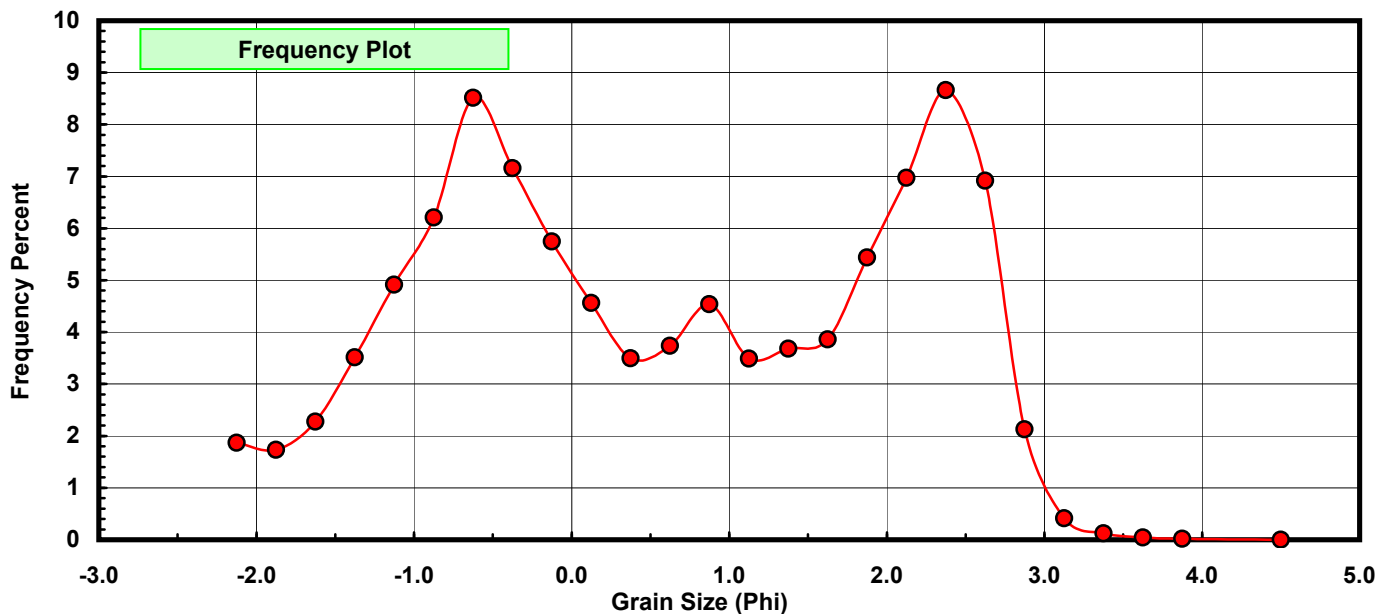
Sieve Size (phi)	Sieve Midpt (phi)	Weight (grams)	Freq Weight %	Cumulative Weight %
-2.00	-2.125	1.423	1.868	1.868
-1.75	-1.875	1.318	1.731	3.599
-1.50	-1.625	1.732	2.274	5.873
-1.25	-1.375	2.674	3.511	9.384
-1.00	-1.125	3.744	4.916	14.301
-0.75	-0.875	4.728	6.208	20.509
-0.50	-0.625	6.483	8.513	29.021
-0.25	-0.375	5.449	7.155	36.176
0.00	-0.125	4.374	5.743	41.919
0.25	0.125	3.474	4.562	46.481
0.50	0.375	2.661	3.494	49.975
0.75	0.625	2.844	3.734	53.709
1.00	0.875	3.457	4.539	58.249
1.25	1.125	2.657	3.489	61.737
1.50	1.375	2.803	3.681	65.418
1.75	1.625	2.940	3.860	69.278
2.00	1.875	4.139	5.435	74.713
2.25	2.125	5.311	6.974	81.687
2.50	2.375	6.598	8.664	90.350
2.75	2.625	5.270	6.920	97.270
3.00	2.875	1.621	2.128	99.399
3.25	3.125	0.314	0.412	99.811
3.50	3.375	0.096	0.126	99.937
3.75	3.625	0.032	0.042	99.979
4.00	3.875	0.015	0.020	99.999
5.00	4.500	0.001	0.001	100.000

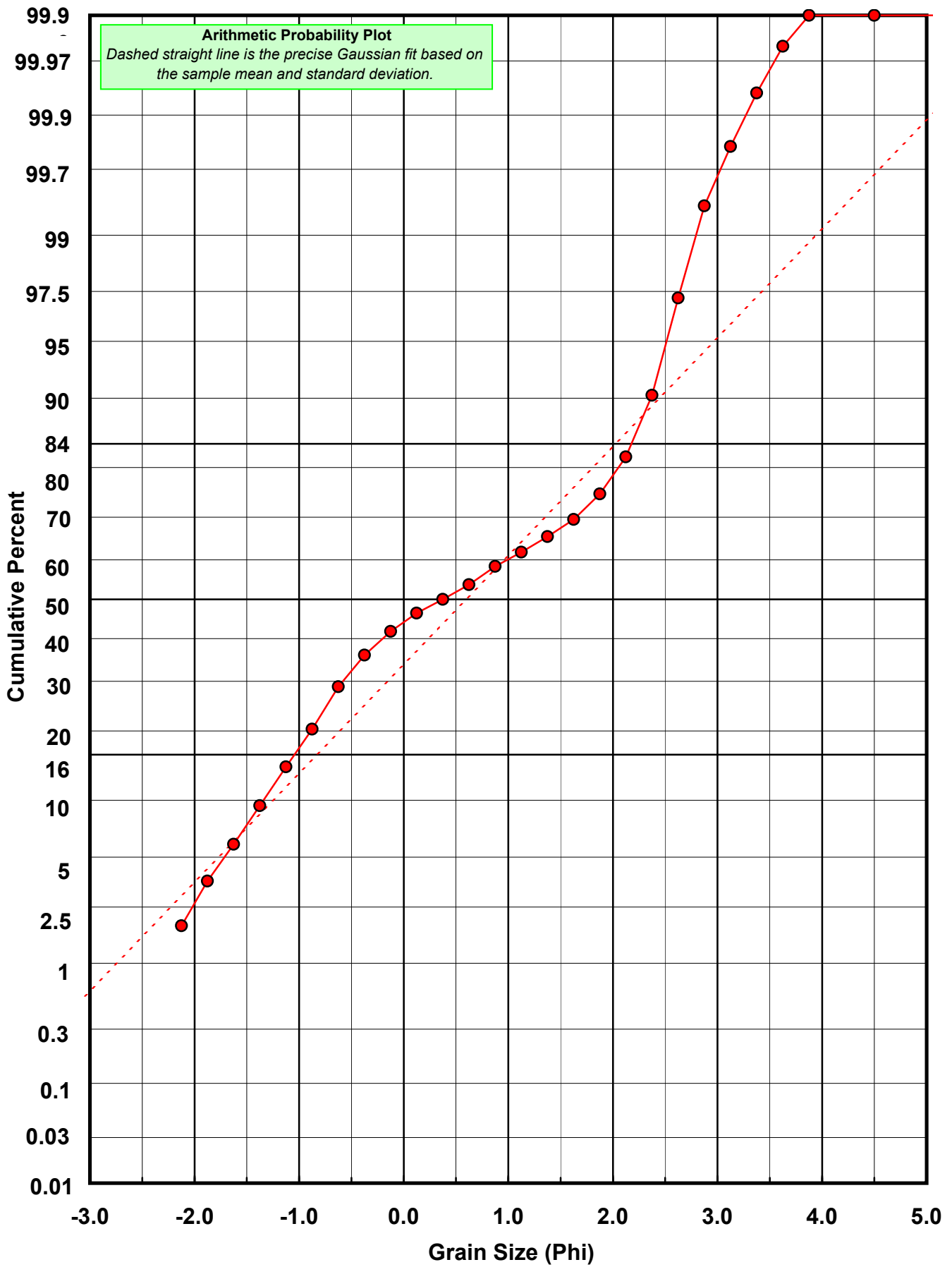
Statistical Results			
Mean:	0.5984	phi	(0.6605 mm)
Standard Dev:	1.4409	phi-units	(0.3683 mm)
Skewness:	-0.0021	dimensionless	
Kurtosis:	1.7046	dimensionless	
5th Moment:	-0.2170	dimensionless	
6th Moment:	3.6913	dimensionless	
RARD *	2.4079	dimensionless	
Median	0.3767	phi	(0.7702 mm)

* RARD = reciprocal absolute relative dispersion (see below)

Statistical Explanation	
Calculations based on the Method of Moments	
Skewness: 3rd Stand. Moment; Exact Gaussian = 0.0	
Kurtosis: 4th Stand. Moment; Exact Gaussian = 3.0	
For Further Explanation, See Calculation Sheets	
Millimeter data calculated by $mm = 2^{(-\phi)}$	

Reciprocal Absolute Relative Dispersion (RARD) Scale	
< 0.5	Excellent homogeneity (e.g., beaches)
0.5 to 1.0	Good homogeneity
1.0 to 1.33	Fair homogeneity
> 1.33	Poor homogeneity (e.g., glacial)





Carbonate Grain Size Distribution

Onshore Grab Sample

Sample: SJ-22-SS

Total Carbonate Mass: 38.604 grams

% Carbonate: 50.2 %

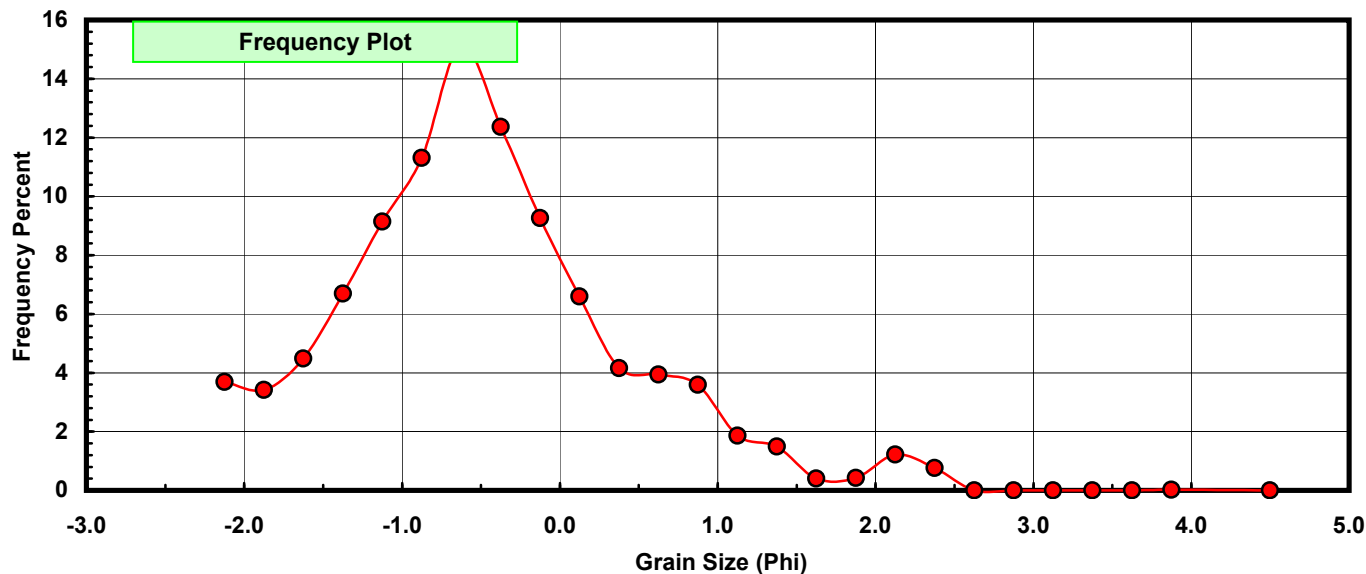
Sieve Size (phi)	Sieve Midpt (phi)	Weight (grams)	Freq Weight %	Cumulative Weight %
-2.00	-2.125	1.423	3.686	3.686
-1.75	-1.875	1.318	3.414	7.100
-1.50	-1.625	1.732	4.487	11.587
-1.25	-1.375	2.586	6.699	18.286
-1.00	-1.125	3.529	9.142	27.427
-0.75	-0.875	4.367	11.312	38.740
-0.50	-0.625	5.855	15.167	53.906
-0.25	-0.375	4.773	12.364	66.270
0.00	-0.125	3.574	9.258	75.528
0.25	0.125	2.546	6.595	82.124
0.50	0.375	1.606	4.160	86.284
0.75	0.625	1.523	3.945	90.229
1.00	0.875	1.388	3.595	93.824
1.25	1.125	0.719	1.863	95.687
1.50	1.375	0.575	1.489	97.176
1.75	1.625	0.156	0.404	97.581
2.00	1.875	0.162	0.420	98.000
2.25	2.125	0.469	1.215	99.215
2.50	2.375	0.293	0.759	99.974
2.75	2.625	0.000	0.000	99.974
3.00	2.875	0.000	0.000	99.974
3.25	3.125	0.000	0.000	99.974
3.50	3.375	0.001	0.003	99.977
3.75	3.625	0.000	0.000	99.977
4.00	3.875	0.009	0.023	100.000
5.00	4.500	0.000	0.000	100.000

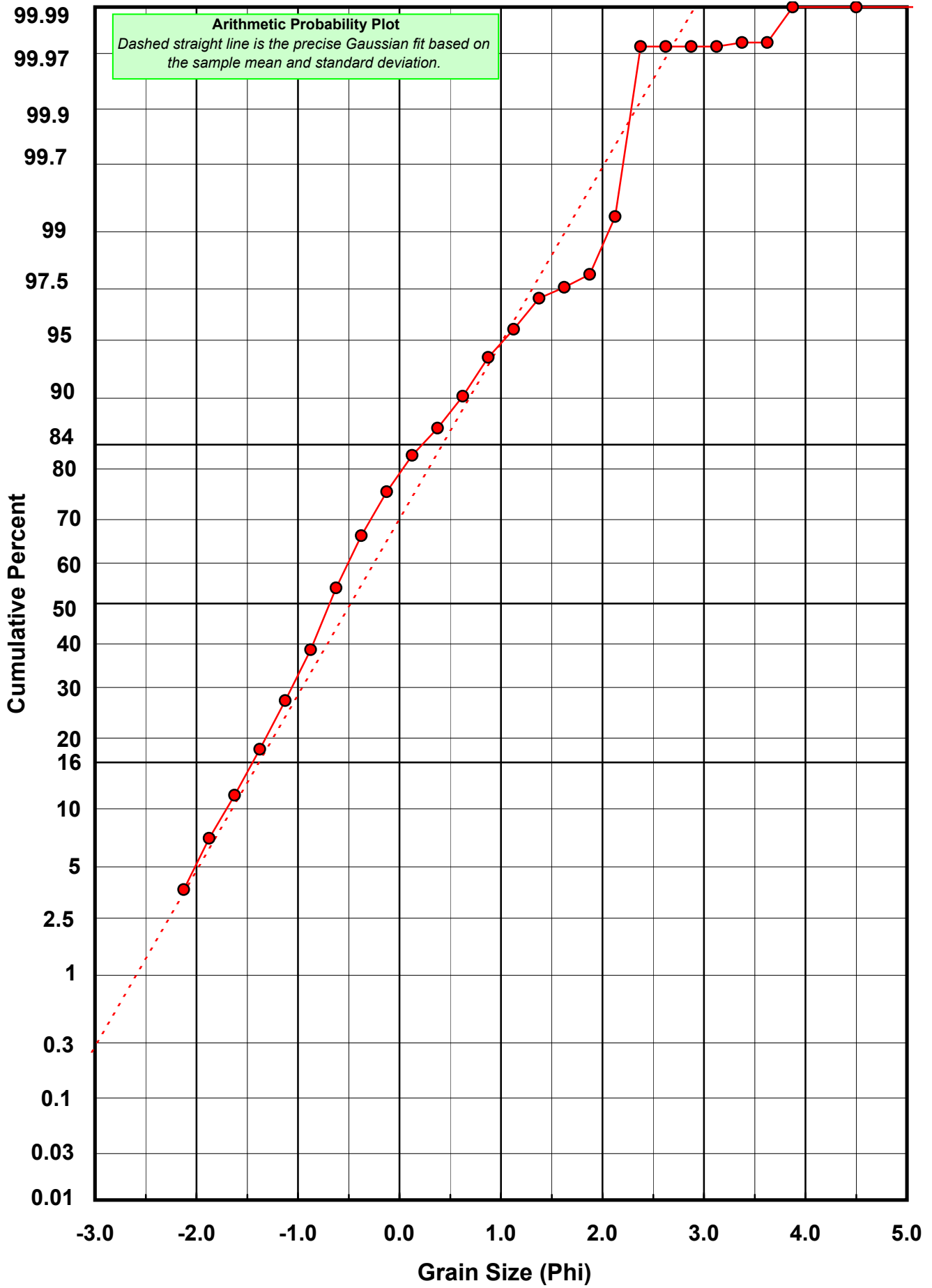
Statistical Results			
Mean:	-0.4813	phi	(1.396 mm)
Standard Dev:	0.9112	phi-units	(0.5317 mm)
Skewness:	0.6285	dimensionless	
Kurtosis:	3.5952	dimensionless	
5th Moment:	6.1891	dimensionless	
6th Moment:	23.3870	dimensionless	
RARD *	1.8935	dimensionless	
Median	-0.6894	phi	(1.6126 mm)

* RARD = reciprocal absolute relative dispersion (see below)

Statistical Explanation	
Calculations based on the Method of Moments	
Skewness: 3rd Stand. Moment; Exact Gaussian = 0.0	
Kurtosis: 4th Stand. Moment; Exact Gaussian = 3.0	
For Further Explanation, See Calculation Sheets	
Millimeter data calculated by $mm = 2^{(-phi)}$	

Reciprocal Absolute Relative Dispersion (RARD) Scale	
< 0.5	Excellent homogeneity (e.g., beaches)
0.5 to 1.0	Good homogeneity
1.0 to 1.33	Fair homogeneity
> 1.33	Poor homogeneity (e.g., glacial)





Post-Digestion Grain Size Distribution

Onshore Grab Sample

Sample: SJ-22-SS

Total Digested Mass: 37.891 grams

% Silica: 49.8 %

Sieve Size (phi)	Sieve Midpt (phi)	Weight (grams)	Freq Weight %	Cumulative Weight %
-2.00	-2.125	0.000	0.000	0.000
-1.75	-1.875	0.000	0.000	0.000
-1.50	-1.625	0.000	0.000	0.000
-1.25	-1.375	0.088	0.232	0.232
-1.00	-1.125	0.215	0.567	0.800
-0.75	-0.875	0.361	0.953	1.752
-0.50	-0.625	0.628	1.657	3.410
-0.25	-0.375	0.676	1.784	5.194
0.00	-0.125	0.800	2.111	7.305
0.25	0.125	0.928	2.449	9.754
0.50	0.375	1.055	2.784	12.539
0.75	0.625	1.321	3.486	16.025
1.00	0.875	2.069	5.460	21.485
1.25	1.125	1.938	5.115	26.600
1.50	1.375	2.228	5.880	32.480
1.75	1.625	2.784	7.347	39.827
2.00	1.875	3.977	10.496	50.323
2.25	2.125	4.842	12.779	63.102
2.50	2.375	6.305	16.640	79.742
2.75	2.625	5.504	14.526	94.268
3.00	2.875	1.671	4.410	98.678
3.25	3.125	0.364	0.961	99.638
3.50	3.375	0.095	0.251	99.889
3.75	3.625	0.036	0.095	99.984
4.00	3.875	0.006	0.016	100.000
5.00	4.500	0.000	0.000	100.000

Statistical Results			
Mean:	1.7174	phi	(0.3041 mm)
Standard Dev:	0.9591	phi-units	(0.5144 mm)
Skewness:	-0.9910	dimensionless	
Kurtosis:	3.2954	dimensionless	
5th Moment:	-6.6991	dimensionless	
6th Moment:	18.4896	dimensionless	
RARD *	0.5584	dimensionless	
Median	1.8673	phi	(0.2741 mm)

* RARD = reciprocal absolute relative dispersion (see below)

Statistical Explanation	
Calculations based on the Method of Moments	
Skewness: 3rd Stand. Moment; Exact Gaussian = 0.0	
Kurtosis: 4th Stand. Moment; Exact Gaussian = 3.0	
For Further Explanation, See Calculation Sheets	
Millimeter data calculated by $mm = 2^{(-phi)}$	

Reciprocal Absolute Relative Dispersion (RARD) Scale	
< 0.5	Excellent homogeneity (e.g., beaches)
0.5 to 1.0	Good homogeneity
1.0 to 1.33	Fair homogeneity
> 1.33	Poor homogeneity (e.g., glacial)

