

Onshore Grab Sample

Sample: SJ-21-BB
Sample Taken By: J. Ladner
Sample Collected On: 12/3/03
Splits? N/A

County: St. Johns
Latitude: 29° 58' 33.3"
Longitude: 81° 18' 38.7"
Datum: WGS 84
Surf. Elev: N/A
Datum: N/A

Fine Data Summary

Total Sample Weight 86.193 grams
Total Fines in Sample 0.132 grams
Total Percent Fines 0.15 %

Dry Sieving Summary

Total Sample Weight 86.056 grams
Total Digested Weight 68.943 grams
Total Carbonate Weight 17.113 grams
Total Silica % 80.11 %
Total Carbonate % 19.89 %
Carbonate/Silica Ratio 0.248

General Comments:

None

Description

Worked By: M. Lachance

Pre-Digestion Grain Size Distribution

Onshore Grab Sample

Sample: SJ-21-BB

Total Sample Mass: 86.056 grams

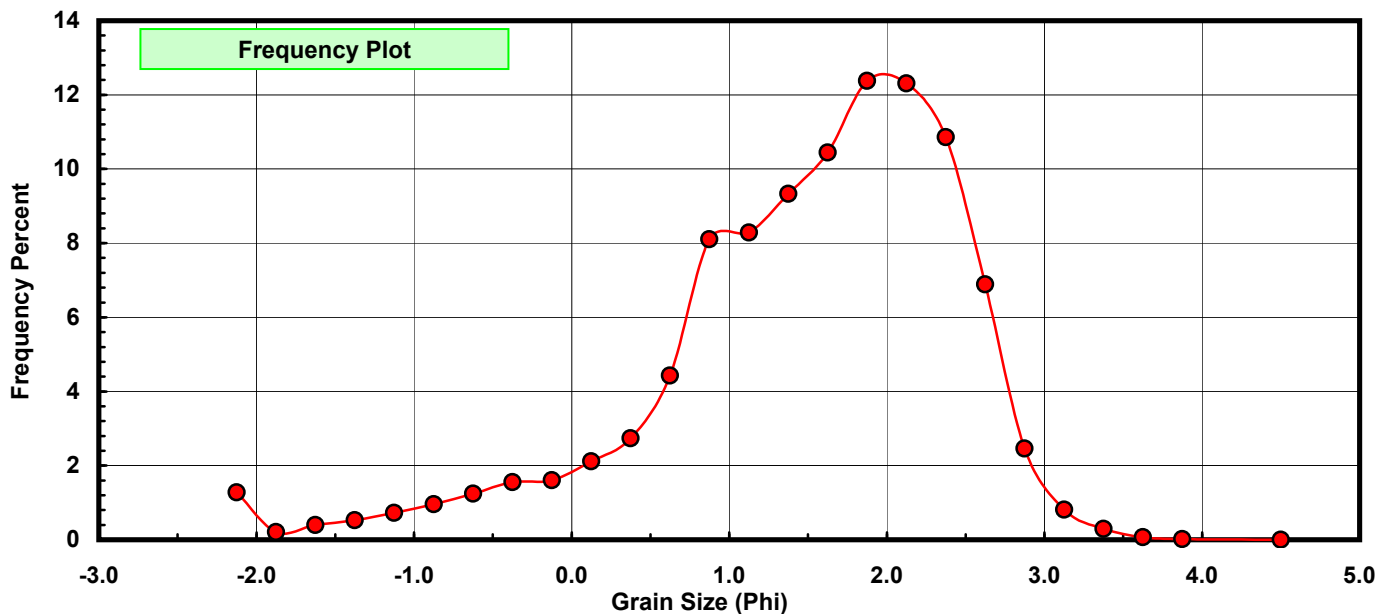
Sieve Size (phi)	Sieve Midpt (phi)	Weight (grams)	Freq Weight %	Cumulative Weight %
-2.00	-2.125	1.101	1.279	1.279
-1.75	-1.875	0.175	0.203	1.483
-1.50	-1.625	0.340	0.395	1.878
-1.25	-1.375	0.451	0.524	2.402
-1.00	-1.125	0.621	0.722	3.124
-0.75	-0.875	0.822	0.955	4.079
-0.50	-0.625	1.068	1.241	5.320
-0.25	-0.375	1.339	1.556	6.876
0.00	-0.125	1.378	1.601	8.477
0.25	0.125	1.817	2.111	10.588
0.50	0.375	2.356	2.738	13.326
0.75	0.625	3.812	4.430	17.756
1.00	0.875	6.976	8.106	25.862
1.25	1.125	7.133	8.289	34.151
1.50	1.375	8.029	9.330	43.481
1.75	1.625	8.984	10.440	53.921
2.00	1.875	10.653	12.379	66.300
2.25	2.125	10.593	12.309	78.609
2.50	2.375	9.343	10.857	89.466
2.75	2.625	5.927	6.887	96.354
3.00	2.875	2.118	2.461	98.815
3.25	3.125	0.698	0.811	99.626
3.50	3.375	0.250	0.291	99.916
3.75	3.625	0.057	0.066	99.983
4.00	3.875	0.014	0.016	99.999
5.00	4.500	0.001	0.001	100.000

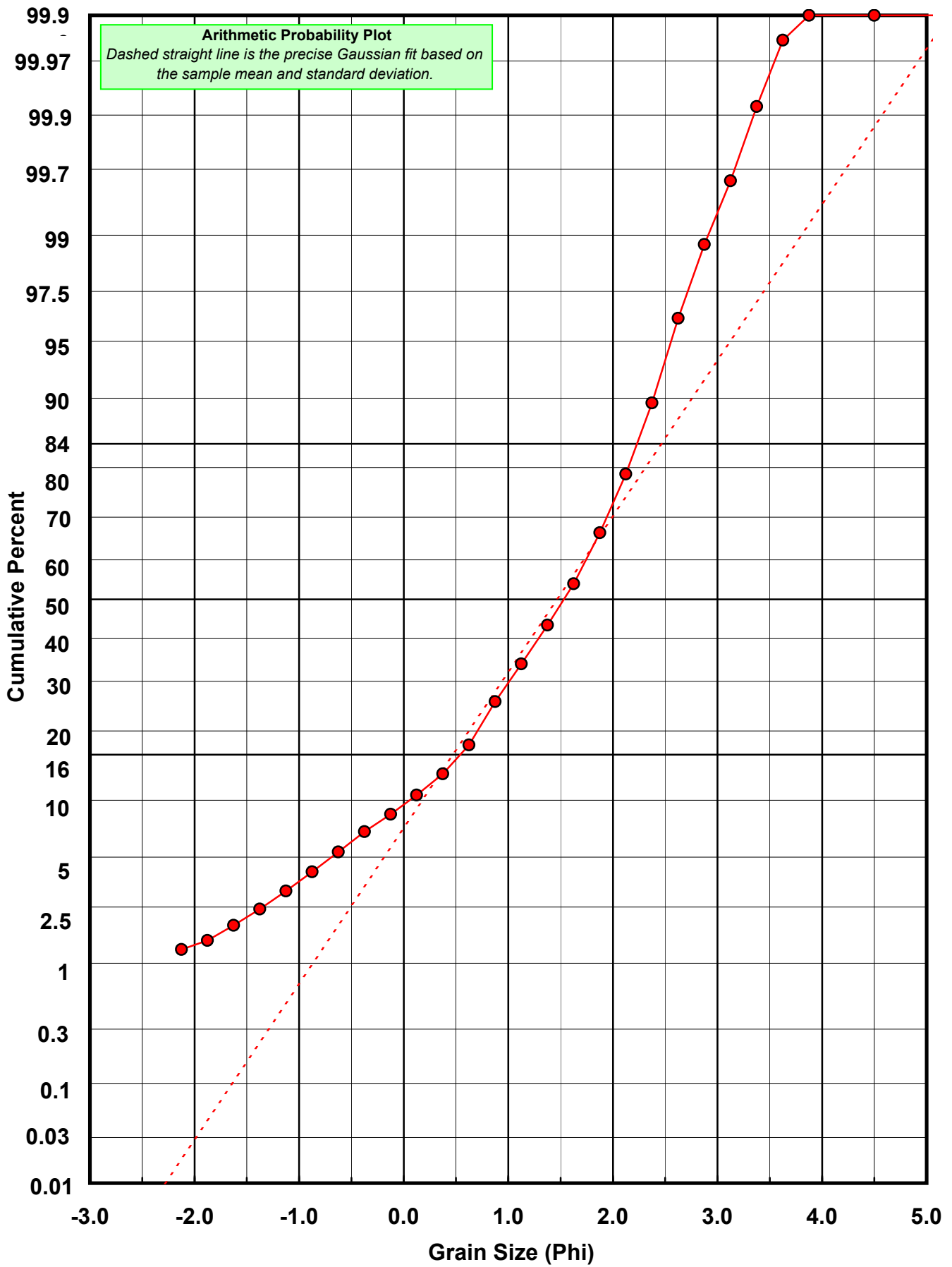
Statistical Results			
Mean:	1.4673	phi	(0.3617 mm)
Standard Dev:	1.0067	phi-units	(0.4977 mm)
Skewness:	-1.1871	dimensionless	
Kurtosis:	4.7323	dimensionless	
5th Moment:	-12.4066	dimensionless	
6th Moment:	42.0589	dimensionless	
RARD *	0.6861	dimensionless	
Median	1.5311	phi	(0.346 mm)

* RARD = reciprocal absolute relative dispersion (see below)

Statistical Explanation
Calculations based on the Method of Moments
Skewness: 3rd Stand. Moment; Exact Gaussian = 0.0
Kurtosis: 4th Stand. Moment; Exact Gaussian = 3.0
For Further Explanation, See Calculation Sheets
Millimeter data calculated by $mm = 2^{(-\phi)}$

Reciprocal Absolute Relative Dispersion (RARD) Scale	
< 0.5	Excellent homogeneity (e.g., beaches)
0.5 to 1.0	Good homogeneity
1.0 to 1.33	Fair homogeneity
> 1.33	Poor homogeneity (e.g., glacial)





Carbonate Grain Size Distribution

Onshore Grab Sample

Sample: SJ-21-BB

Total Carbonate Mass: 17.397 grams

% Carbonate: 19.9 %

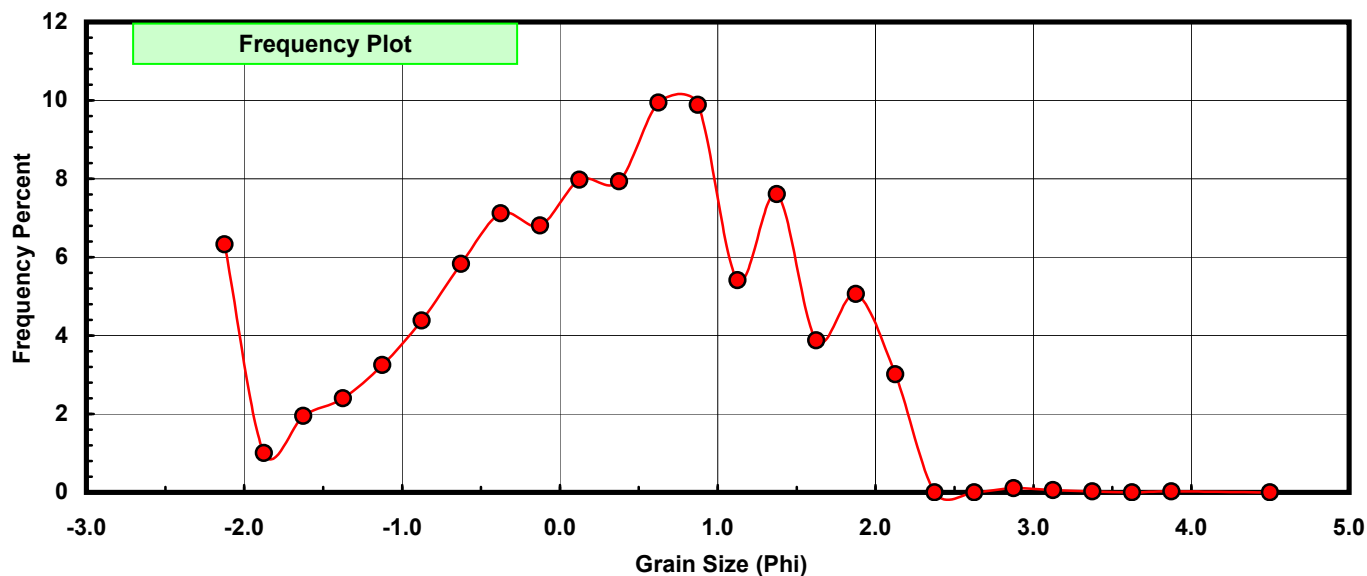
Sieve Size (phi)	Sieve Midpt (phi)	Weight (grams)	Freq Weight %	Cumulative Weight %
-2.00	-2.125	1.101	6.329	6.329
-1.75	-1.875	0.175	1.006	7.335
-1.50	-1.625	0.340	1.954	9.289
-1.25	-1.375	0.417	2.397	11.686
-1.00	-1.125	0.565	3.248	14.934
-0.75	-0.875	0.763	4.386	19.319
-0.50	-0.625	1.014	5.829	25.148
-0.25	-0.375	1.238	7.116	32.264
0.00	-0.125	1.184	6.806	39.070
0.25	0.125	1.388	7.978	47.048
0.50	0.375	1.381	7.938	54.986
0.75	0.625	1.730	9.944	64.931
1.00	0.875	1.720	9.887	74.817
1.25	1.125	0.941	5.409	80.226
1.50	1.375	1.324	7.611	87.837
1.75	1.625	0.675	3.880	91.717
2.00	1.875	0.881	5.064	96.781
2.25	2.125	0.524	3.012	99.793
2.50	2.375	0.000	0.000	99.793
2.75	2.625	0.000	0.000	99.793
3.00	2.875	0.018	0.103	99.897
3.25	3.125	0.010	0.057	99.954
3.50	3.375	0.004	0.023	99.977
3.75	3.625	0.000	0.000	99.977
4.00	3.875	0.004	0.023	100.000
5.00	4.500	0.000	0.000	100.000

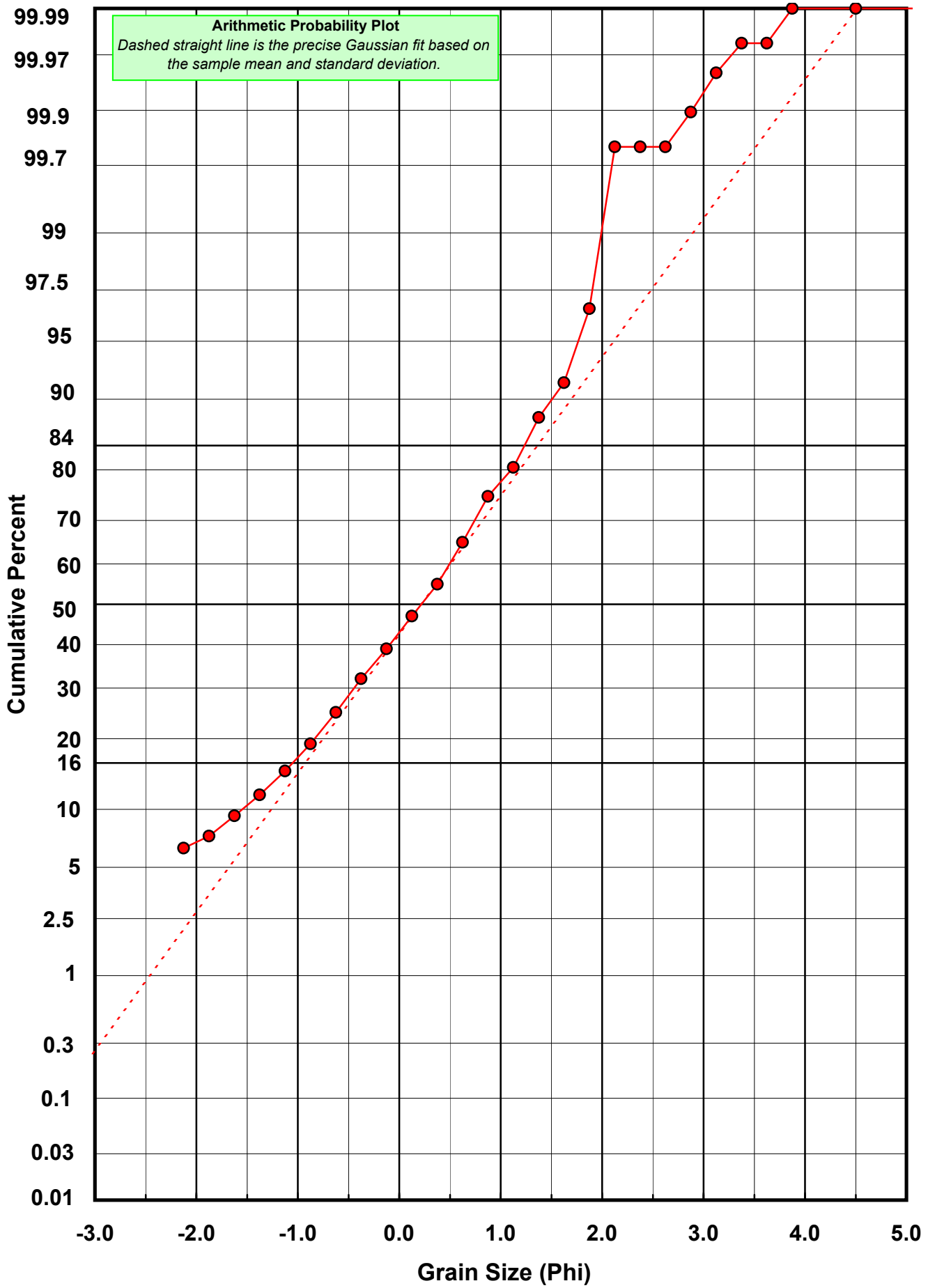
Statistical Results			
Mean:	0.2177	phi	(0.8599 mm)
Standard Dev:	1.1540	phi-units	(0.4494 mm)
Skewness:	-0.3593	dimensionless	
Kurtosis:	2.3749	dimensionless	
5th Moment:	-1.8042	dimensionless	
6th Moment:	7.7552	dimensionless	
RARD *	5.2998	dimensionless	
Median	0.2180	phi	(0.8598 mm)

* RARD = reciprocal absolute relative dispersion (see below)

Statistical Explanation	
Calculations based on the Method of Moments	
Skewness: 3rd Stand. Moment; Exact Gaussian = 0.0	
Kurtosis: 4th Stand. Moment; Exact Gaussian = 3.0	
For Further Explanation, See Calculation Sheets	
Millimeter data calculated by $mm = 2^{(-\phi)}$	

Reciprocal Absolute Relative Dispersion (RARD) Scale	
< 0.5	Excellent homogeneity (e.g., beaches)
0.5 to 1.0	Good homogeneity
1.0 to 1.33	Fair homogeneity
> 1.33	Poor homogeneity (e.g., glacial)





Post-Digestion Grain Size Distribution

Onshore Grab Sample

Sample: SJ-21-BB

Total Digested Mass: 68.940 grams

% Silica: 80.1 %

Sieve Size (phi)	Sieve Midpt (phi)	Weight (grams)	Freq Weight %	Cumulative Weight %
-2.00	-2.125	0.000	0.000	0.000
-1.75	-1.875	0.000	0.000	0.000
-1.50	-1.625	0.000	0.000	0.000
-1.25	-1.375	0.034	0.049	0.049
-1.00	-1.125	0.056	0.081	0.131
-0.75	-0.875	0.059	0.086	0.216
-0.50	-0.625	0.054	0.078	0.294
-0.25	-0.375	0.101	0.147	0.441
0.00	-0.125	0.194	0.281	0.722
0.25	0.125	0.429	0.622	1.345
0.50	0.375	0.975	1.414	2.759
0.75	0.625	2.082	3.020	5.779
1.00	0.875	5.256	7.624	13.403
1.25	1.125	6.192	8.982	22.385
1.50	1.375	6.705	9.726	32.111
1.75	1.625	8.309	12.053	44.163
2.00	1.875	9.772	14.175	58.338
2.25	2.125	10.069	14.605	72.943
2.50	2.375	9.435	13.686	86.629
2.75	2.625	6.114	8.869	95.498
3.00	2.875	2.100	3.046	98.544
3.25	3.125	0.688	0.998	99.542
3.50	3.375	0.246	0.357	99.898
3.75	3.625	0.060	0.087	99.985
4.00	3.875	0.010	0.015	100.000
5.00	4.500	0.000	0.000	100.000

Statistical Results			
Mean:	1.7871	phi	(0.2898 mm)
Standard Dev:	0.6698	phi-units	(0.6286 mm)
Skewness:	-0.4540	dimensionless	
Kurtosis:	3.2807	dimensionless	
5th Moment:	-5.5147	dimensionless	
6th Moment:	26.4313	dimensionless	
RARD *	0.3748	dimensionless	
Median	1.7279	phi	(0.3019 mm)

* RARD = reciprocal absolute relative dispersion (see below)

Statistical Explanation	
Calculations based on the Method of Moments	
Skewness: 3rd Stand. Moment; Exact Gaussian = 0.0	
Kurtosis: 4th Stand. Moment; Exact Gaussian = 3.0	
For Further Explanation, See Calculation Sheets	
Millimeter data calculated by $mm = 2^{(-phi)}$	

Reciprocal Absolute Relative Dispersion (RARD) Scale	
< 0.5	Excellent homogeneity (e.g., beaches)
0.5 to 1.0	Good homogeneity
1.0 to 1.33	Fair homogeneity
> 1.33	Poor homogeneity (e.g., glacial)

