

Onshore Grab Sample

Sample: SJ-20-BB
Sample Taken By: J. Ladner
Sample Collected On: 12/3/03
Splits? N/A

County: St. Johns
Latitude: 29° 59' 24.2"
Longitude: 81° 18' 51.5"
Datum: WGS 84
Surf. Elev: N/A
Datum: N/A

Fine Data Summary

Total Sample Weight 93.824 grams
Total Fines in Sample 0.160 grams
Total Percent Fines 0.17 %

Dry Sieving Summary

Total Sample Weight 93.682 grams
Total Digested Weight 27.964 grams
Total Carbonate Weight 65.718 grams
Total Silica % 29.85 %
Total Carbonate % 70.15 %
Carbonate/Silica Ratio 2.350

General Comments:

None

Description

Worked By: M. Lachance

Pre-Digestion Grain Size Distribution

Onshore Grab Sample

Sample: SJ-20-BB

Total Sample Mass: 93.682 grams

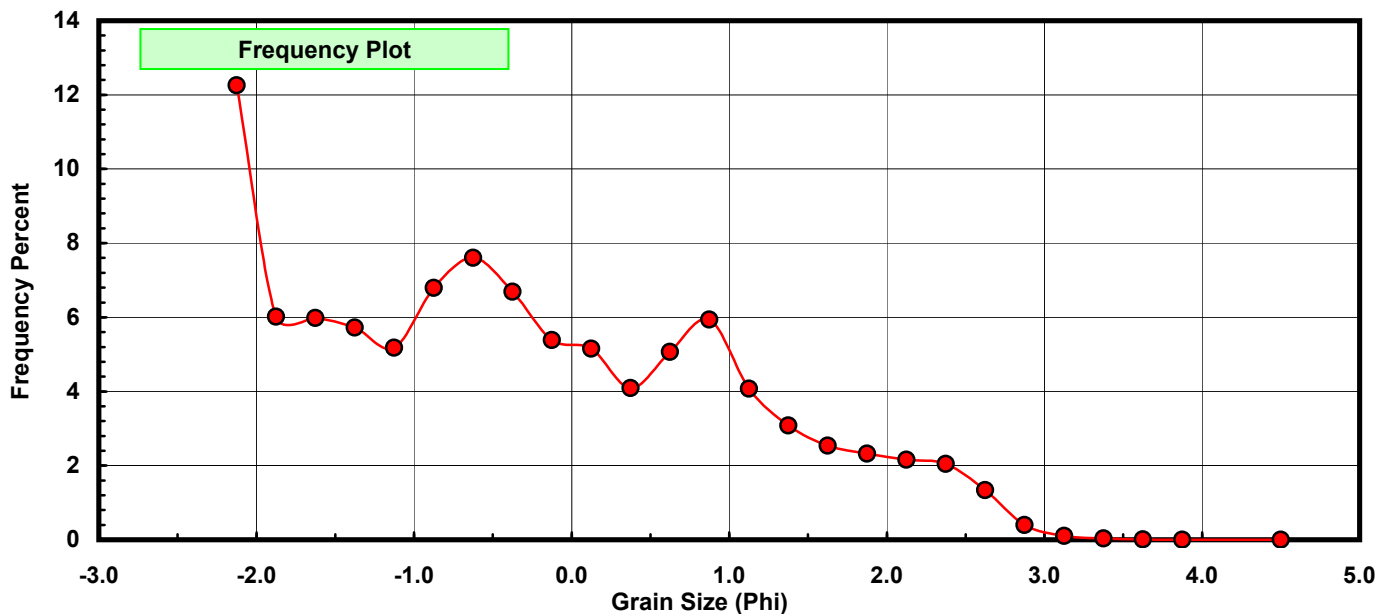
Sieve Size (phi)	Sieve Midpt (phi)	Weight (grams)	Freq Weight %	Cumulative Weight %
-2.00	-2.125	11.485	12.260	12.260
-1.75	-1.875	5.632	6.012	18.271
-1.50	-1.625	5.606	5.984	24.255
-1.25	-1.375	5.365	5.727	29.982
-1.00	-1.125	4.854	5.181	35.164
-0.75	-0.875	6.365	6.794	41.958
-0.50	-0.625	7.121	7.601	49.559
-0.25	-0.375	6.270	6.693	56.252
0.00	-0.125	5.046	5.386	61.638
0.25	0.125	4.825	5.150	66.789
0.50	0.375	3.833	4.092	70.880
0.75	0.625	4.747	5.067	75.947
1.00	0.875	5.563	5.938	81.886
1.25	1.125	3.820	4.078	85.963
1.50	1.375	2.885	3.080	89.043
1.75	1.625	2.378	2.538	91.581
2.00	1.875	2.179	2.326	93.907
2.25	2.125	2.019	2.155	96.062
2.50	2.375	1.917	2.046	98.108
2.75	2.625	1.251	1.335	99.444
3.00	2.875	0.373	0.398	99.842
3.25	3.125	0.098	0.105	99.947
3.50	3.375	0.034	0.036	99.983
3.75	3.625	0.012	0.013	99.996
4.00	3.875	0.003	0.003	99.999
5.00	4.500	0.001	0.001	100.000

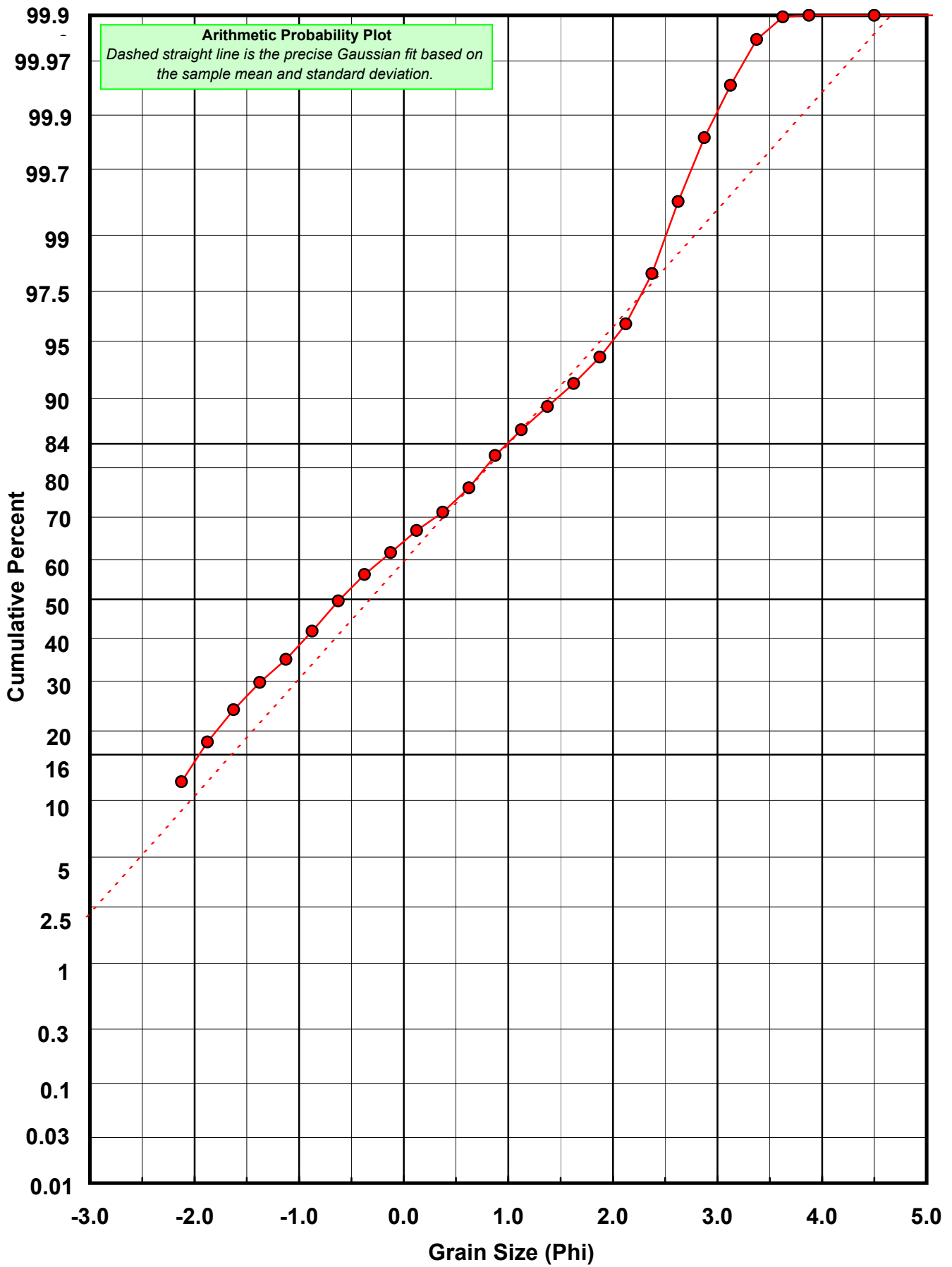
Statistical Results			
Mean:	-0.3218	phi	(1.2499 mm)
Standard Dev:	1.3376	phi-units	(0.3957 mm)
Skewness:	0.4008	dimensionless	
Kurtosis:	2.2015	dimensionless	
5th Moment:	2.2755	dimensionless	
6th Moment:	7.0116	dimensionless	
RARD *	4.1568	dimensionless	
Median	-0.6085	phi	(1.5247 mm)

* RARD = reciprocal absolute relative dispersion (see below)

Statistical Explanation
Calculations based on the Method of Moments
Skewness: 3rd Stand. Moment; Exact Gaussian = 0.0
Kurtosis: 4th Stand. Moment; Exact Gaussian = 3.0
For Further Explanation, See Calculation Sheets
Millimeter data calculated by $mm = 2^{(-\phi)}$

Reciprocal Absolute Relative Dispersion (RARD) Scale	
< 0.5	Excellent homogeneity (e.g., beaches)
0.5 to 1.0	Good homogeneity
1.0 to 1.33	Fair homogeneity
> 1.33	Poor homogeneity (e.g., glacial)





Carbonate Grain Size Distribution

Onshore Grab Sample

Sample: SJ-20-BB

Total Carbonate Mass: 65.719 grams

% Carbonate: 70.2 %

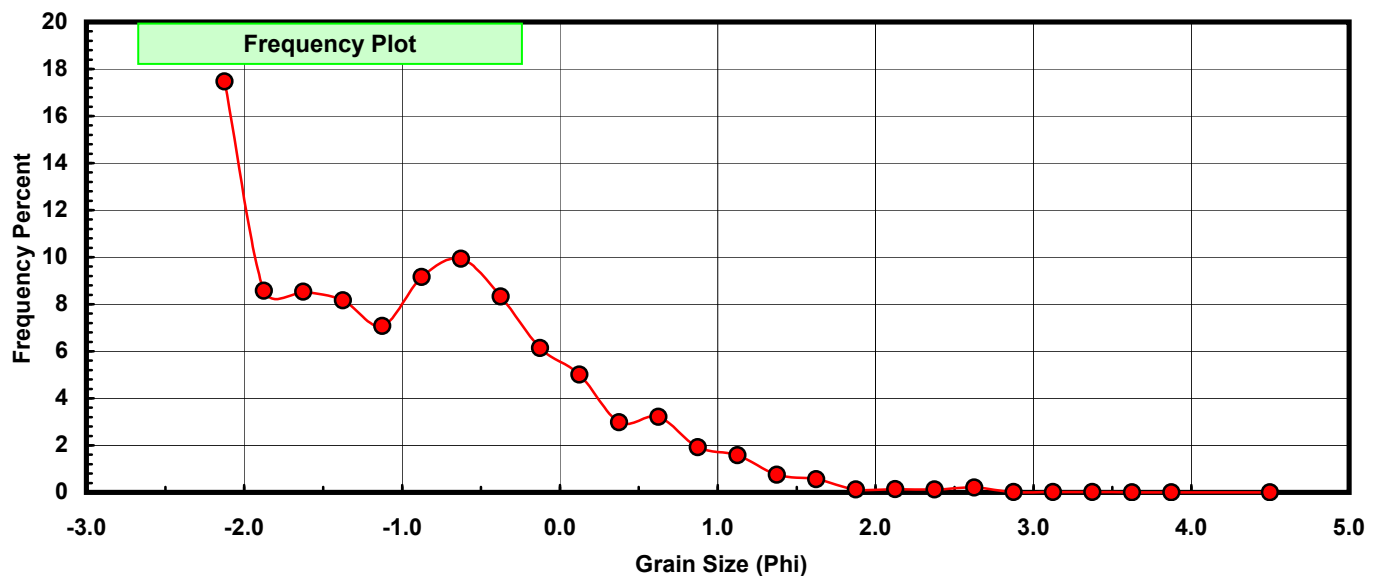
Sieve Size (phi)	Sieve Midpt (phi)	Weight (grams)	Freq Weight %	Cumulative Weight %
-2.00	-2.125	11.485	17.476	17.476
-1.75	-1.875	5.632	8.570	26.046
-1.50	-1.625	5.606	8.530	34.576
-1.25	-1.375	5.365	8.164	42.740
-1.00	-1.125	4.648	7.073	49.812
-0.75	-0.875	6.014	9.151	58.963
-0.50	-0.625	6.524	9.927	68.890
-0.25	-0.375	5.476	8.332	77.223
0.00	-0.125	4.037	6.143	83.366
0.25	0.125	3.290	5.006	88.372
0.50	0.375	1.962	2.985	91.357
0.75	0.625	2.107	3.206	94.563
1.00	0.875	1.262	1.920	96.484
1.25	1.125	1.040	1.582	98.066
1.50	1.375	0.495	0.753	98.819
1.75	1.625	0.371	0.565	99.384
2.00	1.875	0.079	0.120	99.504
2.25	2.125	0.089	0.135	99.639
2.50	2.375	0.082	0.125	99.764
2.75	2.625	0.133	0.202	99.967
3.00	2.875	0.006	0.009	99.976
3.25	3.125	0.005	0.008	99.983
3.50	3.375	0.007	0.011	99.994
3.75	3.625	0.004	0.006	100.000
4.00	3.875	0.000	0.000	100.000
5.00	4.500	0.000	0.000	100.000

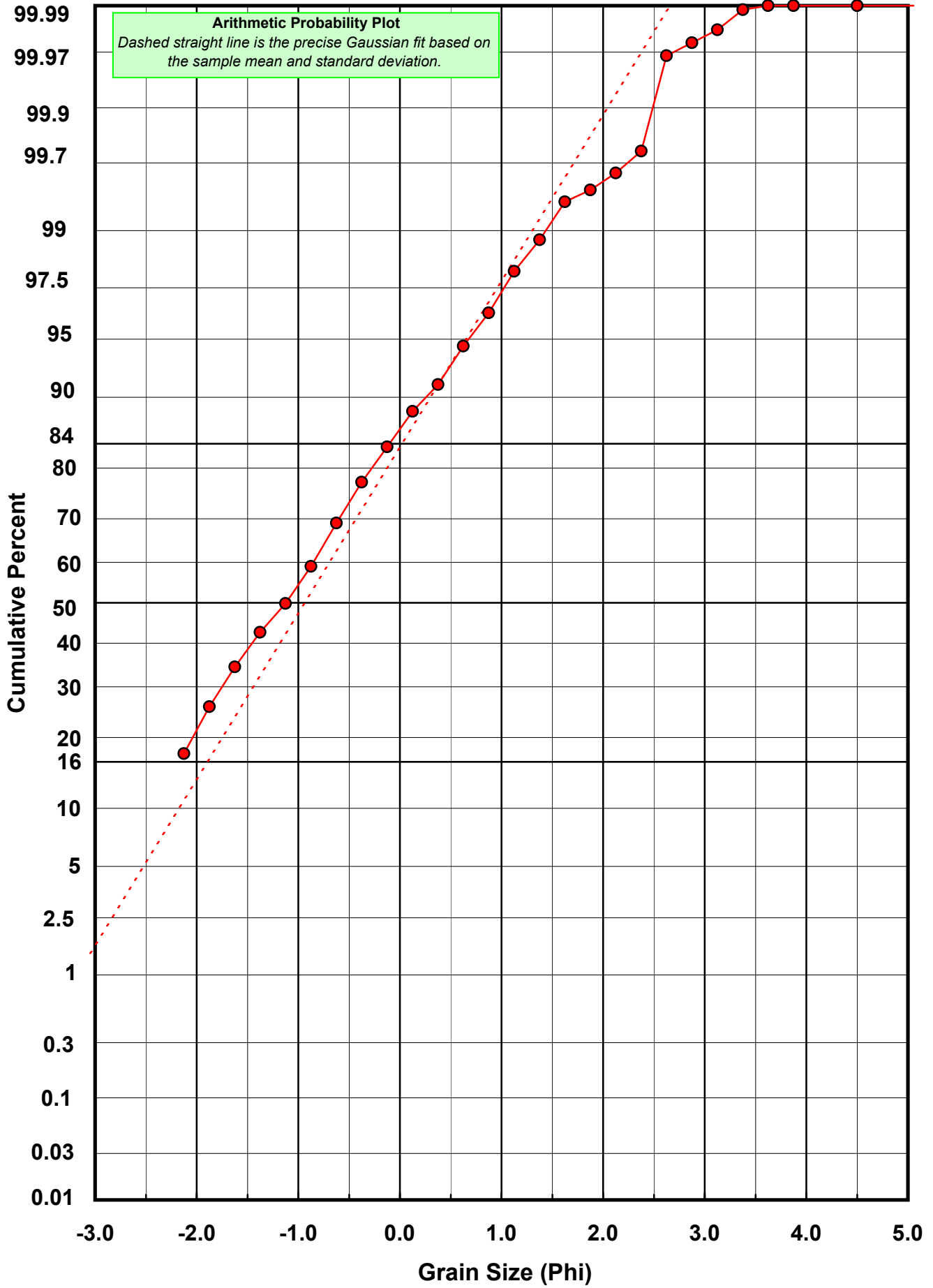
Statistical Results			
Mean:	-0.9374	phi	(1.9151 mm)
Standard Dev:	0.9658	phi-units	(0.512 mm)
Skewness:	0.6430	dimensionless	
Kurtosis:	2.9663	dimensionless	
5th Moment:	5.7761	dimensionless	
6th Moment:	19.1085	dimensionless	
RARD *	1.0303	dimensionless	
Median	-1.1199	phi	(2.1733 mm)

* RARD = reciprocal absolute relative dispersion (see below)

Statistical Explanation	
Calculations based on the Method of Moments	
Skewness: 3rd Stand. Moment; Exact Gaussian = 0.0	
Kurtosis: 4th Stand. Moment; Exact Gaussian = 3.0	
For Further Explanation, See Calculation Sheets	
Millimeter data calculated by $mm = 2^{(-phi)}$	

Reciprocal Absolute Relative Dispersion (RARD) Scale	
< 0.5	Excellent homogeneity (e.g., beaches)
0.5 to 1.0	Good homogeneity
1.0 to 1.33	Fair homogeneity
> 1.33	Poor homogeneity (e.g., glacial)





Post-Digestion Grain Size Distribution

Onshore Grab Sample

Sample: SJ-20-BB

Total Digested Mass: 27.963 grams

% Silica: 29.8 %

Sieve Size (phi)	Sieve Midpt (phi)	Weight (grams)	Freq Weight %	Cumulative Weight %
-2.00	-2.125	0.000	0.000	0.000
-1.75	-1.875	0.000	0.000	0.000
-1.50	-1.625	0.000	0.000	0.000
-1.25	-1.375	0.000	0.000	0.000
-1.00	-1.125	0.206	0.737	0.737
-0.75	-0.875	0.351	1.255	1.992
-0.50	-0.625	0.597	2.135	4.127
-0.25	-0.375	0.794	2.839	6.966
0.00	-0.125	1.009	3.608	10.575
0.25	0.125	1.535	5.489	16.064
0.50	0.375	1.871	6.691	22.755
0.75	0.625	2.640	9.441	32.196
1.00	0.875	4.301	15.381	47.577
1.25	1.125	2.780	9.942	57.519
1.50	1.375	2.390	8.547	66.066
1.75	1.625	2.007	7.177	73.243
2.00	1.875	2.100	7.510	80.753
2.25	2.125	1.930	6.902	87.655
2.50	2.375	1.835	6.562	94.217
2.75	2.625	1.118	3.998	98.215
3.00	2.875	0.367	1.312	99.528
3.25	3.125	0.093	0.333	99.861
3.50	3.375	0.027	0.097	99.957
3.75	3.625	0.008	0.029	99.986
4.00	3.875	0.004	0.014	100.000
5.00	4.500	0.000	0.000	100.000

Statistical Results			
Mean:	1.1250	phi	(0.4585 mm)
Standard Dev:	0.9035	phi-units	(0.5346 mm)
Skewness:	-0.1026	dimensionless	
Kurtosis:	2.4662	dimensionless	
5th Moment:	-0.9570	dimensionless	
6th Moment:	8.6492	dimensionless	
RARD *	0.8031	dimensionless	
Median	0.9359	phi	(0.5227 mm)

* RARD = reciprocal absolute relative dispersion (see below)

Statistical Explanation	
Calculations based on the Method of Moments	
Skewness: 3rd Stand. Moment; Exact Gaussian = 0.0	
Kurtosis: 4th Stand. Moment; Exact Gaussian = 3.0	
For Further Explanation, See Calculation Sheets	
Millimeter data calculated by $mm = 2^{(-phi)}$	

Reciprocal Absolute Relative Dispersion (RARD) Scale	
< 0.5	Excellent homogeneity (e.g., beaches)
0.5 to 1.0	Good homogeneity
1.0 to 1.33	Fair homogeneity
> 1.33	Poor homogeneity (e.g., glacial)

