

Onshore Grab Sample

Sample: SJ-19-BB
Sample Taken By: J. Ladner
Sample Collected On: 12/3/03
Splits? N/A

County: St. Johns
Latitude: 30° 00' 13.0"
Longitude: 81° 19' 4.9"
Datum: WGS 84
Surf. Elev: N/A
Datum: N/A

Fine Data Summary

Total Sample Weight 76.426 grams
Total Fines in Sample 0.130 grams
Total Percent Fines 0.17 %

Dry Sieving Summary

Total Sample Weight 76.386 grams
Total Digested Weight 43.517 grams
Total Carbonate Weight 32.869 grams
Total Silica % 56.97 %
Total Carbonate % 43.03 %
Carbonate/Silica Ratio 0.755

General Comments:

None

Description

Worked By: M. Lachance

Pre-Digestion Grain Size Distribution

Onshore Grab Sample

Sample: SJ-19-BB

Total Sample Mass: 76.386 grams

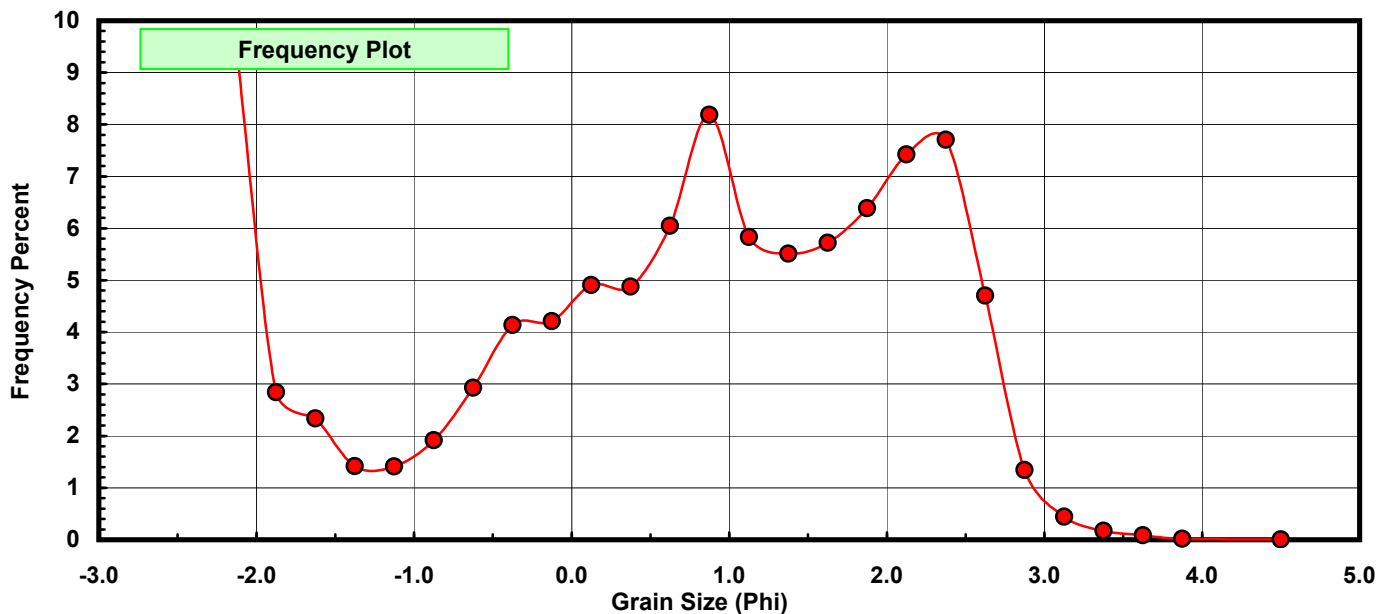
Sieve Size (phi)	Sieve Midpt (phi)	Weight (grams)	Freq Weight %	Cumulative Weight %
-2.00	-2.125	7.193	9.417	9.417
-1.75	-1.875	2.172	2.843	12.260
-1.50	-1.625	1.785	2.337	14.597
-1.25	-1.375	1.084	1.419	16.016
-1.00	-1.125	1.080	1.414	17.430
-0.75	-0.875	1.465	1.918	19.348
-0.50	-0.625	2.236	2.927	22.275
-0.25	-0.375	3.159	4.136	26.411
0.00	-0.125	3.218	4.213	30.623
0.25	0.125	3.749	4.908	35.531
0.50	0.375	3.725	4.877	40.408
0.75	0.625	4.619	6.047	46.455
1.00	0.875	6.253	8.186	54.641
1.25	1.125	4.457	5.835	60.476
1.50	1.375	4.209	5.510	65.986
1.75	1.625	4.372	5.724	71.709
2.00	1.875	4.880	6.389	78.098
2.25	2.125	5.669	7.422	85.520
2.50	2.375	5.885	7.704	93.224
2.75	2.625	3.595	4.706	97.930
3.00	2.875	1.026	1.343	99.273
3.25	3.125	0.339	0.444	99.717
3.50	3.375	0.132	0.173	99.890
3.75	3.625	0.064	0.084	99.974
4.00	3.875	0.015	0.020	99.993
5.00	4.500	0.005	0.007	100.000

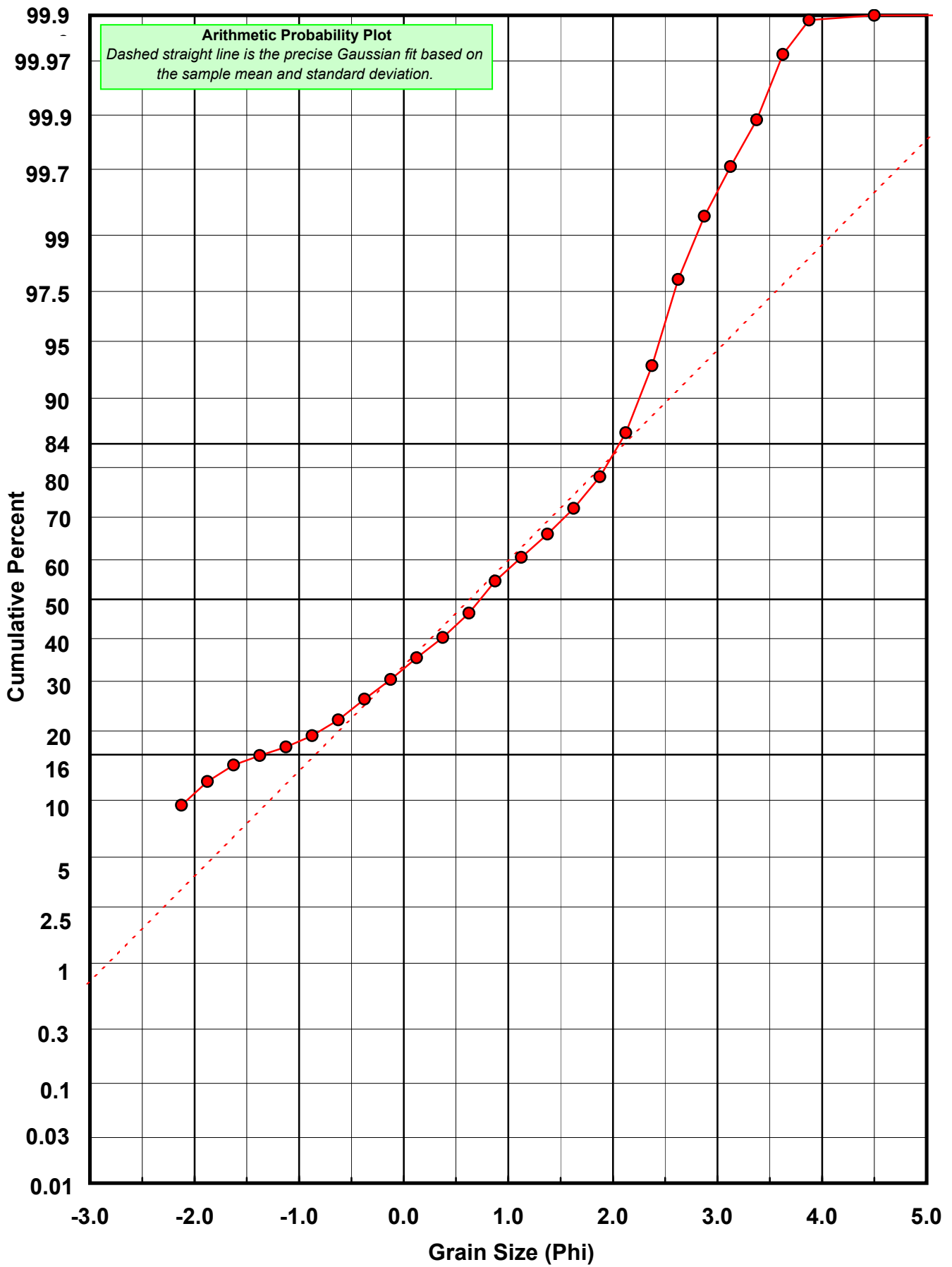
Statistical Results			
Mean:	0.6320	phi	(0.6453 mm)
Standard Dev:	1.4916	phi-units	(0.3556 mm)
Skewness:	-0.4724	dimensionless	
Kurtosis:	2.1556	dimensionless	
5th Moment:	-2.0398	dimensionless	
6th Moment:	5.8912	dimensionless	
RARD *	2.3601	dimensionless	
Median	0.7333	phi	(0.6015 mm)

* RARD = reciprocal absolute relative dispersion (see below)

Statistical Explanation	
Calculations based on the Method of Moments	
Skewness: 3rd Stand. Moment; Exact Gaussian = 0.0	
Kurtosis: 4th Stand. Moment; Exact Gaussian = 3.0	
For Further Explanation, See Calculation Sheets	
Millimeter data calculated by $mm = 2^{(-\phi)}$	

Reciprocal Absolute Relative Dispersion (RARD) Scale	
< 0.5	Excellent homogeneity (e.g., beaches)
0.5 to 1.0	Good homogeneity
1.0 to 1.33	Fair homogeneity
> 1.33	Poor homogeneity (e.g., glacial)





Carbonate Grain Size Distribution

Onshore Grab Sample

Sample: SJ-19-BB

Total Carbonate Mass: 33.673 grams

% Carbonate: 43.0 %

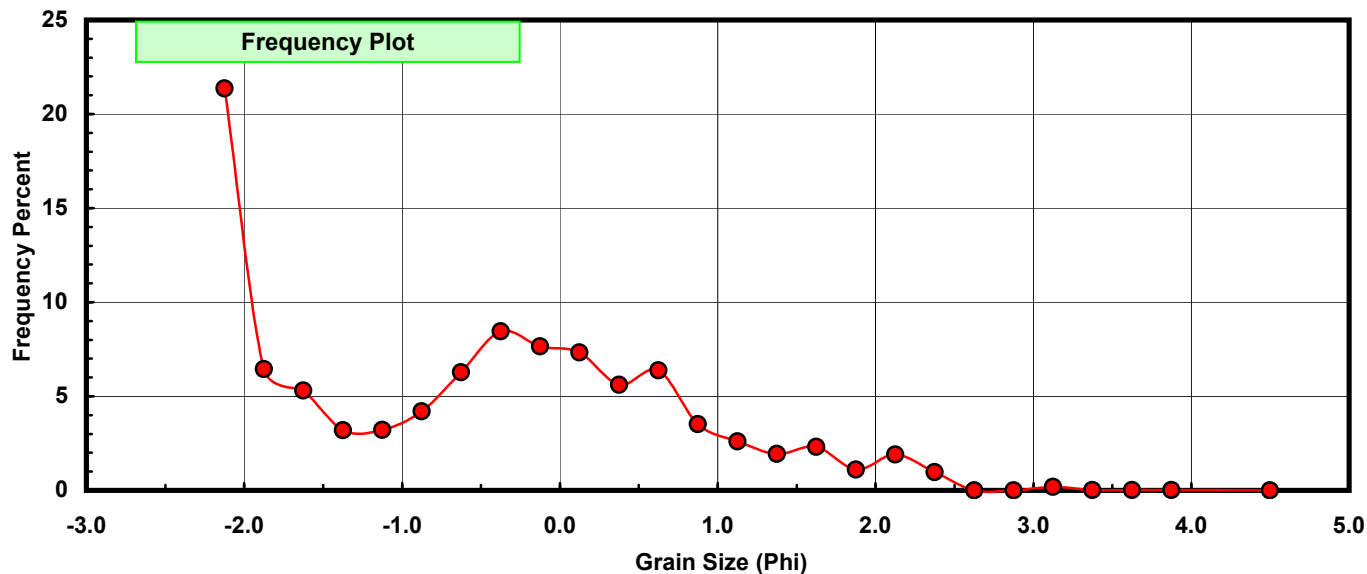
Sieve Size (phi)	Sieve Midpt (phi)	Weight (grams)	Freq Weight %	Cumulative Weight %
-2.00	-2.125	7.193	21.361	21.361
-1.75	-1.875	2.172	6.450	27.812
-1.50	-1.625	1.785	5.301	33.113
-1.25	-1.375	1.077	3.198	36.311
-1.00	-1.125	1.080	3.207	39.518
-0.75	-0.875	1.413	4.196	43.715
-0.50	-0.625	2.111	6.269	49.984
-0.25	-0.375	2.845	8.449	58.433
0.00	-0.125	2.578	7.656	66.089
0.25	0.125	2.470	7.335	73.424
0.50	0.375	1.887	5.604	79.028
0.75	0.625	2.147	6.376	85.404
1.00	0.875	1.188	3.528	88.932
1.25	1.125	0.874	2.596	91.527
1.50	1.375	0.655	1.945	93.473
1.75	1.625	0.778	2.310	95.783
2.00	1.875	0.375	1.114	96.897
2.25	2.125	0.644	1.913	98.809
2.50	2.375	0.328	0.974	99.783
2.75	2.625	0.000	0.000	99.783
3.00	2.875	0.000	0.000	99.783
3.25	3.125	0.062	0.184	99.967
3.50	3.375	0.005	0.015	99.982
3.75	3.625	0.003	0.009	99.991
4.00	3.875	0.003	0.009	100.000
5.00	4.500	0.000	0.000	100.000

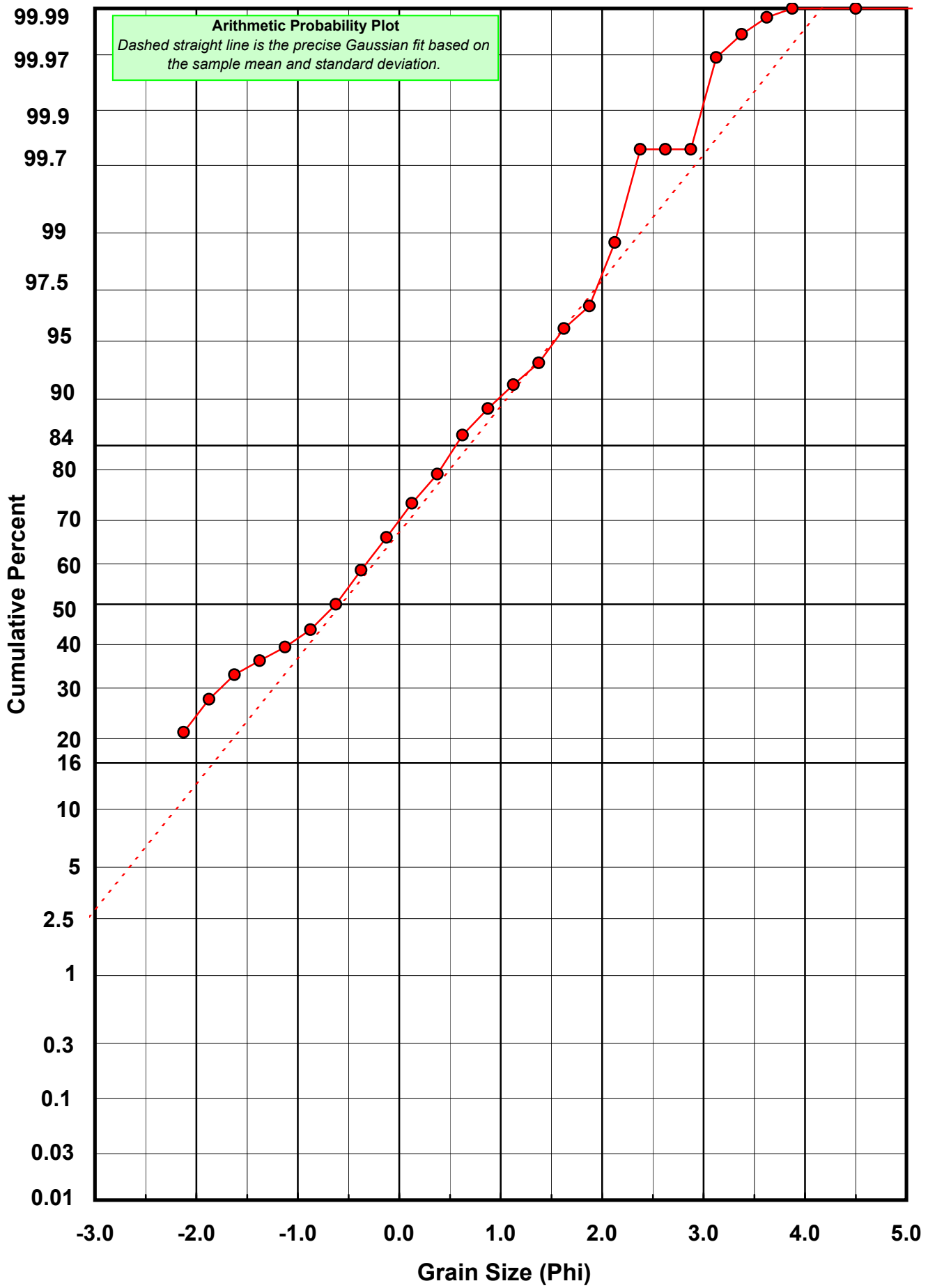
Statistical Results			
Mean:	-0.5723	phi	(1.4868 mm)
Standard Dev:	1.2716	phi-units	(0.4142 mm)
Skewness:	0.3455	dimensionless	
Kurtosis:	2.1618	dimensionless	
5th Moment:	2.4303	dimensionless	
6th Moment:	7.5133	dimensionless	
RARD *	2.2220	dimensionless	
Median	-0.6245	phi	(1.5417 mm)

* RARD = reciprocal absolute relative dispersion (see below)

Statistical Explanation	
Calculations based on the Method of Moments	
Skewness: 3rd Stand. Moment; Exact Gaussian = 0.0	
Kurtosis: 4th Stand. Moment; Exact Gaussian = 3.0	
For Further Explanation, See Calculation Sheets	
Millimeter data calculated by $mm = 2^{(-phi)}$	

Reciprocal Absolute Relative Dispersion (RARD) Scale	
< 0.5	Excellent homogeneity (e.g., beaches)
0.5 to 1.0	Good homogeneity
1.0 to 1.33	Fair homogeneity
> 1.33	Poor homogeneity (e.g., glacial)





Post-Digestion Grain Size Distribution

Onshore Grab Sample

Sample: SJ-19-BB

Total Digested Mass: 43.513 grams

% Silica: 57.0 %

Sieve Size (phi)	Sieve Midpt (phi)	Weight (grams)	Freq Weight %	Cumulative Weight %
-2.00	-2.125	0.000	0.000	0.000
-1.75	-1.875	0.000	0.000	0.000
-1.50	-1.625	0.000	0.000	0.000
-1.25	-1.375	0.007	0.016	0.016
-1.00	-1.125	0.000	0.000	0.016
-0.75	-0.875	0.052	0.120	0.136
-0.50	-0.625	0.125	0.287	0.423
-0.25	-0.375	0.314	0.722	1.144
0.00	-0.125	0.640	1.471	2.615
0.25	0.125	1.279	2.939	5.555
0.50	0.375	1.838	4.224	9.779
0.75	0.625	2.472	5.681	15.460
1.00	0.875	5.065	11.640	27.100
1.25	1.125	3.583	8.234	35.334
1.50	1.375	3.554	8.168	43.502
1.75	1.625	3.594	8.260	51.762
2.00	1.875	4.505	10.353	62.115
2.25	2.125	5.025	11.548	73.663
2.50	2.375	5.557	12.771	86.434
2.75	2.625	4.100	9.422	95.856
3.00	2.875	1.326	3.047	98.904
3.25	3.125	0.277	0.637	99.540
3.50	3.375	0.127	0.292	99.832
3.75	3.625	0.061	0.140	99.972
4.00	3.875	0.012	0.028	100.000
5.00	4.500	0.000	0.000	100.000

Statistical Results			
Mean:	1.6021	phi	(0.3294 mm)
Standard Dev:	0.8196	phi-units	(0.5666 mm)
Skewness:	-0.3184	dimensionless	
Kurtosis:	2.3272	dimensionless	
5th Moment:	-2.0383	dimensionless	
6th Moment:	8.9456	dimensionless	
RARD *	0.5116	dimensionless	
Median	1.5717	phi	(0.3364 mm)

* RARD = reciprocal absolute relative dispersion (see below)

Statistical Explanation	
Calculations based on the Method of Moments	
Skewness: 3rd Stand. Moment; Exact Gaussian = 0.0	
Kurtosis: 4th Stand. Moment; Exact Gaussian = 3.0	
For Further Explanation, See Calculation Sheets	
Millimeter data calculated by $mm = 2^{(-phi)}$	

Reciprocal Absolute Relative Dispersion (RARD) Scale	
< 0.5	Excellent homogeneity (e.g., beaches)
0.5 to 1.0	Good homogeneity
1.0 to 1.33	Fair homogeneity
> 1.33	Poor homogeneity (e.g., glacial)

