

Onshore Grab Sample

Sample: SJ-18-SS
Sample Taken By: J. Ladner
Sample Collected On: 12/3/03
Splits? N/A

County: St. Johns
Latitude: 30° 01' 3.6"
Longitude: 81° 19' 16.7"
Datum: WGS 84
Surf. Elev: N/A
Datum: N/A

Fine Data Summary

Total Sample Weight 97.484 grams
Total Fines in Sample 0.957 grams
Total Percent Fines 0.97 %

Dry Sieving Summary

Total Sample Weight 96.512 grams
Total Digested Weight 72.674 grams
Total Carbonate Weight 23.838 grams
Total Silica % 75.30 %
Total Carbonate % 24.70 %
Carbonate/Silica Ratio 0.328

General Comments:

None

Description

Worked By: M. Lachance

Pre-Digestion Grain Size Distribution

Onshore Grab Sample

Sample: SJ-18-SS

Total Sample Mass: 96.512 grams

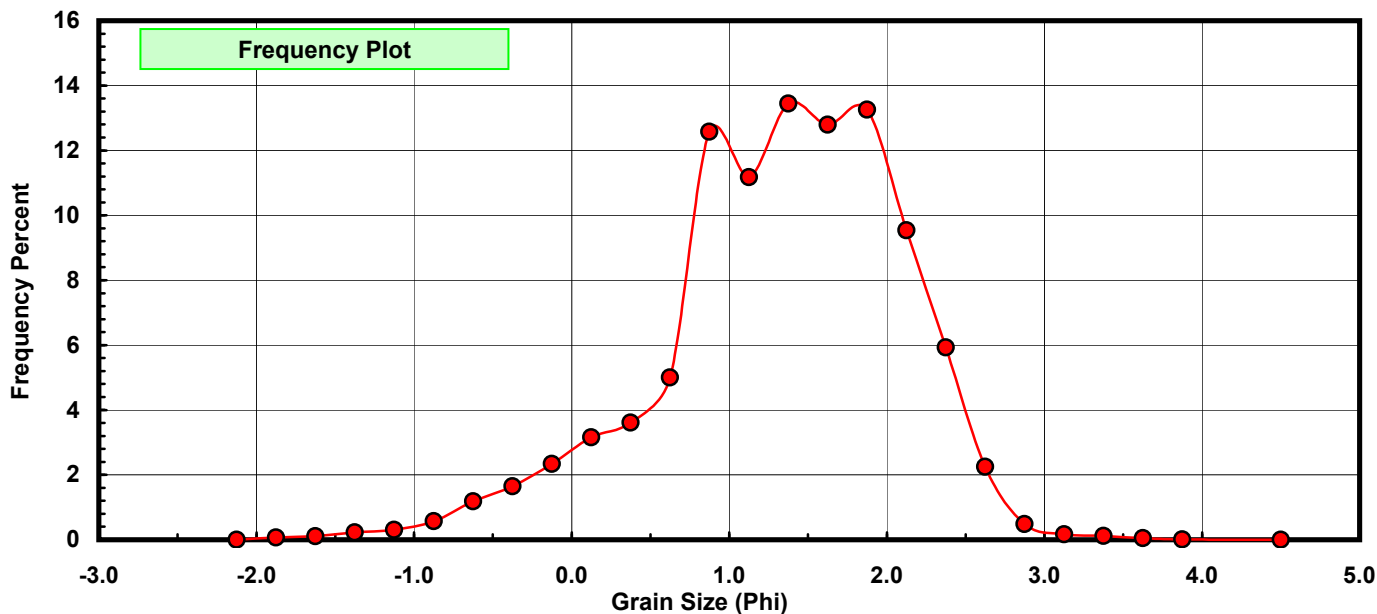
Sieve Size (phi)	Sieve Midpt (phi)	Weight (grams)	Freq Weight %	Cumulative Weight %
-2.00	-2.125	0.000	0.000	0.000
-1.75	-1.875	0.062	0.064	0.064
-1.50	-1.625	0.107	0.111	0.175
-1.25	-1.375	0.220	0.228	0.403
-1.00	-1.125	0.295	0.306	0.709
-0.75	-0.875	0.552	0.572	1.281
-0.50	-0.625	1.142	1.183	2.464
-0.25	-0.375	1.590	1.647	4.111
0.00	-0.125	2.257	2.339	6.450
0.25	0.125	3.043	3.153	9.603
0.50	0.375	3.489	3.615	13.218
0.75	0.625	4.824	4.998	18.216
1.00	0.875	12.140	12.579	30.795
1.25	1.125	10.785	11.175	41.970
1.50	1.375	12.980	13.449	55.419
1.75	1.625	12.350	12.796	68.215
2.00	1.875	12.794	13.256	81.472
2.25	2.125	9.206	9.539	91.010
2.50	2.375	5.717	5.924	96.934
2.75	2.625	2.169	2.247	99.181
3.00	2.875	0.464	0.481	99.662
3.25	3.125	0.160	0.166	99.828
3.50	3.375	0.110	0.114	99.942
3.75	3.625	0.046	0.048	99.990
4.00	3.875	0.009	0.009	99.999
5.00	4.500	0.001	0.001	100.000

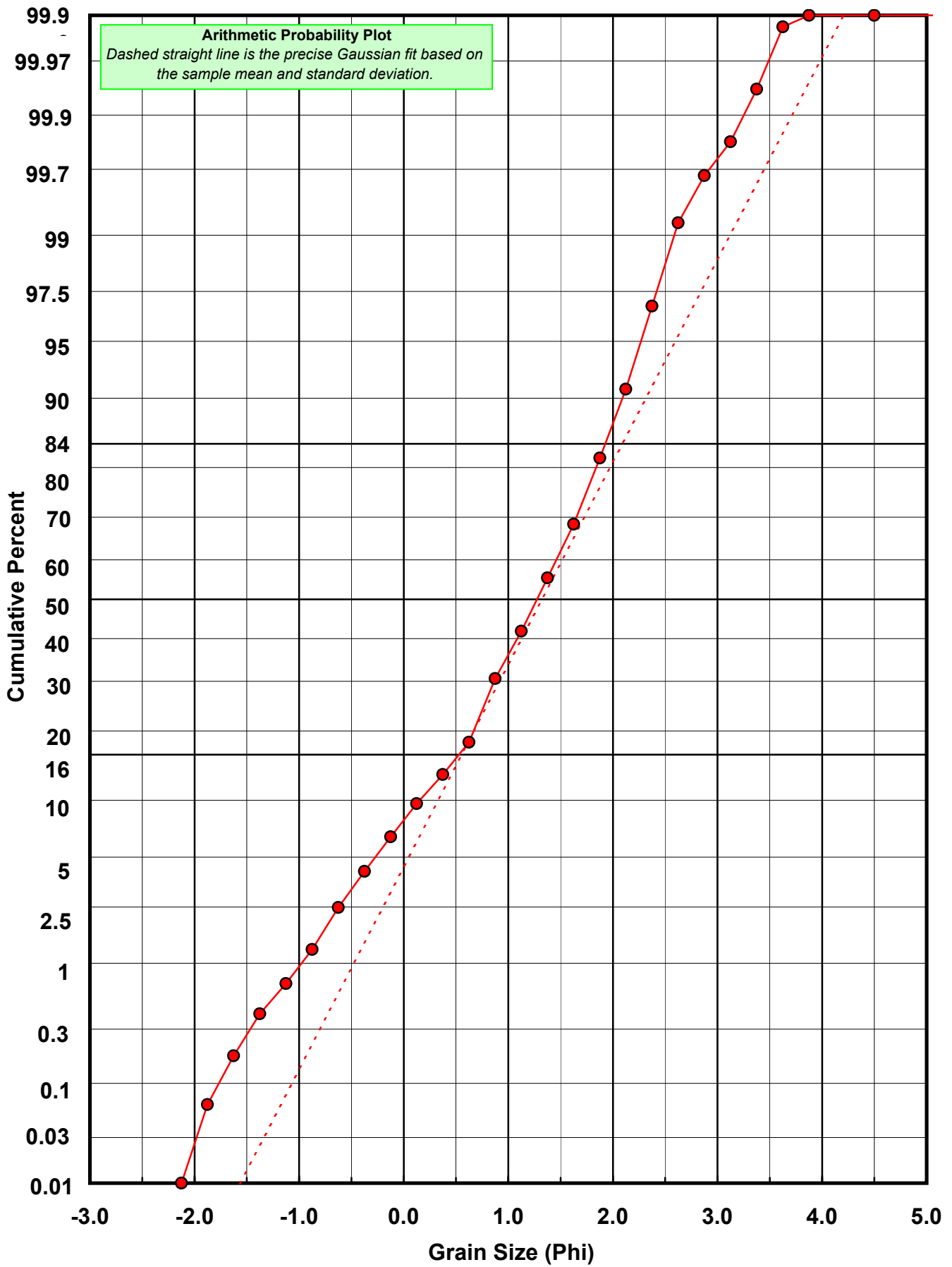
Statistical Results			
Mean:	1.3222	phi	(0.3999 mm)
Standard Dev:	0.7750	phi-units	(0.5844 mm)
Skewness:	-0.6792	dimensionless	
Kurtosis:	3.6683	dimensionless	
5th Moment:	-6.5593	dimensionless	
6th Moment:	25.6907	dimensionless	
RARD *	0.5861	dimensionless	
Median	1.2743	phi	(0.4134 mm)

* RARD = reciprocal absolute relative dispersion (see below)

Statistical Explanation	
Calculations based on the Method of Moments	
Skewness: 3rd Stand. Moment; Exact Gaussian = 0.0	
Kurtosis: 4th Stand. Moment; Exact Gaussian = 3.0	
For Further Explanation, See Calculation Sheets	
Millimeter data calculated by $mm = 2^{(-phi)}$	

Reciprocal Absolute Relative Dispersion (RARD) Scale	
< 0.5	Excellent homogeneity (e.g., beaches)
0.5 to 1.0	Good homogeneity
1.0 to 1.33	Fair homogeneity
> 1.33	Poor homogeneity (e.g., glacial)





Carbonate Grain Size Distribution

Onshore Grab Sample

Sample: SJ-18-SS

Total Carbonate Mass: 24.014 grams

% Carbonate: 24.7 %

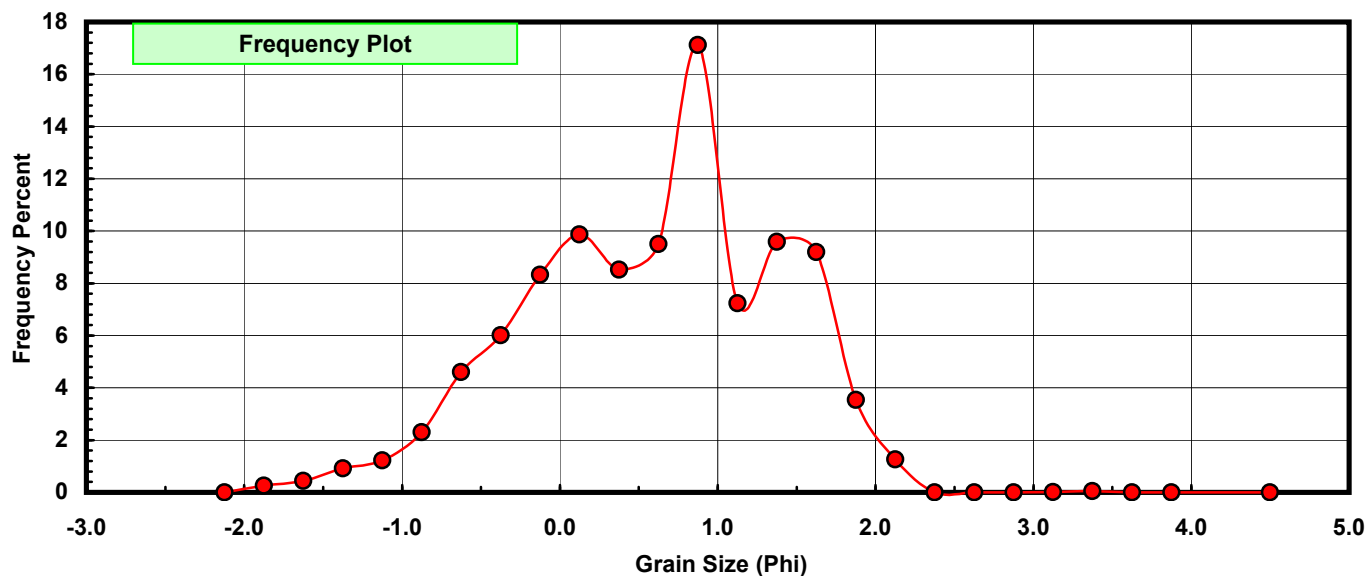
Sieve Size (phi)	Sieve Midpt (phi)	Weight (grams)	Freq Weight %	Cumulative Weight %
-2.00	-2.125	0.000	0.000	0.000
-1.75	-1.875	0.062	0.258	0.258
-1.50	-1.625	0.107	0.446	0.704
-1.25	-1.375	0.220	0.916	1.620
-1.00	-1.125	0.295	1.228	2.848
-0.75	-0.875	0.552	2.299	5.147
-0.50	-0.625	1.105	4.601	9.748
-0.25	-0.375	1.445	6.017	15.766
0.00	-0.125	2.001	8.333	24.098
0.25	0.125	2.371	9.873	33.972
0.50	0.375	2.046	8.520	42.492
0.75	0.625	2.283	9.507	51.999
1.00	0.875	4.111	17.119	69.118
1.25	1.125	1.739	7.242	76.360
1.50	1.375	2.302	9.586	85.946
1.75	1.625	2.209	9.199	95.144
2.00	1.875	0.850	3.540	98.684
2.25	2.125	0.302	1.258	99.942
2.50	2.375	0.000	0.000	99.942
2.75	2.625	0.000	0.000	99.942
3.00	2.875	0.000	0.000	99.942
3.25	3.125	0.003	0.012	99.954
3.50	3.375	0.011	0.046	100.000
3.75	3.625	0.000	0.000	100.000
4.00	3.875	0.000	0.000	100.000
5.00	4.500	0.000	0.000	100.000

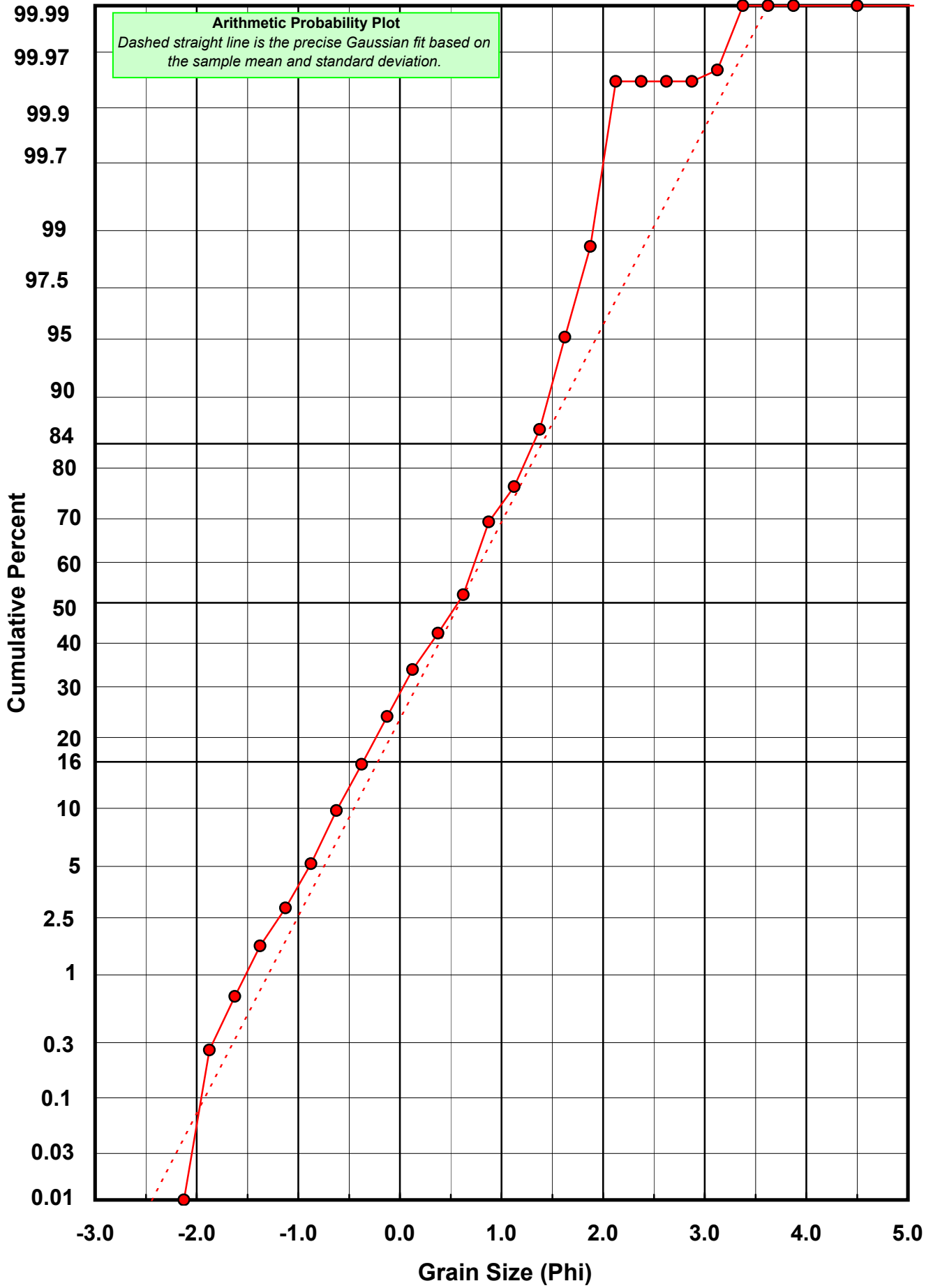
Statistical Results			
Mean:	0.5909	phi	(0.6639 mm)
Standard Dev:	0.8140	phi-units	(0.5688 mm)
Skewness:	-0.3376	dimensionless	
Kurtosis:	2.5644	dimensionless	
5th Moment:	-2.3676	dimensionless	
6th Moment:	11.0966	dimensionless	
RARD *	1.3775	dimensionless	
Median	0.5724	phi	(0.6725 mm)

* RARD = reciprocal absolute relative dispersion (see below)

Statistical Explanation	
Calculations based on the Method of Moments	
Skewness: 3rd Stand. Moment; Exact Gaussian = 0.0	
Kurtosis: 4th Stand. Moment; Exact Gaussian = 3.0	
For Further Explanation, See Calculation Sheets	
Millimeter data calculated by $mm = 2^{(-phi)}$	

Reciprocal Absolute Relative Dispersion (RARD) Scale	
< 0.5	Excellent homogeneity (e.g., beaches)
0.5 to 1.0	Good homogeneity
1.0 to 1.33	Fair homogeneity
> 1.33	Poor homogeneity (e.g., glacial)





Post-Digestion Grain Size Distribution

Onshore Grab Sample

Sample: SJ-18-SS

Total Digested Mass: 72.672 grams

% Silica: 75.3 %

Sieve Size (phi)	Sieve Midpt (phi)	Weight (grams)	Freq Weight %	Cumulative Weight %
-2.00	-2.125	0.000	0.000	0.000
-1.75	-1.875	0.000	0.000	0.000
-1.50	-1.625	0.000	0.000	0.000
-1.25	-1.375	0.000	0.000	0.000
-1.00	-1.125	0.000	0.000	0.000
-0.75	-0.875	0.000	0.000	0.000
-0.50	-0.625	0.037	0.051	0.051
-0.25	-0.375	0.145	0.200	0.250
0.00	-0.125	0.256	0.352	0.603
0.25	0.125	0.672	0.925	1.527
0.50	0.375	1.443	1.986	3.513
0.75	0.625	2.541	3.497	7.010
1.00	0.875	8.029	11.048	18.058
1.25	1.125	9.046	12.448	30.506
1.50	1.375	10.678	14.693	45.199
1.75	1.625	10.141	13.954	59.153
2.00	1.875	11.944	16.435	75.589
2.25	2.125	8.904	12.252	87.841
2.50	2.375	5.738	7.896	95.737
2.75	2.625	2.307	3.175	98.912
3.00	2.875	0.479	0.659	99.571
3.25	3.125	0.157	0.216	99.787
3.50	3.375	0.099	0.136	99.923
3.75	3.625	0.047	0.065	99.988
4.00	3.875	0.009	0.012	100.000
5.00	4.500	0.000	0.000	100.000

Statistical Results			
Mean:	1.5670	phi	(0.3375 mm)
Standard Dev:	0.5930	phi-units	(0.663 mm)
Skewness:	-0.1579	dimensionless	
Kurtosis:	2.9136	dimensionless	
5th Moment:	-1.3959	dimensionless	
6th Moment:	15.6996	dimensionless	
RARD *	0.3785	dimensionless	
Median	1.4610	phi	(0.3632 mm)

* RARD = reciprocal absolute relative dispersion (see below)

Statistical Explanation	
Calculations based on the Method of Moments	
Skewness: 3rd Stand. Moment; Exact Gaussian = 0.0	
Kurtosis: 4th Stand. Moment; Exact Gaussian = 3.0	
For Further Explanation, See Calculation Sheets	
Millimeter data calculated by $mm = 2^{(-phi)}$	

Reciprocal Absolute Relative Dispersion (RARD) Scale	
< 0.5	Excellent homogeneity (e.g., beaches)
0.5 to 1.0	Good homogeneity
1.0 to 1.33	Fair homogeneity
> 1.33	Poor homogeneity (e.g., glacial)

