

Onshore Grab Sample

Sample: SJ-18-BB
Sample Taken By: J. Ladner
Sample Collected On: 12/3/03
Splits? N/A

County: St. Johns
Latitude: 30° 01' 3.3"
Longitude: 81° 19' 17.1"
Datum: WGS 84
Surf. Elev: N/A
Datum: N/A

Fine Data Summary

Total Sample Weight 83.699 grams
Total Fines in Sample 0.105 grams
Total Percent Fines 0.13 %

Dry Sieving Summary

Total Sample Weight 83.596 grams
Total Digested Weight 46.179 grams
Total Carbonate Weight 37.417 grams
Total Silica % 55.24 %
Total Carbonate % 44.76 %
Carbonate/Silica Ratio 0.810

General Comments:

None

Description

Worked By: M. Lachance

Pre-Digestion Grain Size Distribution

Onshore Grab Sample

Sample: SJ-18-BB

Total Sample Mass: 83.596 grams

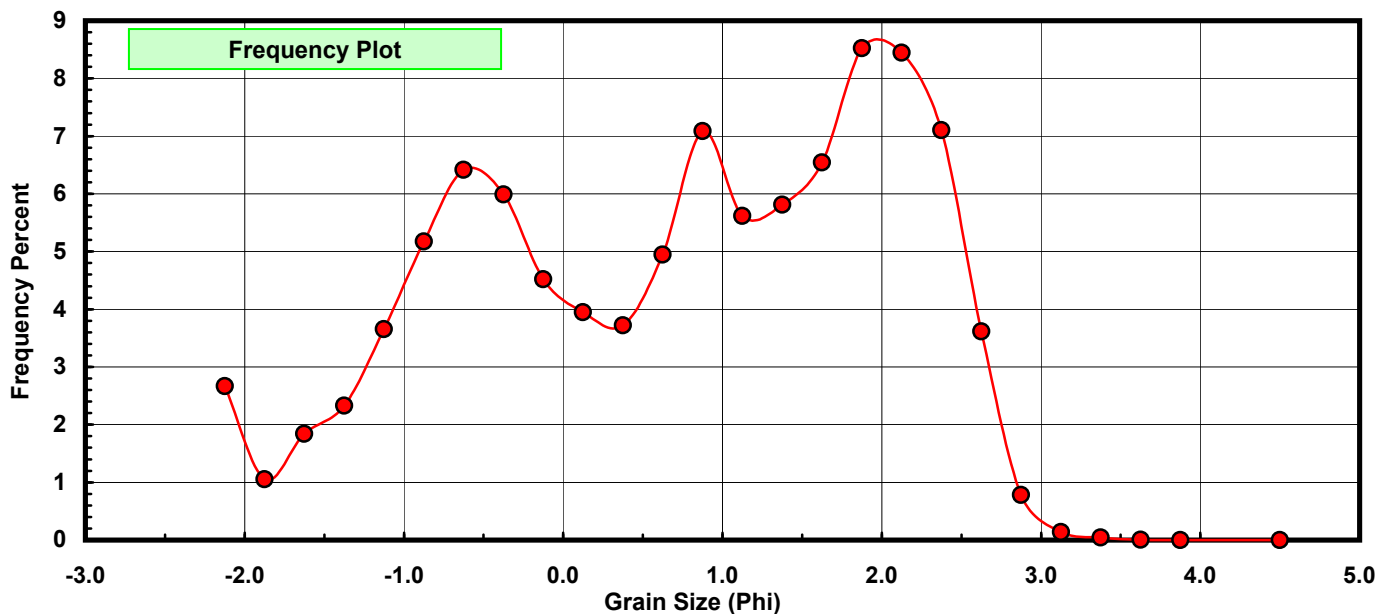
Sieve Size (phi)	Sieve Midpt (phi)	Weight (grams)	Freq Weight %	Cumulative Weight %
-2.00	-2.125	2.231	2.669	2.669
-1.75	-1.875	0.883	1.056	3.725
-1.50	-1.625	1.537	1.839	5.564
-1.25	-1.375	1.949	2.331	7.895
-1.00	-1.125	3.057	3.657	11.552
-0.75	-0.875	4.326	5.175	16.727
-0.50	-0.625	5.365	6.418	23.145
-0.25	-0.375	5.008	5.991	29.135
0.00	-0.125	3.778	4.519	33.655
0.25	0.125	3.299	3.946	37.601
0.50	0.375	3.111	3.721	41.323
0.75	0.625	4.136	4.948	46.270
1.00	0.875	5.926	7.089	53.359
1.25	1.125	4.696	5.617	58.977
1.50	1.375	4.857	5.810	64.787
1.75	1.625	5.471	6.545	71.331
2.00	1.875	7.127	8.526	79.857
2.25	2.125	7.062	8.448	88.304
2.50	2.375	5.939	7.104	95.409
2.75	2.625	3.021	3.614	99.023
3.00	2.875	0.653	0.781	99.804
3.25	3.125	0.117	0.140	99.944
3.50	3.375	0.039	0.047	99.990
3.75	3.625	0.006	0.007	99.998
4.00	3.875	0.001	0.001	99.999
5.00	4.500	0.001	0.001	100.000

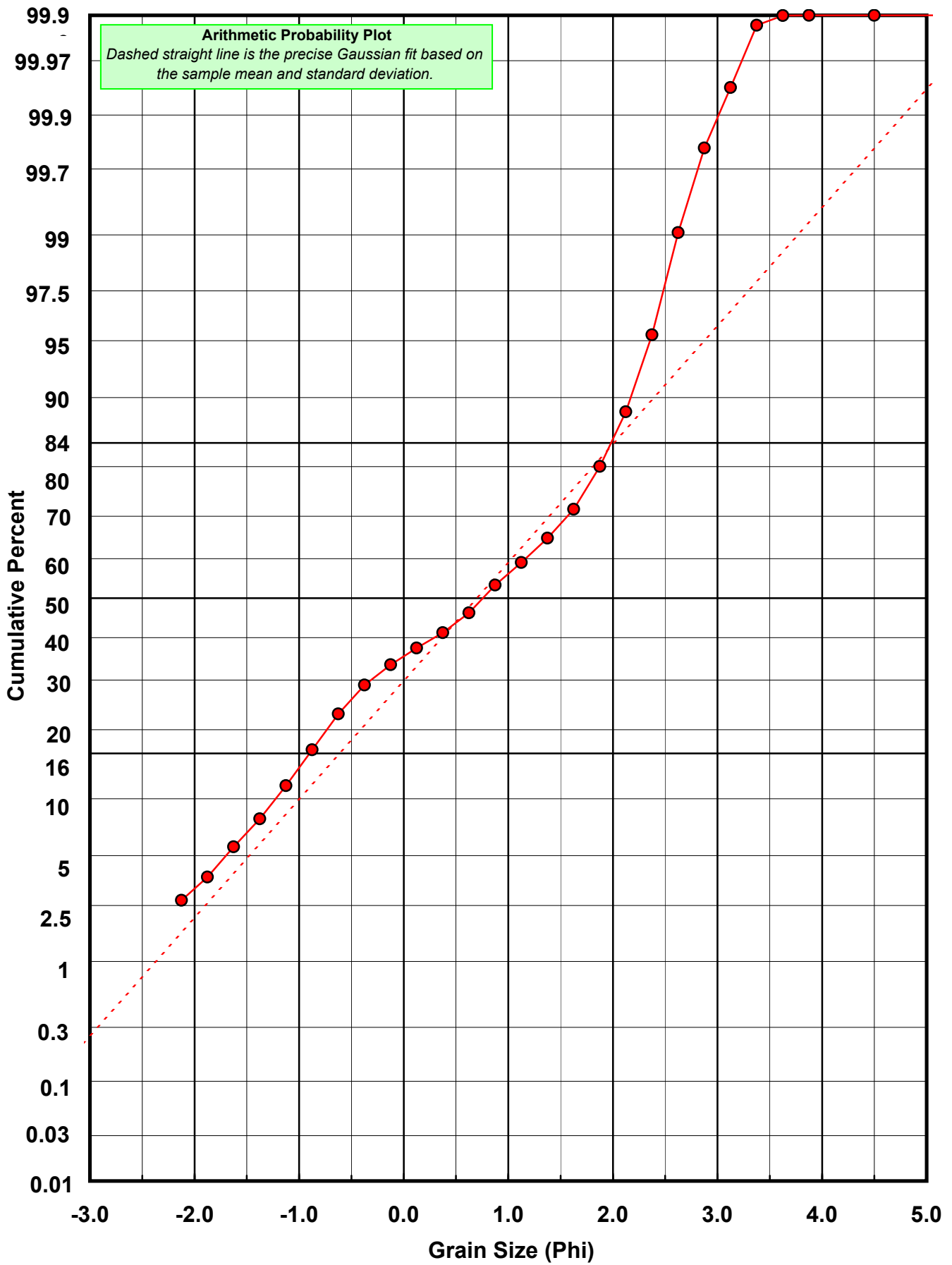
Statistical Results			
Mean:	0.6999	phi	(0.6156 mm)
Standard Dev:	1.3231	phi-units	(0.3997 mm)
Skewness:	-0.3244	dimensionless	
Kurtosis:	1.9966	dimensionless	
5th Moment:	-1.6296	dimensionless	
6th Moment:	5.6159	dimensionless	
RARD *	1.8904	dimensionless	
Median	0.7565	phi	(0.5919 mm)

* RARD = reciprocal absolute relative dispersion (see below)

Statistical Explanation
Calculations based on the Method of Moments
Skewness: 3rd Stand. Moment; Exact Gaussian = 0.0
Kurtosis: 4th Stand. Moment; Exact Gaussian = 3.0
For Further Explanation, See Calculation Sheets
Millimeter data calculated by $mm = 2^{(-phi)}$

Reciprocal Absolute Relative Dispersion (RARD) Scale	
< 0.5	Excellent homogeneity (e.g., beaches)
0.5 to 1.0	Good homogeneity
1.0 to 1.33	Fair homogeneity
> 1.33	Poor homogeneity (e.g., glacial)





Carbonate Grain Size Distribution

Onshore Grab Sample

Sample: SJ-18-BB

Total Carbonate Mass: 37.472 grams

% Carbonate: 44.8 %

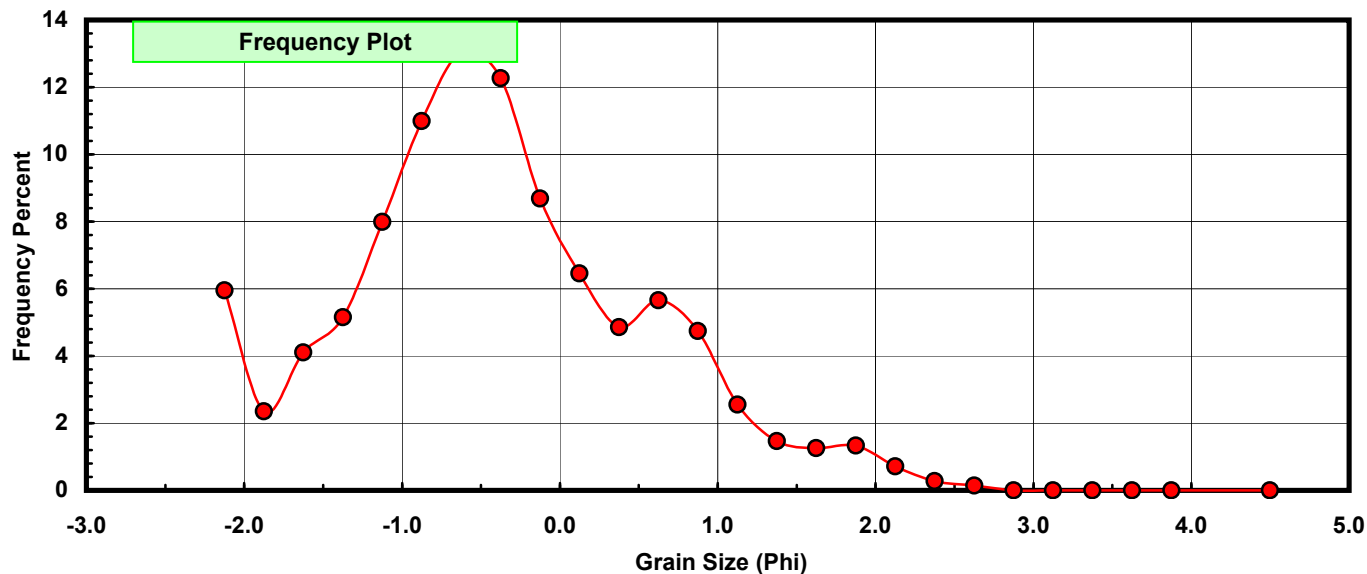
Sieve Size (phi)	Sieve Midpt (phi)	Weight (grams)	Freq Weight %	Cumulative Weight %
-2.00	-2.125	2.231	5.954	5.954
-1.75	-1.875	0.883	2.356	8.310
-1.50	-1.625	1.537	4.102	12.412
-1.25	-1.375	1.931	5.153	17.565
-1.00	-1.125	2.993	7.987	25.552
-0.75	-0.875	4.117	10.987	36.539
-0.50	-0.625	4.894	13.060	49.600
-0.25	-0.375	4.597	12.268	61.868
0.00	-0.125	3.253	8.681	70.549
0.25	0.125	2.419	6.455	77.004
0.50	0.375	1.821	4.860	81.864
0.75	0.625	2.120	5.658	87.521
1.00	0.875	1.776	4.740	92.261
1.25	1.125	0.955	2.549	94.809
1.50	1.375	0.548	1.462	96.272
1.75	1.625	0.471	1.257	97.529
2.00	1.875	0.500	1.334	98.863
2.25	2.125	0.269	0.718	99.581
2.50	2.375	0.104	0.278	99.859
2.75	2.625	0.052	0.139	99.997
3.00	2.875	0.000	0.000	99.997
3.25	3.125	0.000	0.000	99.997
3.50	3.375	0.001	0.003	100.000
3.75	3.625	0.000	0.000	100.000
4.00	3.875	0.000	0.000	100.000
5.00	4.500	0.000	0.000	100.000

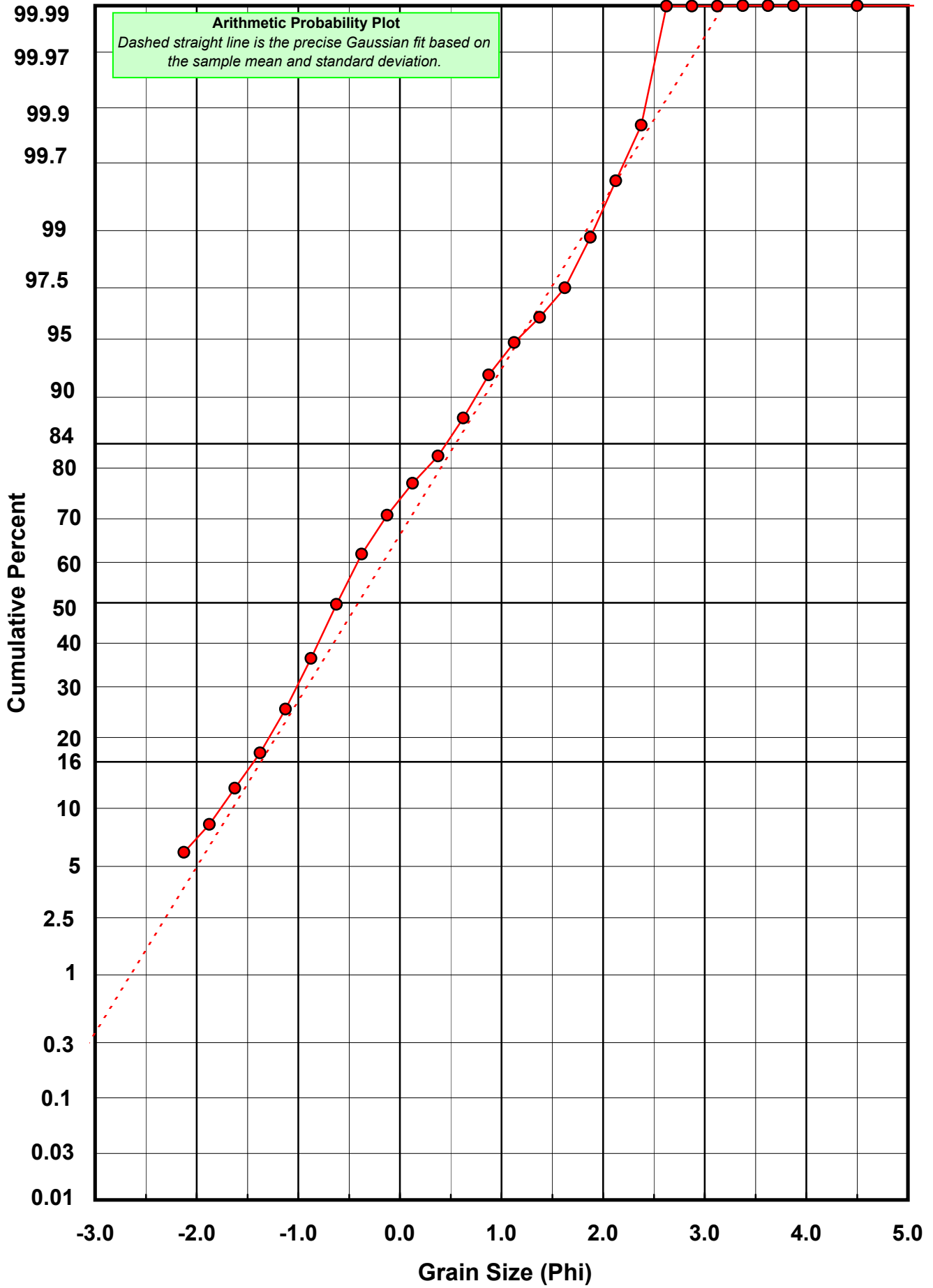
Statistical Results			
Mean:	-0.4098	phi	(1.3285 mm)
Standard Dev:	0.9661	phi-units	(0.5119 mm)
Skewness:	0.3644	dimensionless	
Kurtosis:	2.8984	dimensionless	
5th Moment:	2.9083	dimensionless	
6th Moment:	12.8686	dimensionless	
RARD *	2.3578	dimensionless	
Median	-0.6168	phi	(1.5335 mm)

* RARD = reciprocal absolute relative dispersion (see below)

Statistical Explanation	
Calculations based on the Method of Moments	
Skewness: 3rd Stand. Moment; Exact Gaussian = 0.0	
Kurtosis: 4th Stand. Moment; Exact Gaussian = 3.0	
For Further Explanation, See Calculation Sheets	
Millimeter data calculated by $mm = 2^{(-\phi)}$	

Reciprocal Absolute Relative Dispersion (RARD) Scale	
< 0.5	Excellent homogeneity (e.g., beaches)
0.5 to 1.0	Good homogeneity
1.0 to 1.33	Fair homogeneity
> 1.33	Poor homogeneity (e.g., glacial)





Post-Digestion Grain Size Distribution

Onshore Grab Sample

Sample: SJ-18-BB

Total Digested Mass: 46.177 grams

% Silica: 55.2 %

Sieve Size (phi)	Sieve Midpt (phi)	Weight (grams)	Freq Weight %	Cumulative Weight %
-2.00	-2.125	0.000	0.000	0.000
-1.75	-1.875	0.000	0.000	0.000
-1.50	-1.625	0.000	0.000	0.000
-1.25	-1.375	0.018	0.039	0.039
-1.00	-1.125	0.064	0.139	0.178
-0.75	-0.875	0.209	0.453	0.630
-0.50	-0.625	0.471	1.020	1.650
-0.25	-0.375	0.411	0.890	2.540
0.00	-0.125	0.525	1.137	3.677
0.25	0.125	0.880	1.906	5.583
0.50	0.375	1.290	2.794	8.376
0.75	0.625	2.016	4.366	12.742
1.00	0.875	4.150	8.987	21.729
1.25	1.125	3.741	8.101	29.831
1.50	1.375	4.309	9.331	39.162
1.75	1.625	5.000	10.828	49.990
2.00	1.875	6.627	14.351	64.342
2.25	2.125	6.793	14.711	79.052
2.50	2.375	5.835	12.636	91.689
2.75	2.625	2.969	6.430	98.118
3.00	2.875	0.700	1.516	99.634
3.25	3.125	0.120	0.260	99.894
3.50	3.375	0.038	0.082	99.976
3.75	3.625	0.007	0.015	99.991
4.00	3.875	0.004	0.009	100.000
5.00	4.500	0.000	0.000	100.000

Statistical Results			
Mean:	1.6029	phi	(0.3292 mm)
Standard Dev:	0.7732	phi-units	(0.5851 mm)
Skewness:	-0.7706	dimensionless	
Kurtosis:	3.3872	dimensionless	
5th Moment:	-6.6247	dimensionless	
6th Moment:	21.8519	dimensionless	
RARD *	0.4824	dimensionless	
Median	1.6252	phi	(0.3242 mm)

* RARD = reciprocal absolute relative dispersion (see below)

Statistical Explanation	
Calculations based on the Method of Moments	
Skewness: 3rd Stand. Moment; Exact Gaussian = 0.0	
Kurtosis: 4th Stand. Moment; Exact Gaussian = 3.0	
For Further Explanation, See Calculation Sheets	
Millimeter data calculated by $mm = 2^{(-\phi)}$	

Reciprocal Absolute Relative Dispersion (RARD) Scale	
< 0.5	Excellent homogeneity (e.g., beaches)
0.5 to 1.0	Good homogeneity
1.0 to 1.33	Fair homogeneity
> 1.33	Poor homogeneity (e.g., glacial)

