

Onshore Grab Sample

Sample: SJ-16-BB
Sample Taken By: J. Ladner
Sample Collected On: 12/2/03
Splits? N/A

County: St. Johns
Latitude: 30° 02' 45.9"
Longitude: 81° 19' 42.5"
Datum: WGS 84
Surf. Elev: N/A
Datum: N/A

Fine Data Summary

Total Sample Weight 70.622 grams
Total Fines in Sample 0.470 grams
Total Percent Fines 0.66 %

Dry Sieving Summary

Total Sample Weight 70.172 grams
Total Digested Weight 37.776 grams
Total Carbonate Weight 32.396 grams
Total Silica % 53.83 %
Total Carbonate % 46.17 %
Carbonate/Silica Ratio 0.858

General Comments:

None

Description

Worked By: M. Lachance

Pre-Digestion Grain Size Distribution

Onshore Grab Sample

Sample: SJ-16-BB

Total Sample Mass: 70.172 grams

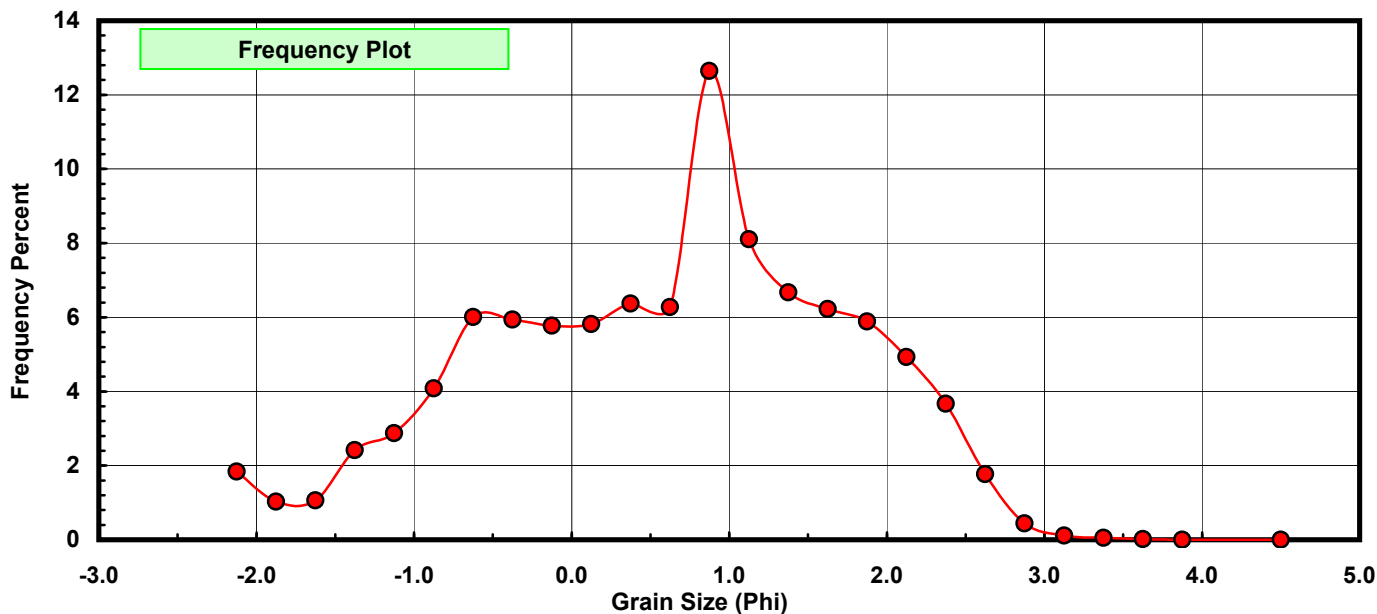
Sieve Size (phi)	Sieve Midpt (phi)	Weight (grams)	Freq Weight %	Cumulative Weight %
-2.00	-2.125	1.288	1.835	1.835
-1.75	-1.875	0.722	1.029	2.864
-1.50	-1.625	0.745	1.062	3.926
-1.25	-1.375	1.695	2.415	6.342
-1.00	-1.125	2.015	2.872	9.213
-0.75	-0.875	2.864	4.081	13.294
-0.50	-0.625	4.213	6.004	19.298
-0.25	-0.375	4.169	5.941	25.239
0.00	-0.125	4.049	5.770	31.010
0.25	0.125	4.081	5.816	36.825
0.50	0.375	4.472	6.373	43.198
0.75	0.625	4.402	6.273	49.471
1.00	0.875	8.873	12.645	62.116
1.25	1.125	5.689	8.107	70.223
1.50	1.375	4.681	6.671	76.894
1.75	1.625	4.365	6.220	83.114
2.00	1.875	4.131	5.887	89.001
2.25	2.125	3.461	4.932	93.933
2.50	2.375	2.577	3.672	97.606
2.75	2.625	1.243	1.771	99.377
3.00	2.875	0.310	0.442	99.819
3.25	3.125	0.080	0.114	99.933
3.50	3.375	0.034	0.048	99.981
3.75	3.625	0.011	0.016	99.997
4.00	3.875	0.001	0.001	99.999
5.00	4.500	0.001	0.001	100.000

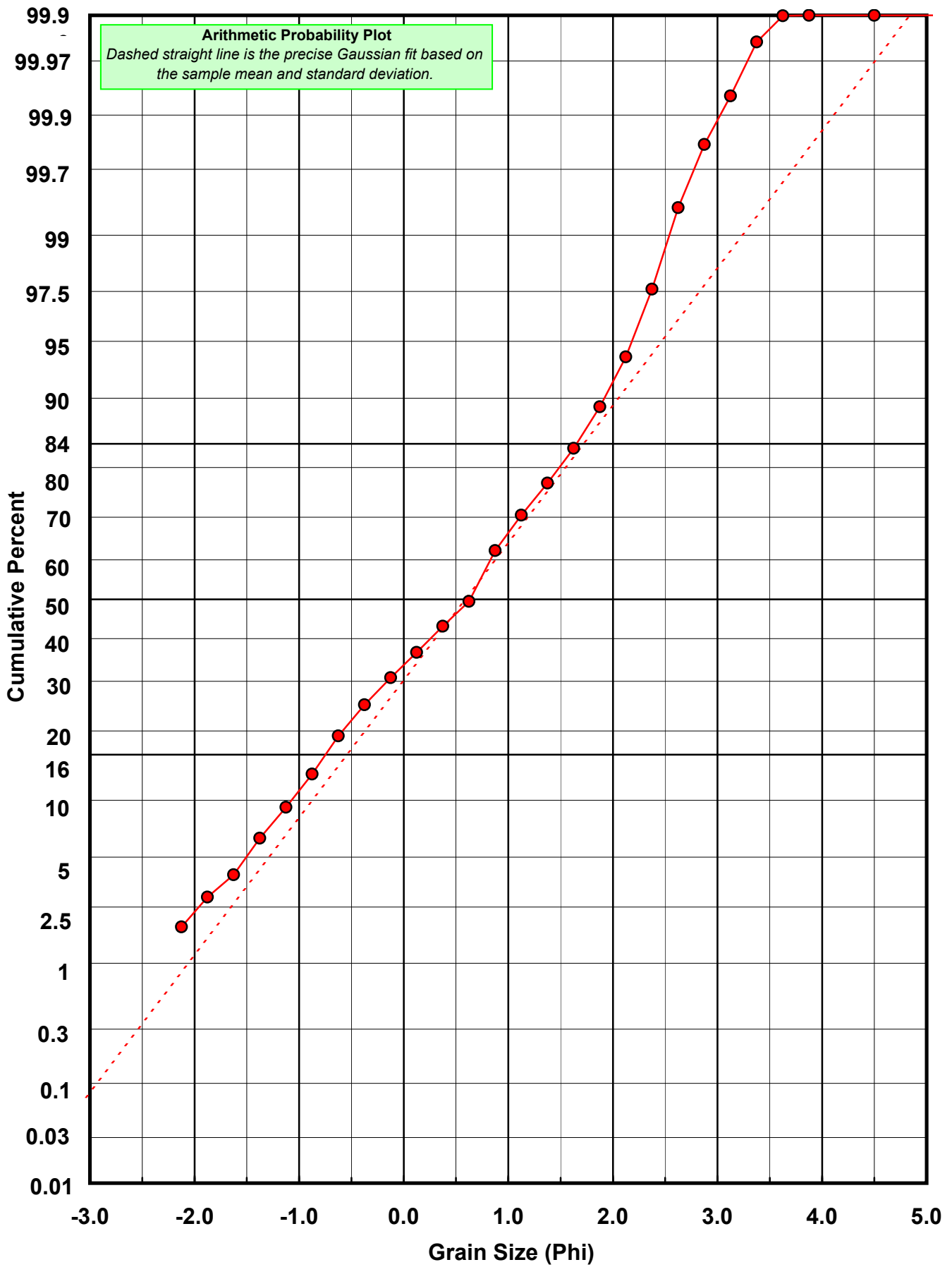
Statistical Results			
Mean:	0.5887	phi	(0.6649 mm)
Standard Dev:	1.1419	phi-units	(0.4532 mm)
Skewness:	-0.2804	dimensionless	
Kurtosis:	2.4214	dimensionless	
5th Moment:	-1.7099	dimensionless	
6th Moment:	8.4497	dimensionless	
RARD *	1.9395	dimensionless	
Median	0.6355	phi	(0.6437 mm)

* RARD = reciprocal absolute relative dispersion (see below)

Statistical Explanation	
Calculations based on the Method of Moments	
Skewness: 3rd Stand. Moment; Exact Gaussian = 0.0	
Kurtosis: 4th Stand. Moment; Exact Gaussian = 3.0	
For Further Explanation, See Calculation Sheets	
Millimeter data calculated by $mm = 2^{(-\phi)}$	

Reciprocal Absolute Relative Dispersion (RARD) Scale	
< 0.5	Excellent homogeneity (e.g., beaches)
0.5 to 1.0	Good homogeneity
1.0 to 1.33	Fair homogeneity
> 1.33	Poor homogeneity (e.g., glacial)





Carbonate Grain Size Distribution

Onshore Grab Sample

Sample: SJ-16-BB

Total Carbonate Mass: 32.438 grams

% Carbonate: 46.2 %

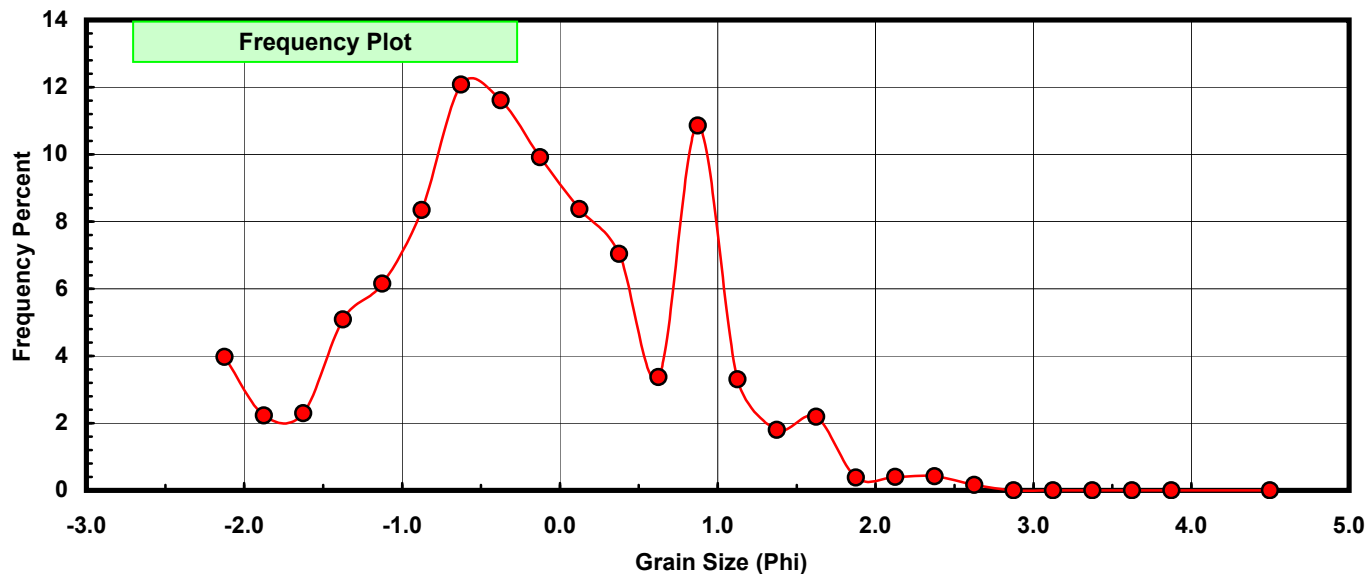
Sieve Size (phi)	Sieve Midpt (phi)	Weight (grams)	Freq Weight %	Cumulative Weight %
-2.00	-2.125	1.288	3.971	3.971
-1.75	-1.875	0.722	2.226	6.196
-1.50	-1.625	0.745	2.297	8.493
-1.25	-1.375	1.650	5.087	13.580
-1.00	-1.125	1.997	6.156	19.736
-0.75	-0.875	2.706	8.342	28.078
-0.50	-0.625	3.918	12.078	40.157
-0.25	-0.375	3.766	11.610	51.766
0.00	-0.125	3.217	9.917	61.684
0.25	0.125	2.716	8.373	70.057
0.50	0.375	2.283	7.038	77.095
0.75	0.625	1.095	3.376	80.470
1.00	0.875	3.522	10.858	91.328
1.25	1.125	1.073	3.308	94.636
1.50	1.375	0.585	1.803	96.439
1.75	1.625	0.711	2.192	98.631
2.00	1.875	0.125	0.385	99.017
2.25	2.125	0.129	0.398	99.414
2.50	2.375	0.137	0.422	99.837
2.75	2.625	0.053	0.163	100.000
3.00	2.875	0.000	0.000	100.000
3.25	3.125	0.000	0.000	100.000
3.50	3.375	0.000	0.000	100.000
3.75	3.625	0.000	0.000	100.000
4.00	3.875	0.000	0.000	100.000
5.00	4.500	0.000	0.000	100.000

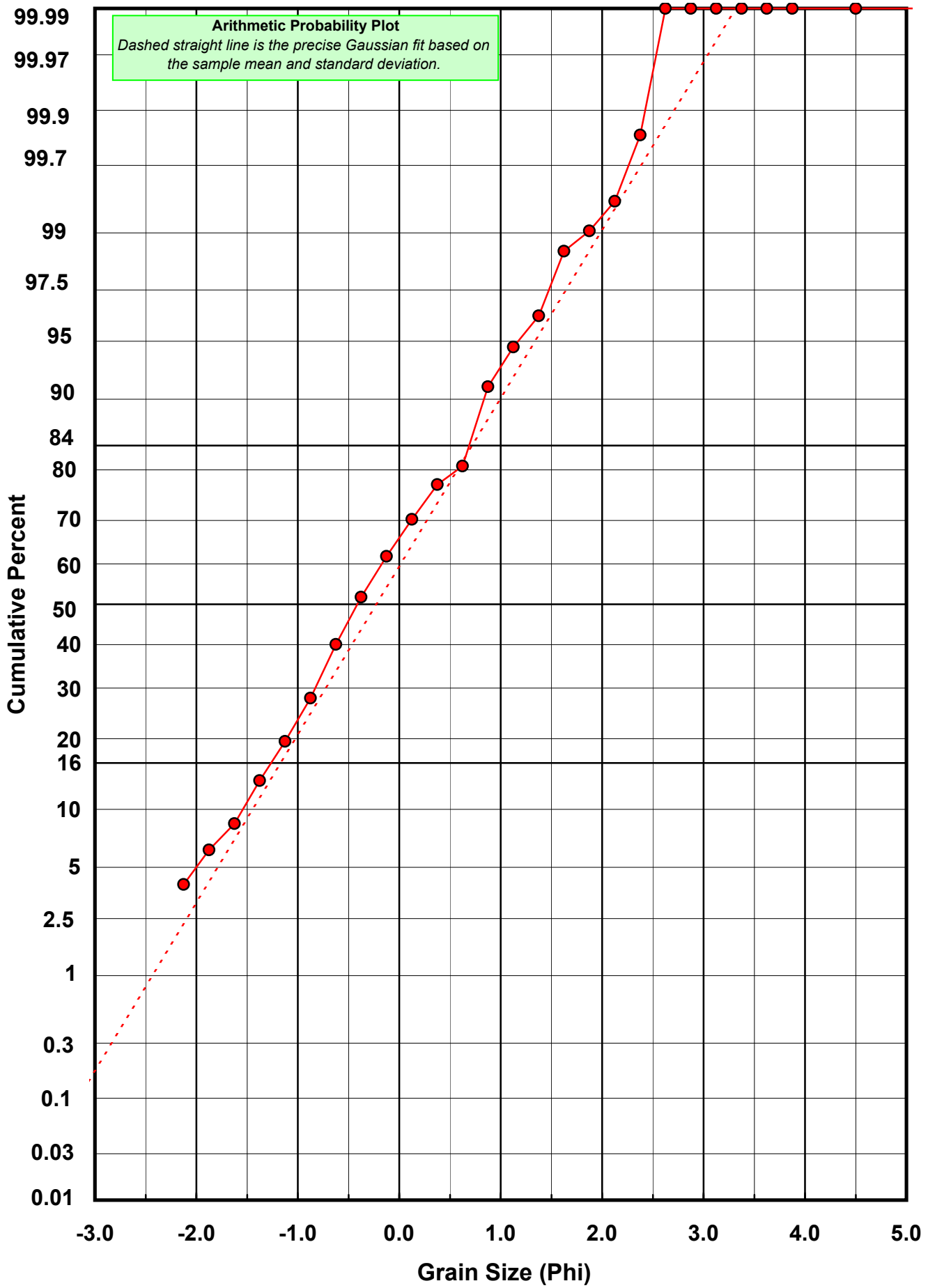
Statistical Results			
Mean:	-0.2265	phi	(1.17 mm)
Standard Dev:	0.9517	phi-units	(0.517 mm)
Skewness:	0.1110	dimensionless	
Kurtosis:	2.6251	dimensionless	
5th Moment:	0.9862	dimensionless	
6th Moment:	10.3078	dimensionless	
RARD *	4.2026	dimensionless	
Median	-0.4130	phi	(1.3315 mm)

* RARD = reciprocal absolute relative dispersion (see below)

Statistical Explanation	
Calculations based on the Method of Moments	
Skewness: 3rd Stand. Moment; Exact Gaussian = 0.0	
Kurtosis: 4th Stand. Moment; Exact Gaussian = 3.0	
For Further Explanation, See Calculation Sheets	
Millimeter data calculated by $mm = 2^{(-phi)}$	

Reciprocal Absolute Relative Dispersion (RARD) Scale	
< 0.5	Excellent homogeneity (e.g., beaches)
0.5 to 1.0	Good homogeneity
1.0 to 1.33	Fair homogeneity
> 1.33	Poor homogeneity (e.g., glacial)





Post-Digestion Grain Size Distribution

Onshore Grab Sample

Sample: SJ-16-BB

Total Digested Mass: 37.775 grams

% Silica: 53.8 %

Sieve Size (phi)	Sieve Midpt (phi)	Weight (grams)	Freq Weight %	Cumulative Weight %
-2.00	-2.125	0.000	0.000	0.000
-1.75	-1.875	0.000	0.000	0.000
-1.50	-1.625	0.000	0.000	0.000
-1.25	-1.375	0.045	0.119	0.119
-1.00	-1.125	0.018	0.048	0.167
-0.75	-0.875	0.158	0.418	0.585
-0.50	-0.625	0.295	0.781	1.366
-0.25	-0.375	0.403	1.067	2.433
0.00	-0.125	0.832	2.203	4.635
0.25	0.125	1.365	3.614	8.249
0.50	0.375	2.189	5.795	14.044
0.75	0.625	3.307	8.754	22.798
1.00	0.875	5.351	14.165	36.964
1.25	1.125	4.616	12.220	49.183
1.50	1.375	4.096	10.843	60.026
1.75	1.625	3.654	9.673	69.700
2.00	1.875	4.006	10.605	80.304
2.25	2.125	3.332	8.821	89.125
2.50	2.375	2.440	6.459	95.584
2.75	2.625	1.190	3.150	98.735
3.00	2.875	0.336	0.889	99.624
3.25	3.125	0.089	0.236	99.860
3.50	3.375	0.037	0.098	99.958
3.75	3.625	0.012	0.032	99.989
4.00	3.875	0.004	0.011	100.000
5.00	4.500	0.000	0.000	100.000

Statistical Results			
Mean:	1.2914	phi	(0.4086 mm)
Standard Dev:	0.7690	phi-units	(0.5868 mm)
Skewness:	-0.1808	dimensionless	
Kurtosis:	2.7435	dimensionless	
5th Moment:	-1.9479	dimensionless	
6th Moment:	12.8650	dimensionless	
RARD *	0.5955	dimensionless	
Median	1.1438	phi	(0.4526 mm)

* RARD = reciprocal absolute relative dispersion (see below)

Statistical Explanation	
Calculations based on the Method of Moments	
Skewness: 3rd Stand. Moment; Exact Gaussian = 0.0	
Kurtosis: 4th Stand. Moment; Exact Gaussian = 3.0	
For Further Explanation, See Calculation Sheets	
Millimeter data calculated by $mm = 2^{(-phi)}$	

Reciprocal Absolute Relative Dispersion (RARD) Scale	
< 0.5	Excellent homogeneity (e.g., beaches)
0.5 to 1.0	Good homogeneity
1.0 to 1.33	Fair homogeneity
> 1.33	Poor homogeneity (e.g., glacial)

