

Onshore Grab Sample

Sample: SJ-15-BB
Sample Taken By: J. Ladner
Sample Collected On: 12/2/03
Splits? N/A

County: St. Johns
Latitude: 30° 03' 35.1"
Longitude: 81° 19' 52.4"
Datum: WGS 84
Surf. Elev: N/A
Datum: N/A

Fine Data Summary

Total Sample Weight 64.14 grams
Total Fines in Sample 0.140 grams
Total Percent Fines 0.22 %

Dry Sieving Summary

Total Sample Weight 63.940 grams
Total Digested Weight 20.502 grams
Total Carbonate Weight 43.438 grams
Total Silica % 32.06 %
Total Carbonate % 67.94 %
Carbonate/Silica Ratio 2.119

General Comments:

None

Description

Worked By: M. Lachance

Pre-Digestion Grain Size Distribution

Onshore Grab Sample

Sample: SJ-15-BB

Total Sample Mass: 63.940 grams

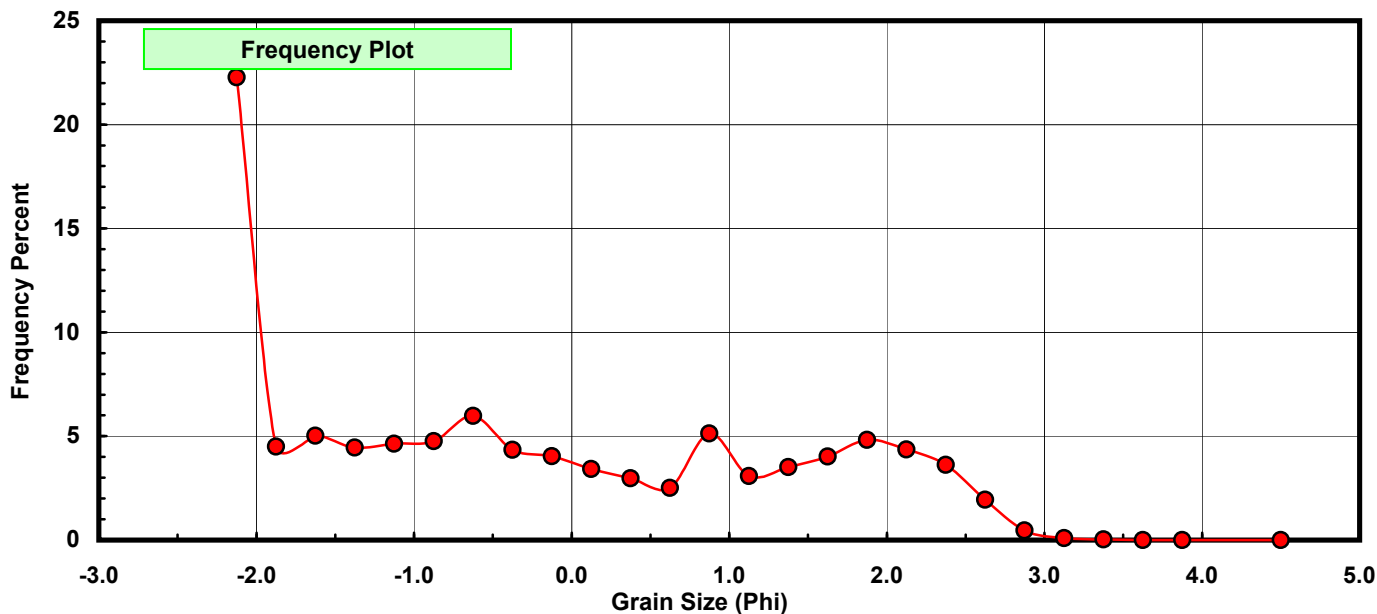
Sieve Size (phi)	Sieve Midpt (phi)	Weight (grams)	Freq Weight %	Cumulative Weight %
-2.00	-2.125	14.244	22.277	22.277
-1.75	-1.875	2.878	4.501	26.778
-1.50	-1.625	3.213	5.025	31.803
-1.25	-1.375	2.845	4.449	36.253
-1.00	-1.125	2.969	4.643	40.896
-0.75	-0.875	3.042	4.758	45.654
-0.50	-0.625	3.821	5.976	51.630
-0.25	-0.375	2.776	4.342	55.971
0.00	-0.125	2.581	4.037	60.008
0.25	0.125	2.186	3.419	63.427
0.50	0.375	1.904	2.978	66.404
0.75	0.625	1.609	2.516	68.921
1.00	0.875	3.275	5.122	74.043
1.25	1.125	1.968	3.078	77.121
1.50	1.375	2.245	3.511	80.632
1.75	1.625	2.572	4.023	84.654
2.00	1.875	3.085	4.825	89.479
2.25	2.125	2.792	4.367	93.846
2.50	2.375	2.319	3.627	97.473
2.75	2.625	1.242	1.942	99.415
3.00	2.875	0.293	0.458	99.873
3.25	3.125	0.057	0.089	99.962
3.50	3.375	0.018	0.028	99.991
3.75	3.625	0.004	0.006	99.997
4.00	3.875	0.001	0.002	99.998
5.00	4.500	0.001	0.002	100.000

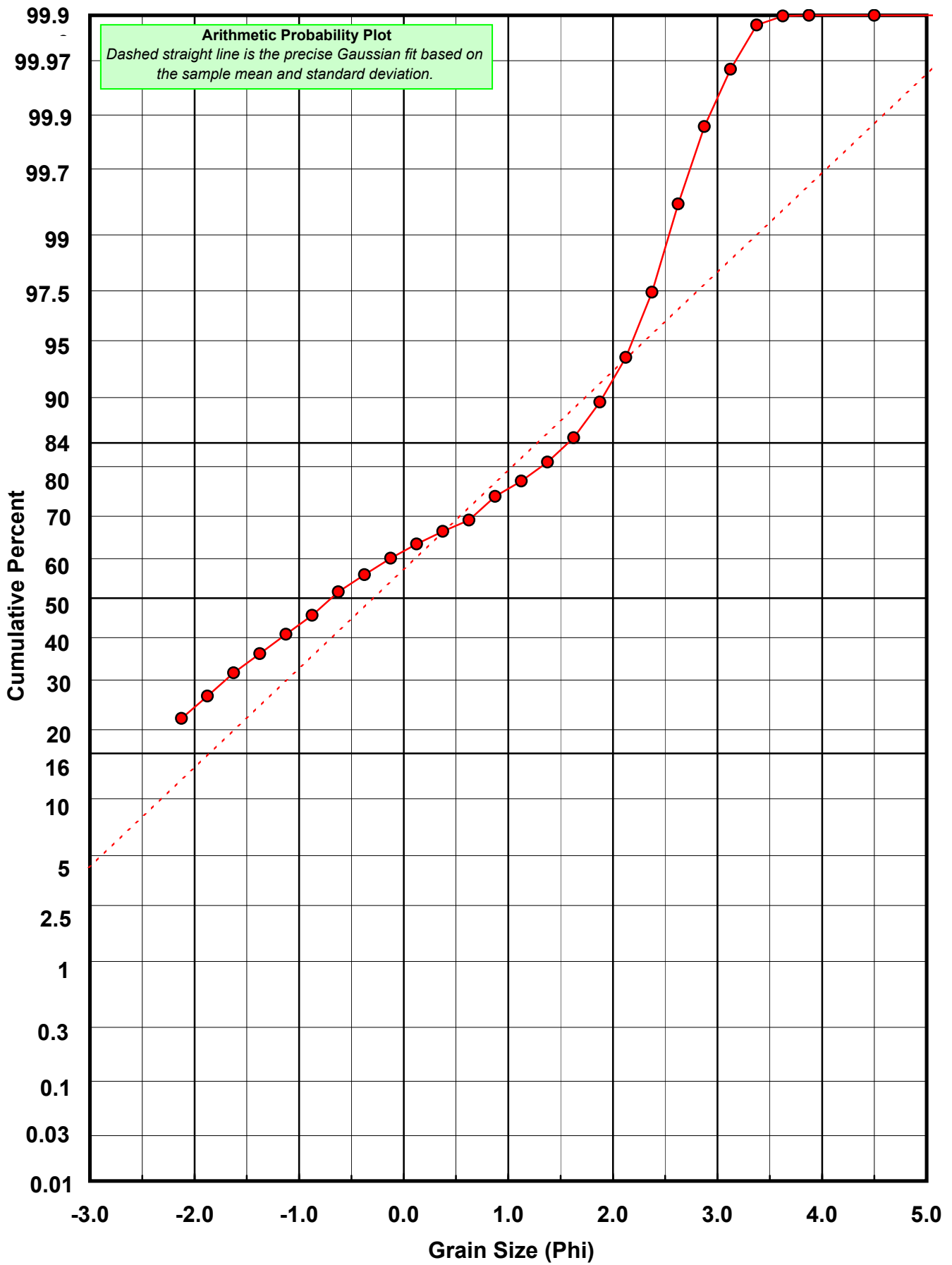
Statistical Results			
Mean:	-0.2913	phi	(1.2237 mm)
Standard Dev:	1.5754	phi-units	(0.3355 mm)
Skewness:	0.3521	dimensionless	
Kurtosis:	1.7409	dimensionless	
5th Moment:	1.4118	dimensionless	
6th Moment:	3.8909	dimensionless	
RARD *	5.4090	dimensionless	
Median	-0.6932	phi	(1.6168 mm)

* RARD = reciprocal absolute relative dispersion (see below)

Statistical Explanation	
Calculations based on the Method of Moments	
Skewness: 3rd Stand. Moment; Exact Gaussian = 0.0	
Kurtosis: 4th Stand. Moment; Exact Gaussian = 3.0	
For Further Explanation, See Calculation Sheets	
Millimeter data calculated by $mm = 2^{(-phi)}$	

Reciprocal Absolute Relative Dispersion (RARD) Scale	
< 0.5	Excellent homogeneity (e.g., beaches)
0.5 to 1.0	Good homogeneity
1.0 to 1.33	Fair homogeneity
> 1.33	Poor homogeneity (e.g., glacial)





Carbonate Grain Size Distribution

Onshore Grab Sample

Sample: SJ-15-BB

Total Carbonate Mass: 43.466 grams

% Carbonate: 67.9 %

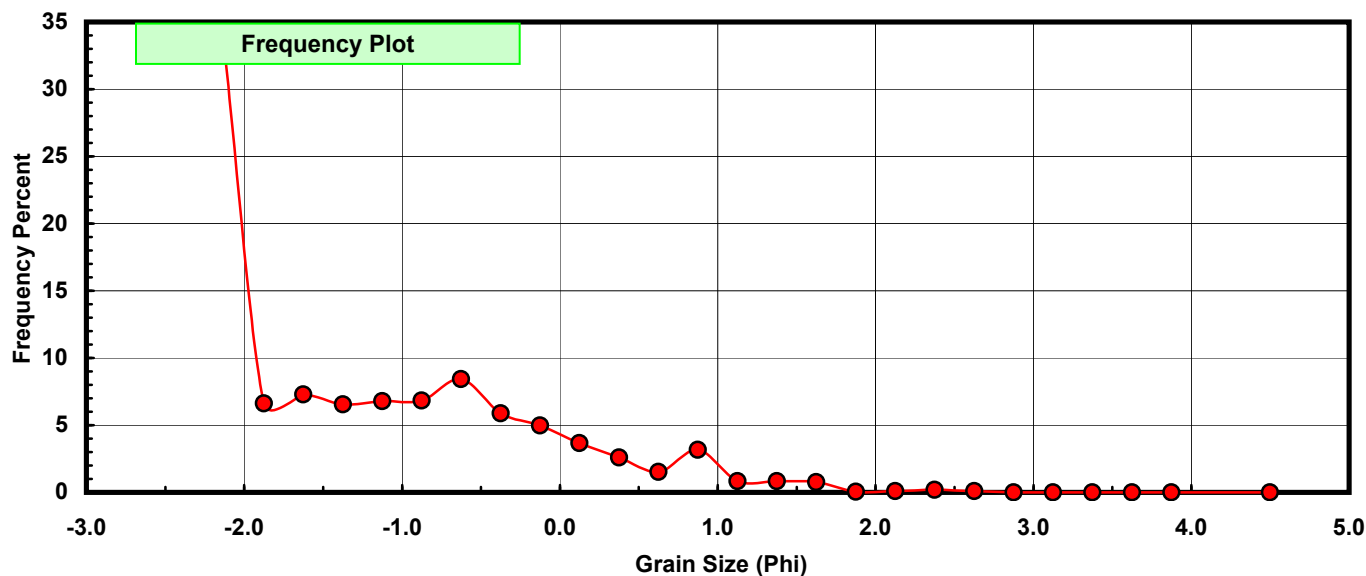
Sieve Size (phi)	Sieve Midpt (phi)	Weight (grams)	Freq Weight %	Cumulative Weight %
-2.00	-2.125	14.244	32.770	32.770
-1.75	-1.875	2.878	6.621	39.392
-1.50	-1.625	3.171	7.295	46.687
-1.25	-1.375	2.845	6.545	53.232
-1.00	-1.125	2.953	6.794	60.026
-0.75	-0.875	2.974	6.842	66.868
-0.50	-0.625	3.667	8.436	75.305
-0.25	-0.375	2.560	5.890	81.194
0.00	-0.125	2.163	4.976	86.171
0.25	0.125	1.593	3.665	89.836
0.50	0.375	1.130	2.600	92.435
0.75	0.625	0.667	1.535	93.970
1.00	0.875	1.373	3.159	97.129
1.25	1.125	0.364	0.837	97.966
1.50	1.375	0.359	0.826	98.792
1.75	1.625	0.336	0.773	99.565
2.00	1.875	0.019	0.044	99.609
2.25	2.125	0.043	0.099	99.708
2.50	2.375	0.085	0.196	99.903
2.75	2.625	0.042	0.097	100.000
3.00	2.875	0.000	0.000	100.000
3.25	3.125	0.000	0.000	100.000
3.50	3.375	0.000	0.000	100.000
3.75	3.625	0.000	0.000	100.000
4.00	3.875	0.000	0.000	100.000
5.00	4.500	0.000	0.000	100.000

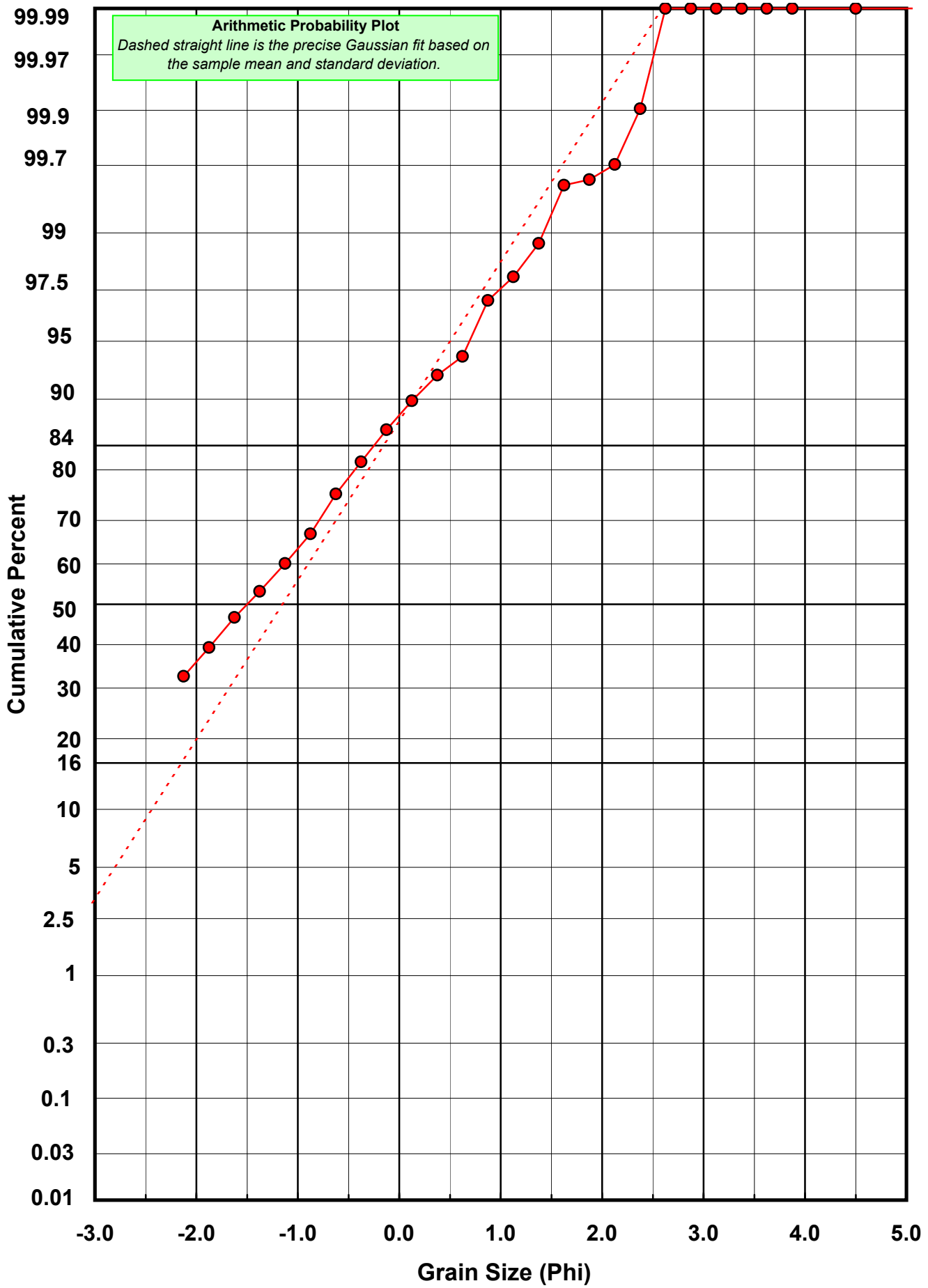
Statistical Results			
Mean:	-1.1514	phi	(2.2213 mm)
Standard Dev:	1.0058	phi-units	(0.498 mm)
Skewness:	0.8639	dimensionless	
Kurtosis:	2.9945	dimensionless	
5th Moment:	6.3601	dimensionless	
6th Moment:	18.2859	dimensionless	
RARD *	0.8735	dimensionless	
Median	-1.4985	phi	(2.8254 mm)

* RARD = reciprocal absolute relative dispersion (see below)

Statistical Explanation	
Calculations based on the Method of Moments	
Skewness: 3rd Stand. Moment; Exact Gaussian = 0.0	
Kurtosis: 4th Stand. Moment; Exact Gaussian = 3.0	
For Further Explanation, See Calculation Sheets	
Millimeter data calculated by $mm = 2^{(-phi)}$	

Reciprocal Absolute Relative Dispersion (RARD) Scale	
< 0.5	Excellent homogeneity (e.g., beaches)
0.5 to 1.0	Good homogeneity
1.0 to 1.33	Fair homogeneity
> 1.33	Poor homogeneity (e.g., glacial)





Post-Digestion Grain Size Distribution

Onshore Grab Sample

Sample: SJ-15-BB

Total Digested Mass: 20.501 grams

% Silica: 32.1 %

Sieve Size (phi)	Sieve Midpt (phi)	Weight (grams)	Freq Weight %	Cumulative Weight %
-2.00	-2.125	0.000	0.000	0.000
-1.75	-1.875	0.000	0.000	0.000
-1.50	-1.625	0.042	0.205	0.205
-1.25	-1.375	0.000	0.000	0.205
-1.00	-1.125	0.016	0.078	0.283
-0.75	-0.875	0.068	0.332	0.615
-0.50	-0.625	0.154	0.751	1.366
-0.25	-0.375	0.216	1.054	2.419
0.00	-0.125	0.418	2.039	4.458
0.25	0.125	0.593	2.893	7.351
0.50	0.375	0.774	3.775	11.126
0.75	0.625	0.942	4.595	15.721
1.00	0.875	1.902	9.278	24.999
1.25	1.125	1.604	7.824	32.823
1.50	1.375	1.886	9.200	42.022
1.75	1.625	2.236	10.907	52.929
2.00	1.875	3.066	14.955	67.884
2.25	2.125	2.749	13.409	81.294
2.50	2.375	2.234	10.897	92.191
2.75	2.625	1.200	5.853	98.044
3.00	2.875	0.303	1.478	99.522
3.25	3.125	0.064	0.312	99.834
3.50	3.375	0.022	0.107	99.941
3.75	3.625	0.008	0.039	99.980
4.00	3.875	0.004	0.020	100.000
5.00	4.500	0.000	0.000	100.000

Statistical Results			
Mean:	1.5370	phi	(0.3446 mm)
Standard Dev:	0.8134	phi-units	(0.569 mm)
Skewness:	-0.6724	dimensionless	
Kurtosis:	3.1198	dimensionless	
5th Moment:	-5.6056	dimensionless	
6th Moment:	19.7051	dimensionless	
RARD *	0.5292	dimensionless	
Median	1.5579	phi	(0.3397 mm)

* RARD = reciprocal absolute relative dispersion (see below)

Statistical Explanation	
Calculations based on the Method of Moments	
Skewness: 3rd Stand. Moment; Exact Gaussian = 0.0	
Kurtosis: 4th Stand. Moment; Exact Gaussian = 3.0	
For Further Explanation, See Calculation Sheets	
Millimeter data calculated by $mm = 2^{(-phi)}$	

Reciprocal Absolute Relative Dispersion (RARD) Scale	
< 0.5	Excellent homogeneity (e.g., beaches)
0.5 to 1.0	Good homogeneity
1.0 to 1.33	Fair homogeneity
> 1.33	Poor homogeneity (e.g., glacial)

