

Onshore Grab Sample

Sample: SJ-09-BB
Sample Taken By: J. Ladner
Sample Collected On: 12/2/03
Splits? N/A

County: St. Johns
Latitude: 30° 08' 40.5"
Longitude: 81° 21' 5.1"
Datum: WGS 84
Surf. Elev: N/A
Datum: N/A

Fine Data Summary

Total Sample Weight	82.702 grams
Total Fines in Sample	0.214 grams
Total Percent Fines	0.26 %

Dry Sieving Summary

Total Sample Weight	82.495 grams
Total Digested Weight	40.714 grams
Total Carbonate Weight	41.781 grams
Total Silica %	49.35 %
Total Carbonate %	50.65 %
Carbonate/Silica Ratio	1.026

General Comments:

None

Description

Worked By: M. Lachance

Pre-Digestion Grain Size Distribution

Onshore Grab Sample

Sample: SJ-09-BB

Total Sample Mass: 82.495 grams

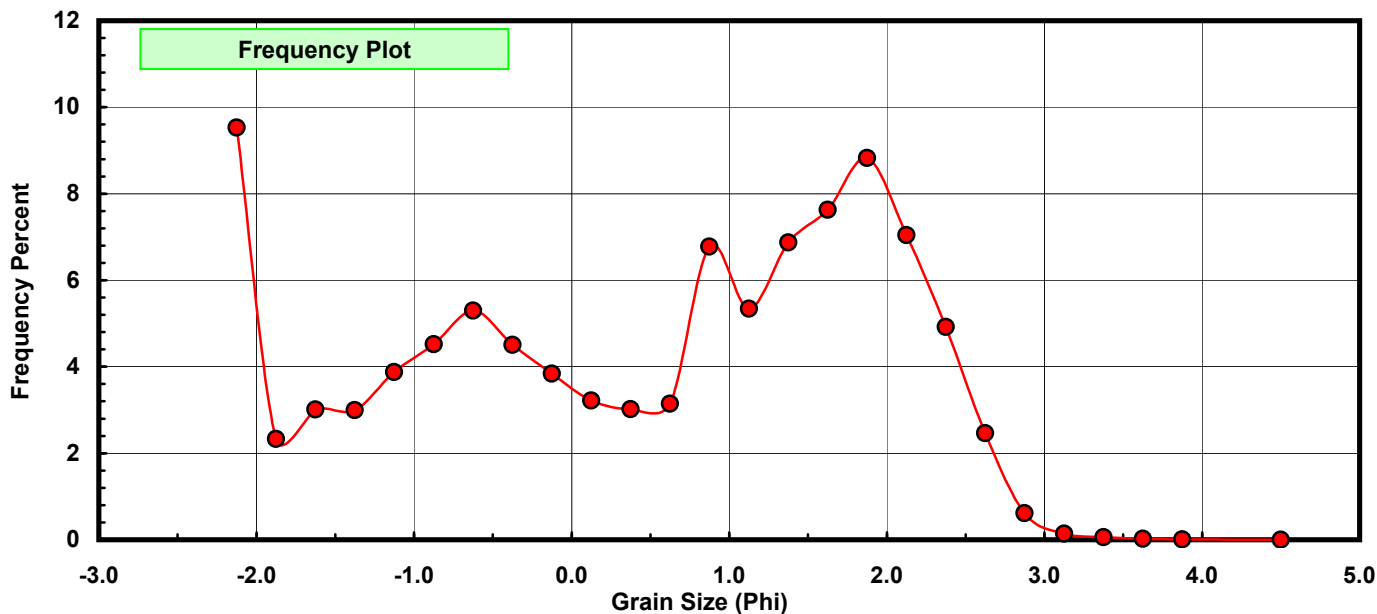
Sieve Size (phi)	Sieve Midpt (phi)	Weight (grams)	Freq Weight %	Cumulative Weight %
-2.00	-2.125	7.860	9.528	9.528
-1.75	-1.875	1.922	2.330	11.858
-1.50	-1.625	2.482	3.009	14.866
-1.25	-1.375	2.473	2.998	17.864
-1.00	-1.125	3.201	3.880	21.744
-0.75	-0.875	3.727	4.518	26.262
-0.50	-0.625	4.368	5.295	31.557
-0.25	-0.375	3.719	4.508	36.065
0.00	-0.125	3.165	3.837	39.902
0.25	0.125	2.655	3.218	43.120
0.50	0.375	2.489	3.017	46.137
0.75	0.625	2.595	3.146	49.283
1.00	0.875	5.588	6.774	56.057
1.25	1.125	4.405	5.340	61.396
1.50	1.375	5.668	6.871	68.267
1.75	1.625	6.294	7.630	75.897
2.00	1.875	7.280	8.825	84.721
2.25	2.125	5.811	7.044	91.766
2.50	2.375	4.058	4.919	96.685
2.75	2.625	2.035	2.467	99.151
3.00	2.875	0.508	0.616	99.767
3.25	3.125	0.116	0.141	99.908
3.50	3.375	0.049	0.059	99.967
3.75	3.625	0.018	0.022	99.989
4.00	3.875	0.008	0.010	99.999
5.00	4.500	0.001	0.001	100.000

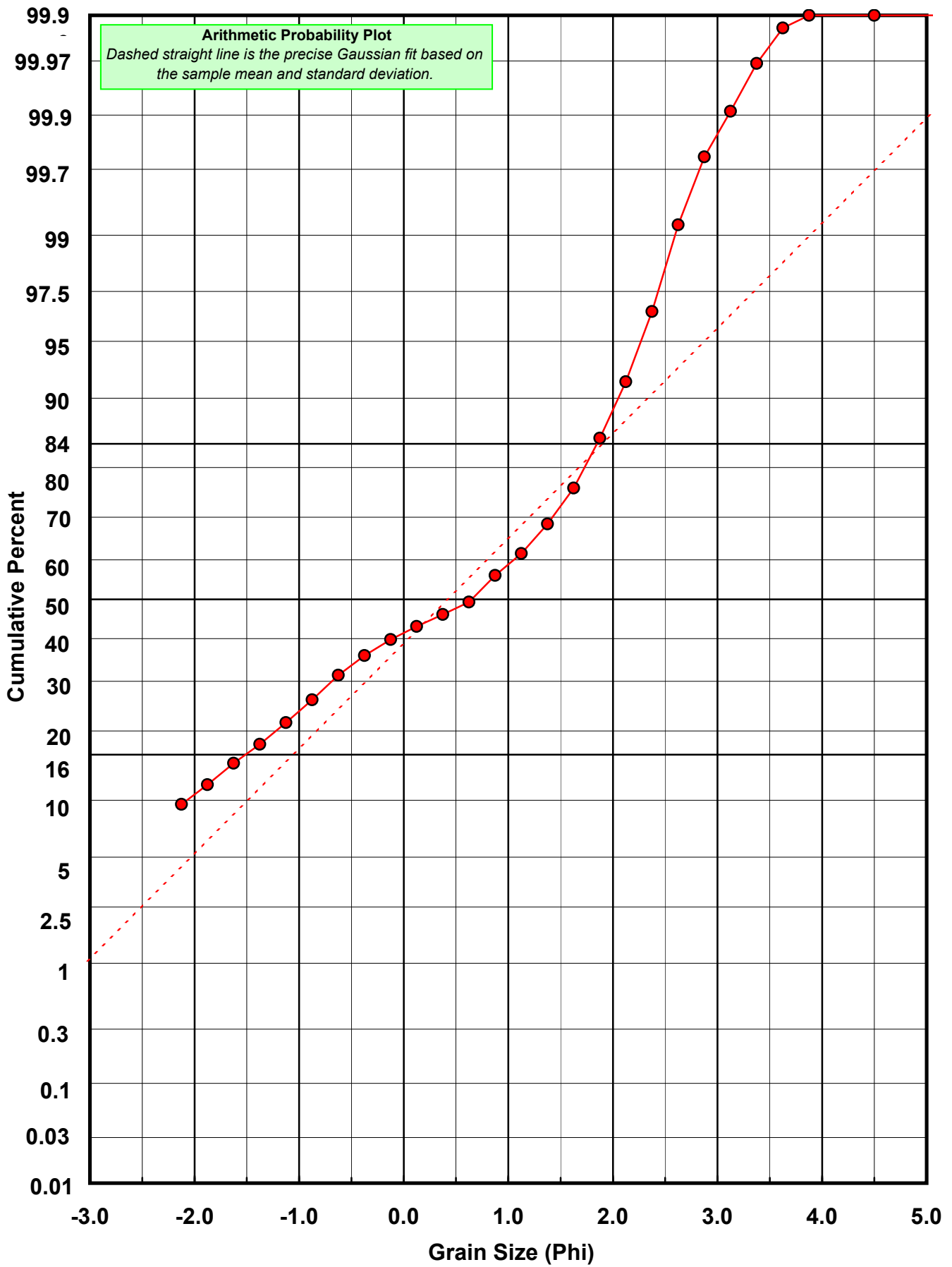
Statistical Results			
Mean:	0.4206	phi	(0.7471 mm)
Standard Dev:	1.4931	phi-units	(0.3553 mm)
Skewness:	-0.3042	dimensionless	
Kurtosis:	1.7980	dimensionless	
5th Moment:	-1.1383	dimensionless	
6th Moment:	4.0699	dimensionless	
RARD *	3.5498	dimensionless	
Median	0.6515	phi	(0.6366 mm)

* RARD = reciprocal absolute relative dispersion (see below)

Statistical Explanation
Calculations based on the Method of Moments
Skewness: 3rd Stand. Moment; Exact Gaussian = 0.0
Kurtosis: 4th Stand. Moment; Exact Gaussian = 3.0
For Further Explanation, See Calculation Sheets
Millimeter data calculated by $mm = 2^{(-phi)}$

Reciprocal Absolute Relative Dispersion (RARD) Scale	
< 0.5	Excellent homogeneity (e.g., beaches)
0.5 to 1.0	Good homogeneity
1.0 to 1.33	Fair homogeneity
> 1.33	Poor homogeneity (e.g., glacial)





Carbonate Grain Size Distribution

Onshore Grab Sample

Sample: SJ-09-BB

Total Carbonate Mass: 41.863 grams

% Carbonate: 50.6 %

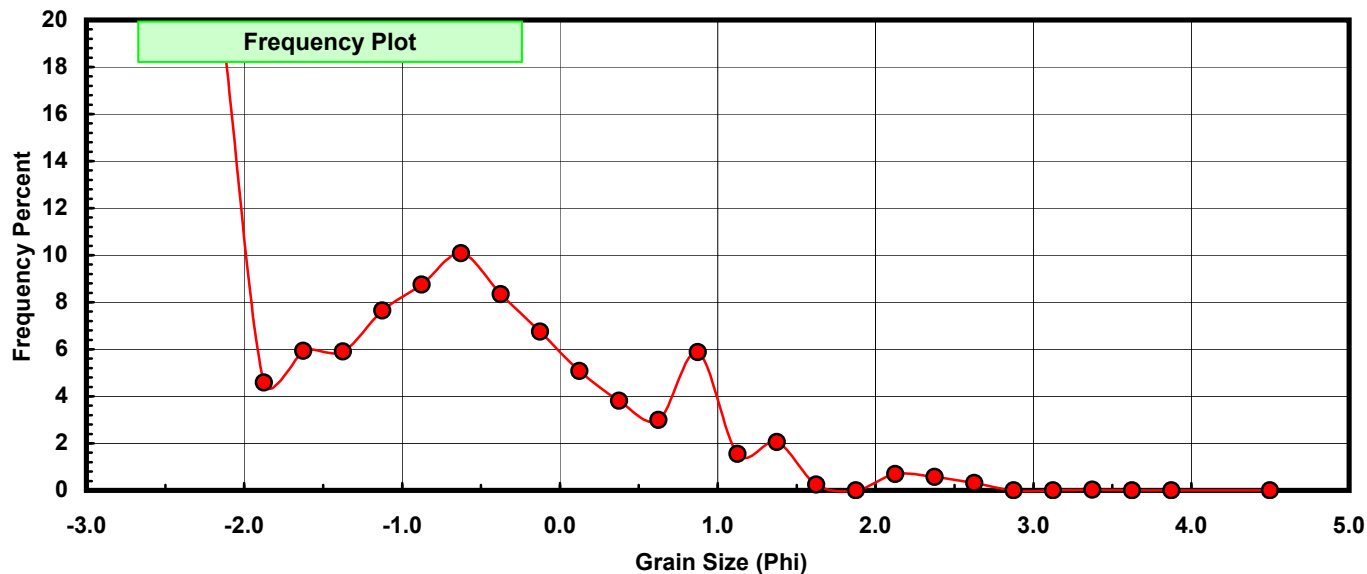
Sieve Size (phi)	Sieve Midpt (phi)	Weight (grams)	Freq Weight %	Cumulative Weight %
-2.00	-2.125	7.860	18.776	18.776
-1.75	-1.875	1.922	4.591	23.367
-1.50	-1.625	2.482	5.929	29.296
-1.25	-1.375	2.473	5.907	35.203
-1.00	-1.125	3.201	7.646	42.849
-0.75	-0.875	3.664	8.752	51.602
-0.50	-0.625	4.218	10.076	61.677
-0.25	-0.375	3.494	8.346	70.024
0.00	-0.125	2.824	6.746	76.769
0.25	0.125	2.125	5.076	81.846
0.50	0.375	1.592	3.803	85.648
0.75	0.625	1.253	2.993	88.642
1.00	0.875	2.462	5.881	94.523
1.25	1.125	0.652	1.557	96.080
1.50	1.375	0.861	2.057	98.137
1.75	1.625	0.103	0.246	98.383
2.00	1.875	0.000	0.000	98.383
2.25	2.125	0.293	0.700	99.083
2.50	2.375	0.242	0.578	99.661
2.75	2.625	0.133	0.318	99.979
3.00	2.875	0.000	0.000	99.979
3.25	3.125	0.000	0.000	99.979
3.50	3.375	0.009	0.021	100.000
3.75	3.625	0.000	0.000	100.000
4.00	3.875	0.000	0.000	100.000
5.00	4.500	0.000	0.000	100.000

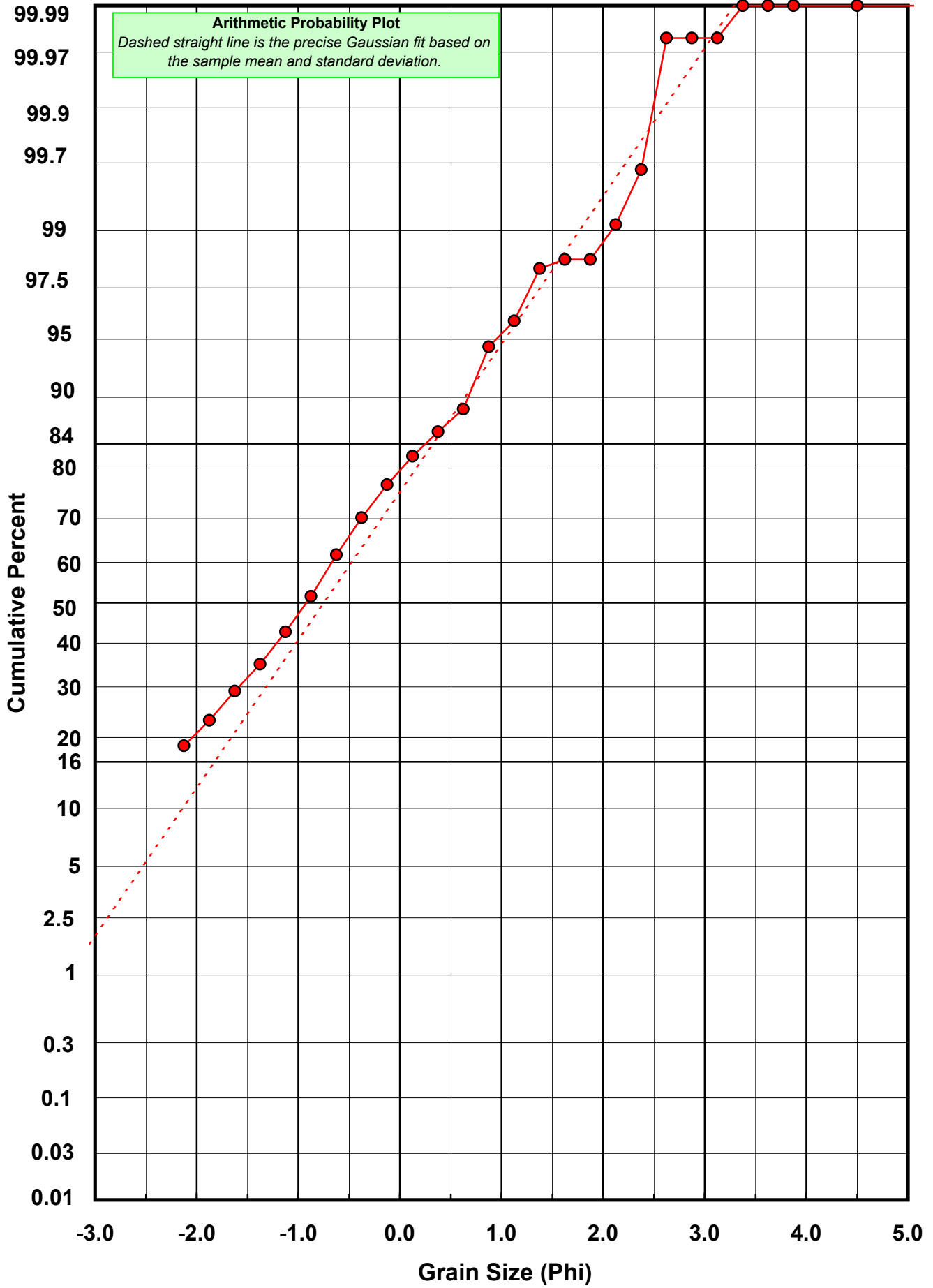
Statistical Results			
Mean:	-0.7497	phi	(1.6814 mm)
Standard Dev:	1.0844	phi-units	(0.4716 mm)
Skewness:	0.5138	dimensionless	
Kurtosis:	2.6692	dimensionless	
5th Moment:	4.1339	dimensionless	
6th Moment:	13.1498	dimensionless	
RARD *	1.4465	dimensionless	
Median	-0.9207	phi	(1.8931 mm)

* RARD = reciprocal absolute relative dispersion (see below)

Statistical Explanation	
Calculations based on the Method of Moments	
Skewness: 3rd Stand. Moment; Exact Gaussian = 0.0	
Kurtosis: 4th Stand. Moment; Exact Gaussian = 3.0	
For Further Explanation, See Calculation Sheets	
Millimeter data calculated by $mm = 2^{(-phi)}$	

Reciprocal Absolute Relative Dispersion (RARD) Scale	
< 0.5	Excellent homogeneity (e.g., beaches)
0.5 to 1.0	Good homogeneity
1.0 to 1.33	Fair homogeneity
> 1.33	Poor homogeneity (e.g., glacial)





Post-Digestion Grain Size Distribution

Onshore Grab Sample

Sample: SJ-09-BB

Total Digested Mass: 40.710 grams

% Silica: 49.4 %

Sieve Size (phi)	Sieve Midpt (phi)	Weight (grams)	Freq Weight %	Cumulative Weight %
-2.00	-2.125	0.000	0.000	0.000
-1.75	-1.875	0.000	0.000	0.000
-1.50	-1.625	0.000	0.000	0.000
-1.25	-1.375	0.000	0.000	0.000
-1.00	-1.125	0.000	0.000	0.000
-0.75	-0.875	0.063	0.155	0.155
-0.50	-0.625	0.150	0.368	0.523
-0.25	-0.375	0.225	0.553	1.076
0.00	-0.125	0.341	0.838	1.914
0.25	0.125	0.530	1.302	3.215
0.50	0.375	0.897	2.203	5.419
0.75	0.625	1.342	3.296	8.715
1.00	0.875	3.126	7.679	16.394
1.25	1.125	3.753	9.219	25.613
1.50	1.375	4.807	11.808	37.421
1.75	1.625	6.191	15.208	52.628
2.00	1.875	7.330	18.005	70.634
2.25	2.125	5.518	13.554	84.188
2.50	2.375	3.816	9.374	93.562
2.75	2.625	1.902	4.672	98.234
3.00	2.875	0.524	1.287	99.521
3.25	3.125	0.117	0.287	99.808
3.50	3.375	0.040	0.098	99.907
3.75	3.625	0.025	0.061	99.968
4.00	3.875	0.013	0.032	100.000
5.00	4.500	0.000	0.000	100.000

Statistical Results			
Mean:	1.6278	phi	(0.3236 mm)
Standard Dev:	0.6598	phi-units	(0.633 mm)
Skewness:	-0.6061	dimensionless	
Kurtosis:	3.6011	dimensionless	
5th Moment:	-5.8931	dimensionless	
6th Moment:	24.8395	dimensionless	
RARD *	0.4053	dimensionless	
Median	1.5818	phi	(0.3341 mm)

* RARD = reciprocal absolute relative dispersion (see below)

Statistical Explanation	
Calculations based on the Method of Moments	
Skewness: 3rd Stand. Moment; Exact Gaussian = 0.0	
Kurtosis: 4th Stand. Moment; Exact Gaussian = 3.0	
For Further Explanation, See Calculation Sheets	
Millimeter data calculated by $mm = 2^{(-phi)}$	

Reciprocal Absolute Relative Dispersion (RARD) Scale	
< 0.5	Excellent homogeneity (e.g., beaches)
0.5 to 1.0	Good homogeneity
1.0 to 1.33	Fair homogeneity
> 1.33	Poor homogeneity (e.g., glacial)

