

Onshore Grab Sample

Sample: SJ-08-BB
Sample Taken By: J. Ladner
Sample Collected On: 12/2/03
Splits? N/A

County: St. Johns
Latitude: 30° 09' 31.7"
Longitude: 81° 21' 17.7"
Datum: WGS 84
Surf. Elev: N/A
Datum: N/A

Fine Data Summary

Total Sample Weight	62.726 grams
Total Fines in Sample	0.237 grams
Total Percent Fines	0.38 %

Dry Sieving Summary

Total Sample Weight	62.618 grams
Total Digested Weight	42.488 grams
Total Carbonate Weight	20.130 grams
Total Silica %	67.85 %
Total Carbonate %	32.15 %
Carbonate/Silica Ratio	0.474

General Comments:

None

Description

Worked By: M. Lachance

Pre-Digestion Grain Size Distribution

Onshore Grab Sample

Sample: SJ-08-BB

Total Sample Mass: 62.618 grams

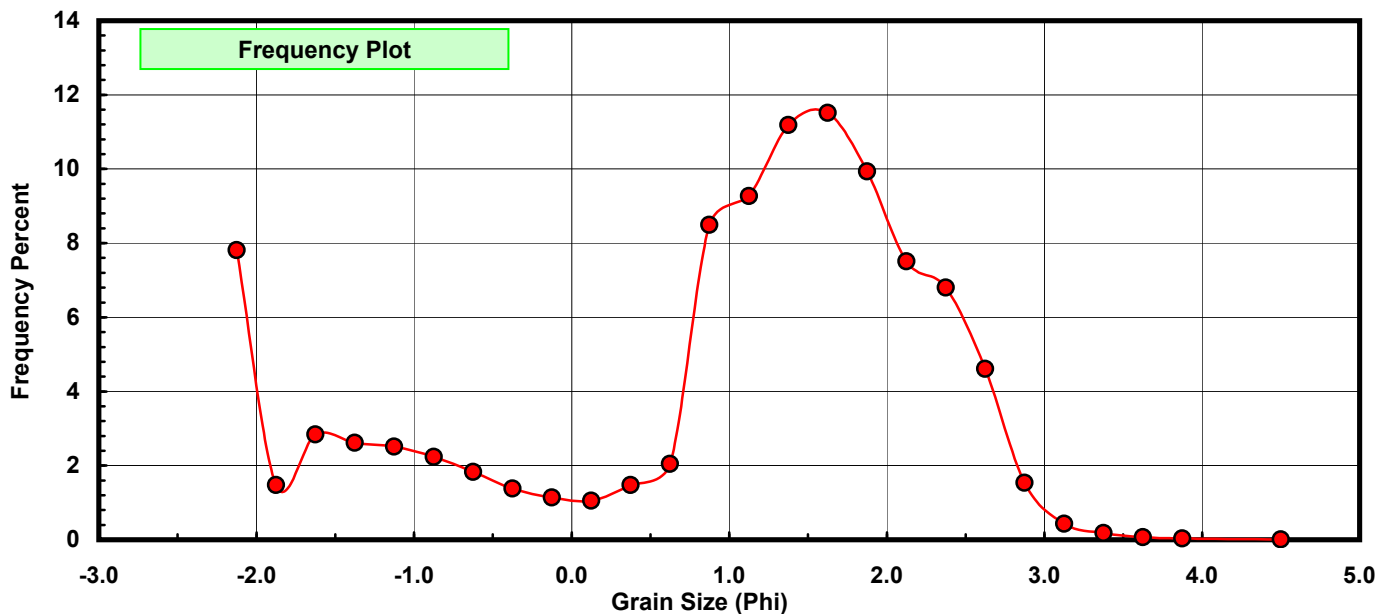
Sieve Size (phi)	Sieve Midpt (phi)	Weight (grams)	Freq Weight %	Cumulative Weight %
-2.00	-2.125	4.890	7.809	7.809
-1.75	-1.875	0.924	1.476	9.285
-1.50	-1.625	1.778	2.839	12.124
-1.25	-1.375	1.640	2.619	14.743
-1.00	-1.125	1.573	2.512	17.255
-0.75	-0.875	1.402	2.239	19.494
-0.50	-0.625	1.147	1.832	21.326
-0.25	-0.375	0.866	1.383	22.709
0.00	-0.125	0.712	1.137	23.846
0.25	0.125	0.659	1.052	24.899
0.50	0.375	0.922	1.472	26.371
0.75	0.625	1.279	2.043	28.414
1.00	0.875	5.318	8.493	36.906
1.25	1.125	5.807	9.274	46.180
1.50	1.375	7.006	11.188	57.368
1.75	1.625	7.211	11.516	68.884
2.00	1.875	6.220	9.933	78.818
2.25	2.125	4.702	7.509	86.327
2.50	2.375	4.259	6.802	93.128
2.75	2.625	2.886	4.609	97.737
3.00	2.875	0.961	1.535	99.272
3.25	3.125	0.270	0.431	99.703
3.50	3.375	0.116	0.185	99.888
3.75	3.625	0.044	0.070	99.958
4.00	3.875	0.021	0.034	99.992
5.00	4.500	0.005	0.008	100.000

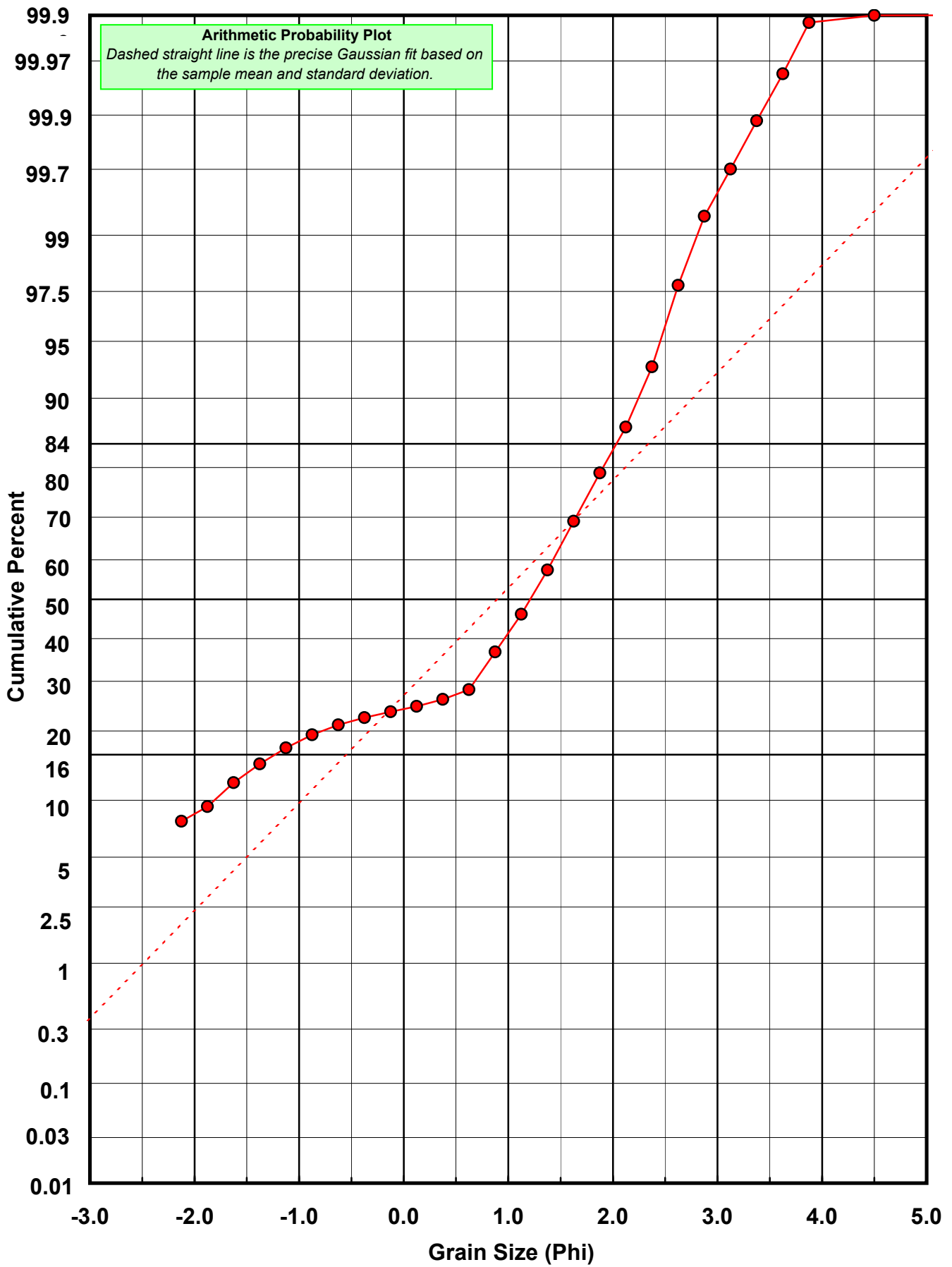
Statistical Results			
Mean:	0.8939	phi	(0.5381 mm)
Standard Dev:	1.4580	phi-units	(0.364 mm)
Skewness:	-0.8817	dimensionless	
Kurtosis:	2.5897	dimensionless	
5th Moment:	-3.8921	dimensionless	
6th Moment:	8.9080	dimensionless	
RARD *	1.6310	dimensionless	
Median	1.2104	phi	(0.4322 mm)

* RARD = reciprocal absolute relative dispersion (see below)

Statistical Explanation
Calculations based on the Method of Moments
Skewness: 3rd Stand. Moment; Exact Gaussian = 0.0
Kurtosis: 4th Stand. Moment; Exact Gaussian = 3.0
For Further Explanation, See Calculation Sheets
Millimeter data calculated by $mm = 2^{(-phi)}$

Reciprocal Absolute Relative Dispersion (RARD) Scale	
< 0.5	Excellent homogeneity (e.g., beaches)
0.5 to 1.0	Good homogeneity
1.0 to 1.33	Fair homogeneity
> 1.33	Poor homogeneity (e.g., glacial)





Carbonate Grain Size Distribution

Onshore Grab Sample

Sample: SJ-08-BB

Total Carbonate Mass: 20.212 grams

% Carbonate: 32.1 %

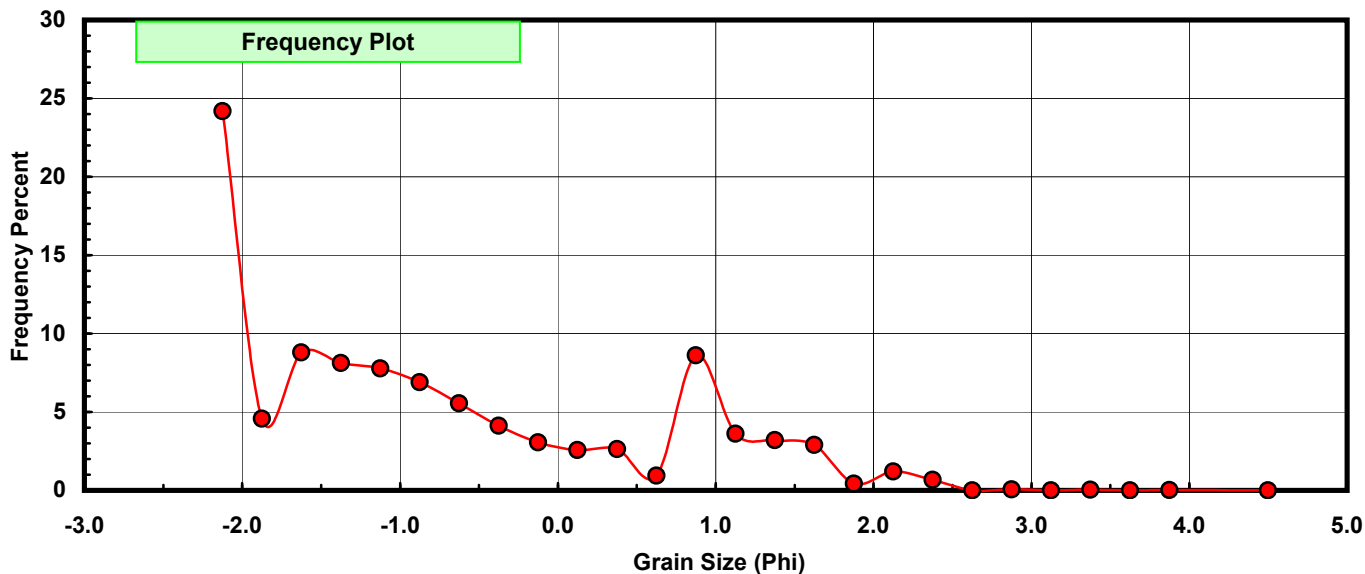
Sieve Size (phi)	Sieve Midpt (phi)	Weight (grams)	Freq Weight %	Cumulative Weight %
-2.00	-2.125	4.890	24.194	24.194
-1.75	-1.875	0.924	4.572	28.765
-1.50	-1.625	1.778	8.797	37.562
-1.25	-1.375	1.640	8.114	45.676
-1.00	-1.125	1.573	7.783	53.458
-0.75	-0.875	1.393	6.892	60.350
-0.50	-0.625	1.124	5.561	65.911
-0.25	-0.375	0.832	4.116	70.028
0.00	-0.125	0.617	3.053	73.080
0.25	0.125	0.520	2.573	75.653
0.50	0.375	0.532	2.632	78.285
0.75	0.625	0.191	0.945	79.230
1.00	0.875	1.740	8.609	87.839
1.25	1.125	0.732	3.622	91.461
1.50	1.375	0.646	3.196	94.657
1.75	1.625	0.586	2.899	97.556
2.00	1.875	0.085	0.421	97.976
2.25	2.125	0.245	1.212	99.189
2.50	2.375	0.135	0.668	99.857
2.75	2.625	0.000	0.000	99.857
3.00	2.875	0.014	0.069	99.926
3.25	3.125	0.000	0.000	99.926
3.50	3.375	0.009	0.045	99.970
3.75	3.625	0.000	0.000	99.970
4.00	3.875	0.006	0.030	100.000
5.00	4.500	0.000	0.000	100.000

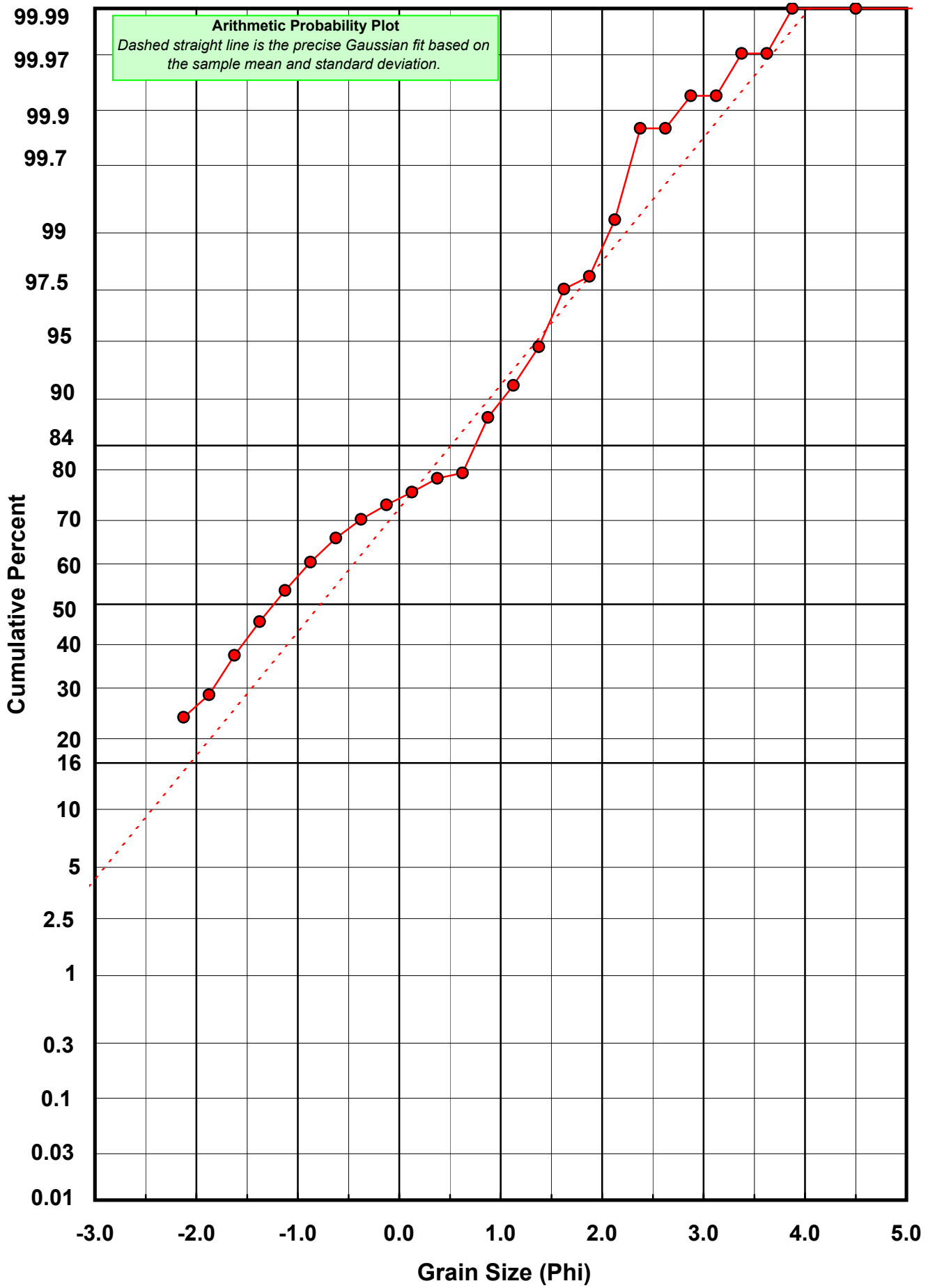
Statistical Results			
Mean:	-0.7759	phi	(1.7123 mm)
Standard Dev:	1.2954	phi-units	(0.4074 mm)
Skewness:	0.6780	dimensionless	
Kurtosis:	2.2081	dimensionless	
5th Moment:	3.2943	dimensionless	
6th Moment:	8.0236	dimensionless	
RARD *	1.6695	dimensionless	
Median	-1.2361	phi	(2.3556 mm)

* RARD = reciprocal absolute relative dispersion (see below)

Statistical Explanation	
Calculations based on the Method of Moments	
Skewness: 3rd Stand. Moment; Exact Gaussian = 0.0	
Kurtosis: 4th Stand. Moment; Exact Gaussian = 3.0	
For Further Explanation, See Calculation Sheets	
Millimeter data calculated by $mm = 2^{(-phi)}$	

Reciprocal Absolute Relative Dispersion (RARD) Scale	
< 0.5	Excellent homogeneity (e.g., beaches)
0.5 to 1.0	Good homogeneity
1.0 to 1.33	Fair homogeneity
> 1.33	Poor homogeneity (e.g., glacial)





Post-Digestion Grain Size Distribution

Onshore Grab Sample

Sample: SJ-08-BB

Total Digested Mass: 42.485 grams

% Silica: 67.9 %

Sieve Size (phi)	Sieve Midpt (phi)	Weight (grams)	Freq Weight %	Cumulative Weight %
-2.00	-2.125	0.000	0.000	0.000
-1.75	-1.875	0.000	0.000	0.000
-1.50	-1.625	0.000	0.000	0.000
-1.25	-1.375	0.000	0.000	0.000
-1.00	-1.125	0.000	0.000	0.000
-0.75	-0.875	0.009	0.021	0.021
-0.50	-0.625	0.023	0.054	0.075
-0.25	-0.375	0.034	0.080	0.155
0.00	-0.125	0.095	0.224	0.379
0.25	0.125	0.139	0.327	0.706
0.50	0.375	0.390	0.918	1.624
0.75	0.625	1.088	2.561	4.185
1.00	0.875	3.578	8.422	12.607
1.25	1.125	5.075	11.945	24.552
1.50	1.375	6.360	14.970	39.522
1.75	1.625	6.625	15.594	55.116
2.00	1.875	6.135	14.440	69.556
2.25	2.125	4.457	10.491	80.047
2.50	2.375	4.124	9.707	89.754
2.75	2.625	2.924	6.882	96.636
3.00	2.875	0.947	2.229	98.865
3.25	3.125	0.306	0.720	99.586
3.50	3.375	0.107	0.252	99.838
3.75	3.625	0.054	0.127	99.965
4.00	3.875	0.015	0.035	100.000
5.00	4.500	0.000	0.000	100.000

Statistical Results			
Mean:	1.6920	phi	(0.3095 mm)
Standard Dev:	0.6138	phi-units	(0.6535 mm)
Skewness:	0.0495	dimensionless	
Kurtosis:	2.8351	dimensionless	
5th Moment:	-0.3461	dimensionless	
6th Moment:	15.1691	dimensionless	
RARD *	0.3627	dimensionless	
Median	1.5430	phi	(0.3432 mm)

* RARD = reciprocal absolute relative dispersion (see below)

Statistical Explanation	
Calculations based on the Method of Moments	
Skewness: 3rd Stand. Moment; Exact Gaussian = 0.0	
Kurtosis: 4th Stand. Moment; Exact Gaussian = 3.0	
For Further Explanation, See Calculation Sheets	
Millimeter data calculated by $mm = 2^{(-\phi)}$	

Reciprocal Absolute Relative Dispersion (RARD) Scale	
< 0.5	Excellent homogeneity (e.g., beaches)
0.5 to 1.0	Good homogeneity
1.0 to 1.33	Fair homogeneity
> 1.33	Poor homogeneity (e.g., glacial)

