

Onshore Grab Sample

Sample: SJ-07-SS
Sample Taken By: J. Ladner
Sample Collected On: 12/2/03
Splits? N/A

County: St. Johns
Latitude: 30° 10' 21.2"
Longitude: 81° 21' 30.3"
Datum: WGS 84
Surf. Elev: N/A
Datum: N/A

Fine Data Summary

Total Sample Weight 60.506 grams
Total Fines in Sample 0.566 grams
Total Percent Fines 0.93 %

Dry Sieving Summary

Total Sample Weight 59.905 grams
Total Digested Weight 55.492 grams
Total Carbonate Weight 4.413 grams
Total Silica % 92.63 %
Total Carbonate % 7.37 %
Carbonate/Silica Ratio 0.080

General Comments:

None

Description

Worked By: M. Lachance

Pre-Digestion Grain Size Distribution

Onshore Grab Sample

Sample: SJ-07-SS

Total Sample Mass: 59.905 grams

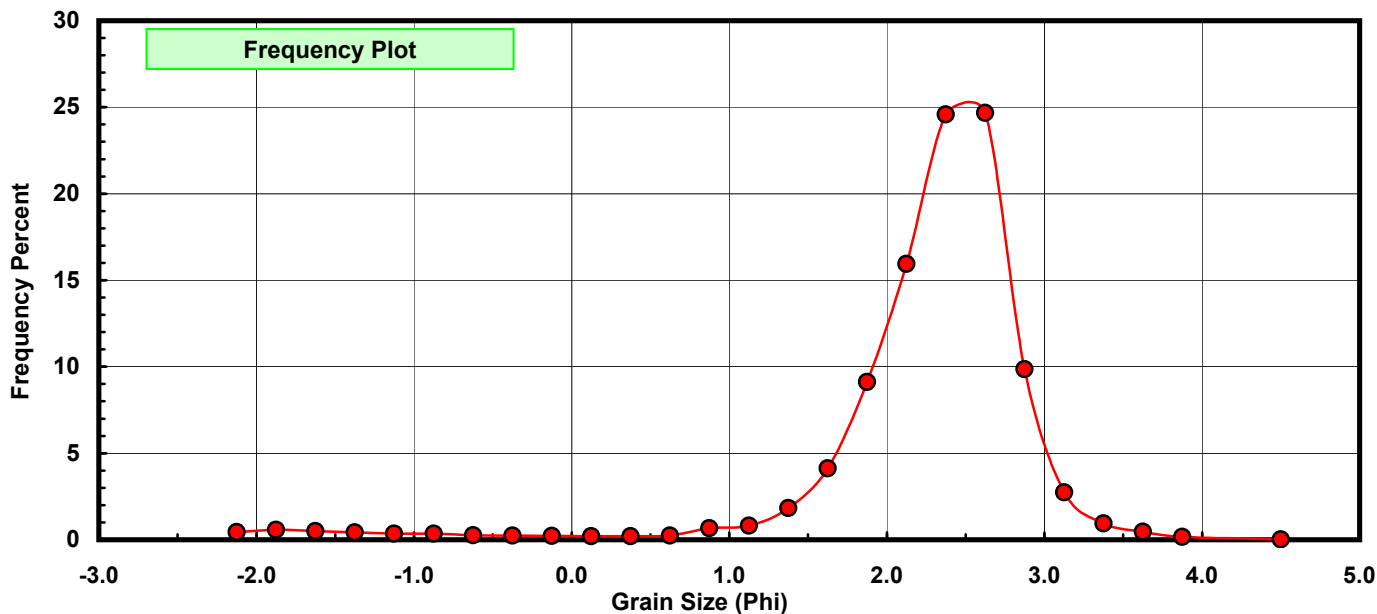
Sieve Size (phi)	Sieve Midpt (phi)	Weight (grams)	Freq Weight %	Cumulative Weight %
-2.00	-2.125	0.270	0.451	0.451
-1.75	-1.875	0.342	0.571	1.022
-1.50	-1.625	0.302	0.504	1.526
-1.25	-1.375	0.251	0.419	1.945
-1.00	-1.125	0.215	0.359	2.304
-0.75	-0.875	0.210	0.351	2.654
-0.50	-0.625	0.152	0.254	2.908
-0.25	-0.375	0.145	0.242	3.150
0.00	-0.125	0.130	0.217	3.367
0.25	0.125	0.123	0.205	3.572
0.50	0.375	0.122	0.204	3.776
0.75	0.625	0.147	0.245	4.021
1.00	0.875	0.399	0.666	4.687
1.25	1.125	0.493	0.823	5.510
1.50	1.375	1.102	1.840	7.350
1.75	1.625	2.471	4.125	11.475
2.00	1.875	5.465	9.123	20.598
2.25	2.125	9.547	15.937	36.535
2.50	2.375	14.729	24.587	61.122
2.75	2.625	14.783	24.677	85.799
3.00	2.875	5.904	9.856	95.655
3.25	3.125	1.644	2.744	98.399
3.50	3.375	0.567	0.946	99.346
3.75	3.625	0.278	0.464	99.810
4.00	3.875	0.100	0.167	99.977
5.00	4.500	0.014	0.023	100.000

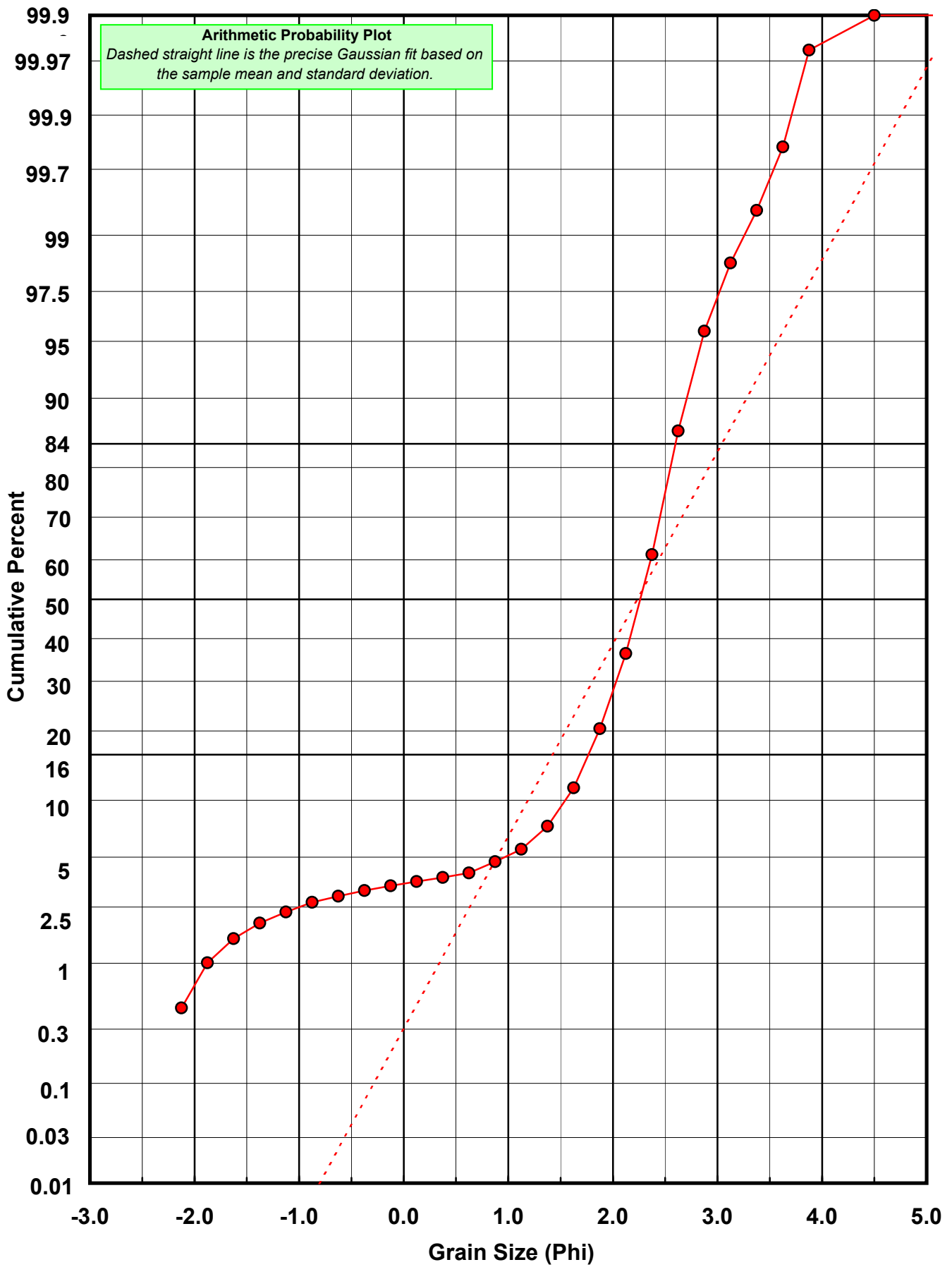
Statistical Results			
Mean:	2.2327	phi	(0.2128 mm)
Standard Dev:	0.8160	phi-units	(0.568 mm)
Skewness:	-3.0400	dimensionless	
Kurtosis:	14.7585	dimensionless	
5th Moment:	-68.0809	dimensionless	
6th Moment:	328.9328	dimensionless	
RARD *	0.3655	dimensionless	
Median	2.2619	phi	(0.2085 mm)

* RARD = reciprocal absolute relative dispersion (see below)

Statistical Explanation
Calculations based on the Method of Moments
Skewness: 3rd Stand. Moment; Exact Gaussian = 0.0
Kurtosis: 4th Stand. Moment; Exact Gaussian = 3.0
For Further Explanation, See Calculation Sheets
Millimeter data calculated by $mm = 2^{(-\phi)}$

Reciprocal Absolute Relative Dispersion (RARD) Scale	
< 0.5	Excellent homogeneity (e.g., beaches)
0.5 to 1.0	Good homogeneity
1.0 to 1.33	Fair homogeneity
> 1.33	Poor homogeneity (e.g., glacial)





Carbonate Grain Size Distribution

Onshore Grab Sample

Sample: SJ-07-SS

Total Carbonate Mass: 4.613 grams

% Carbonate: 7.4 %

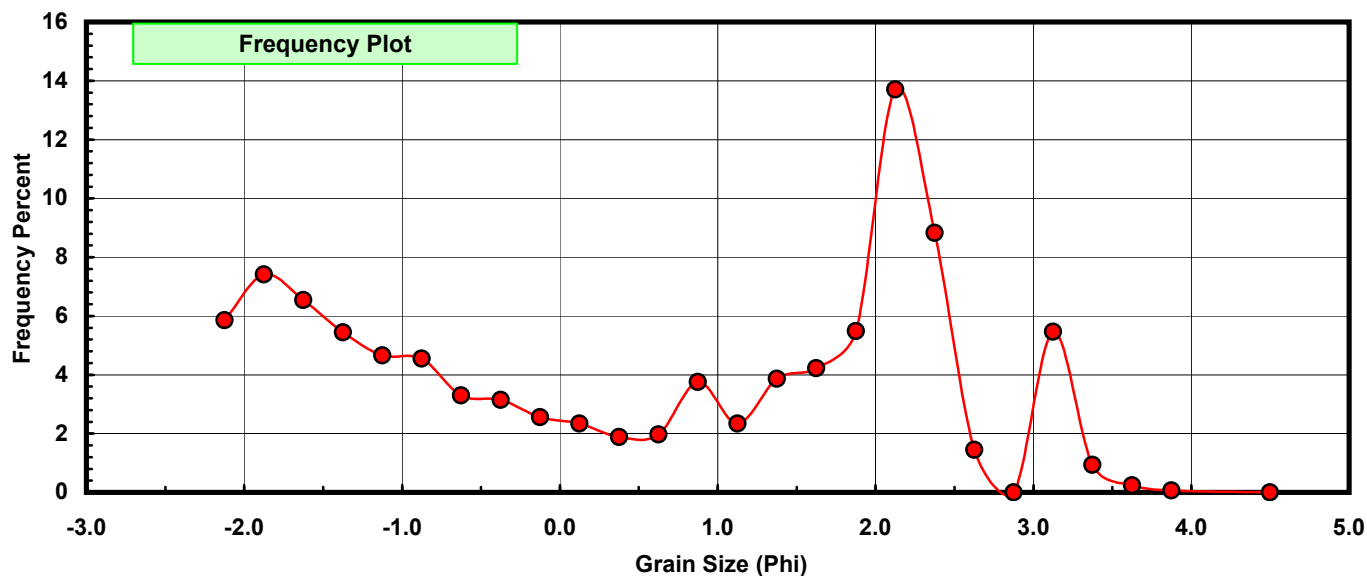
Sieve Size (phi)	Sieve Midpt (phi)	Weight (grams)	Freq Weight %	Cumulative Weight %
-2.00	-2.125	0.270	5.853	5.853
-1.75	-1.875	0.342	7.414	13.267
-1.50	-1.625	0.302	6.547	19.814
-1.25	-1.375	0.251	5.441	25.255
-1.00	-1.125	0.215	4.661	29.915
-0.75	-0.875	0.210	4.552	34.468
-0.50	-0.625	0.152	3.295	37.763
-0.25	-0.375	0.145	3.143	40.906
0.00	-0.125	0.118	2.558	43.464
0.25	0.125	0.108	2.341	45.805
0.50	0.375	0.087	1.886	47.691
0.75	0.625	0.091	1.973	49.664
1.00	0.875	0.173	3.750	53.414
1.25	1.125	0.108	2.341	55.755
1.50	1.375	0.178	3.859	59.614
1.75	1.625	0.195	4.227	63.841
2.00	1.875	0.253	5.485	69.326
2.25	2.125	0.632	13.700	83.026
2.50	2.375	0.407	8.823	91.849
2.75	2.625	0.067	1.452	93.302
3.00	2.875	0.000	0.000	93.302
3.25	3.125	0.252	5.463	98.764
3.50	3.375	0.043	0.932	99.697
3.75	3.625	0.011	0.238	99.935
4.00	3.875	0.003	0.065	100.000
5.00	4.500	0.000	0.000	100.000

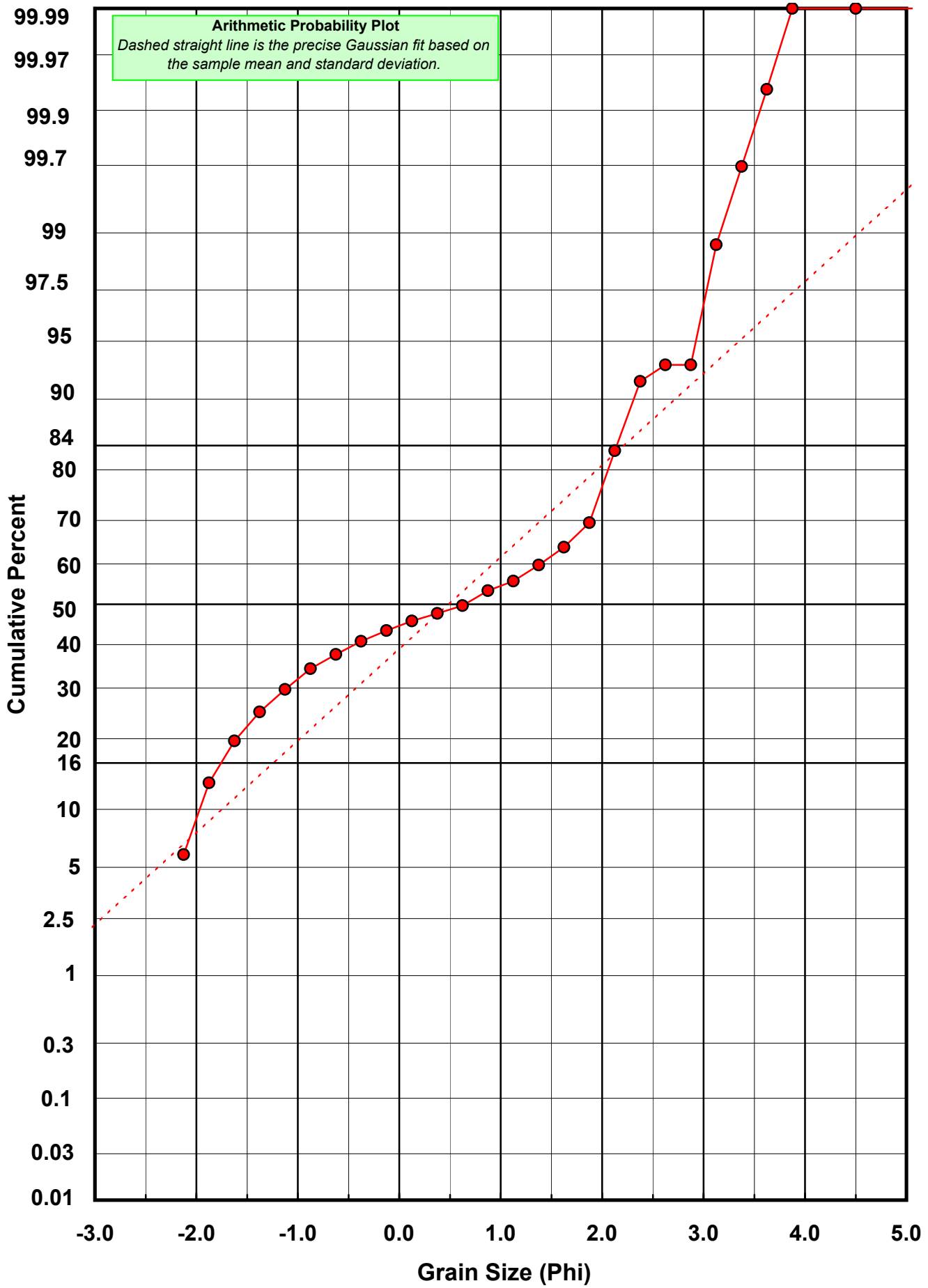
Statistical Results			
Mean:	0.4858	phi	(0.7141 mm)
Standard Dev:	1.7378	phi-units	(0.2998 mm)
Skewness:	-0.0860	dimensionless	
Kurtosis:	1.5192	dimensionless	
5th Moment:	-0.1646	dimensionless	
6th Moment:	2.7712	dimensionless	
RARD *	3.5773	dimensionless	
Median	0.6474	phi	(0.6384 mm)

* RARD = reciprocal absolute relative dispersion (see below)

Statistical Explanation	
Calculations based on the Method of Moments	
Skewness: 3rd Stand. Moment; Exact Gaussian = 0.0	
Kurtosis: 4th Stand. Moment; Exact Gaussian = 3.0	
For Further Explanation, See Calculation Sheets	
Millimeter data calculated by $mm = 2^{(-phi)}$	

Reciprocal Absolute Relative Dispersion (RARD) Scale	
< 0.5	Excellent homogeneity (e.g., beaches)
0.5 to 1.0	Good homogeneity
1.0 to 1.33	Fair homogeneity
> 1.33	Poor homogeneity (e.g., glacial)





Post-Digestion Grain Size Distribution

Onshore Grab Sample

Sample: SJ-07-SS

Total Digested Mass: 55.475 grams

% Silica: 92.6 %

Sieve Size (phi)	Sieve Midpt (phi)	Weight (grams)	Freq Weight %	Cumulative Weight %
-2.00	-2.125	0.000	0.000	0.000
-1.75	-1.875	0.000	0.000	0.000
-1.50	-1.625	0.000	0.000	0.000
-1.25	-1.375	0.000	0.000	0.000
-1.00	-1.125	0.000	0.000	0.000
-0.75	-0.875	0.000	0.000	0.000
-0.50	-0.625	0.000	0.000	0.000
-0.25	-0.375	0.000	0.000	0.000
0.00	-0.125	0.012	0.022	0.022
0.25	0.125	0.015	0.027	0.049
0.50	0.375	0.035	0.063	0.112
0.75	0.625	0.056	0.101	0.213
1.00	0.875	0.226	0.407	0.620
1.25	1.125	0.385	0.694	1.314
1.50	1.375	0.924	1.666	2.980
1.75	1.625	2.276	4.103	7.082
2.00	1.875	5.212	9.395	16.478
2.25	2.125	8.915	16.070	32.548
2.50	2.375	14.322	25.817	58.365
2.75	2.625	14.716	26.527	84.892
3.00	2.875	6.101	10.998	95.890
3.25	3.125	1.392	2.509	98.399
3.50	3.375	0.524	0.945	99.344
3.75	3.625	0.267	0.481	99.825
4.00	3.875	0.097	0.175	100.000
5.00	4.500	0.000	0.000	100.000

Statistical Results			
Mean:	2.3797	phi	(0.1922 mm)
Standard Dev:	0.4289	phi-units	(0.7428 mm)
Skewness:	-0.5387	dimensionless	
Kurtosis:	4.6715	dimensionless	
5th Moment:	-7.8281	dimensionless	
6th Moment:	51.1149	dimensionless	
RARD *	0.1803	dimensionless	
Median	2.2940	phi	(0.2039 mm)

* RARD = reciprocal absolute relative dispersion (see below)

Statistical Explanation	
Calculations based on the Method of Moments	
Skewness: 3rd Stand. Moment; Exact Gaussian = 0.0	
Kurtosis: 4th Stand. Moment; Exact Gaussian = 3.0	
For Further Explanation, See Calculation Sheets	
Millimeter data calculated by $mm = 2^{(-phi)}$	

Reciprocal Absolute Relative Dispersion (RARD) Scale	
< 0.5	Excellent homogeneity (e.g., beaches)
0.5 to 1.0	Good homogeneity
1.0 to 1.33	Fair homogeneity
> 1.33	Poor homogeneity (e.g., glacial)

