

**Onshore Grab Sample**

**Sample:** SJ-06-BB  
**Sample Taken By:** J. Ladner  
**Sample Collected On:** 12/2/03  
**Splits?** N/A

**County:** St. Johns  
**Latitude:** 30° 11' 5.9"  
**Longitude:** 81° 21' 41.7"  
**Datum:** WGS 84  
**Surf. Elev:** N/A  
**Datum:** N/A

**Fine Data Summary**

Total Sample Weight 70.711 grams  
Total Fines in Sample 0.231 grams  
Total Percent Fines 0.33 %

**Dry Sieving Summary**

Total Sample Weight 70.501 grams  
Total Digested Weight 68.382 grams  
Total Carbonate Weight 2.119 grams  
Total Silica % 96.99 %  
Total Carbonate % 3.01 %  
Carbonate/Silica Ratio 0.031

**General Comments:**

None

**Description**

Worked By: M. Lachance

# Pre-Digestion Grain Size Distribution

Onshore Grab Sample

Sample: SJ-06-BB

Total Sample Mass: 70.501 grams

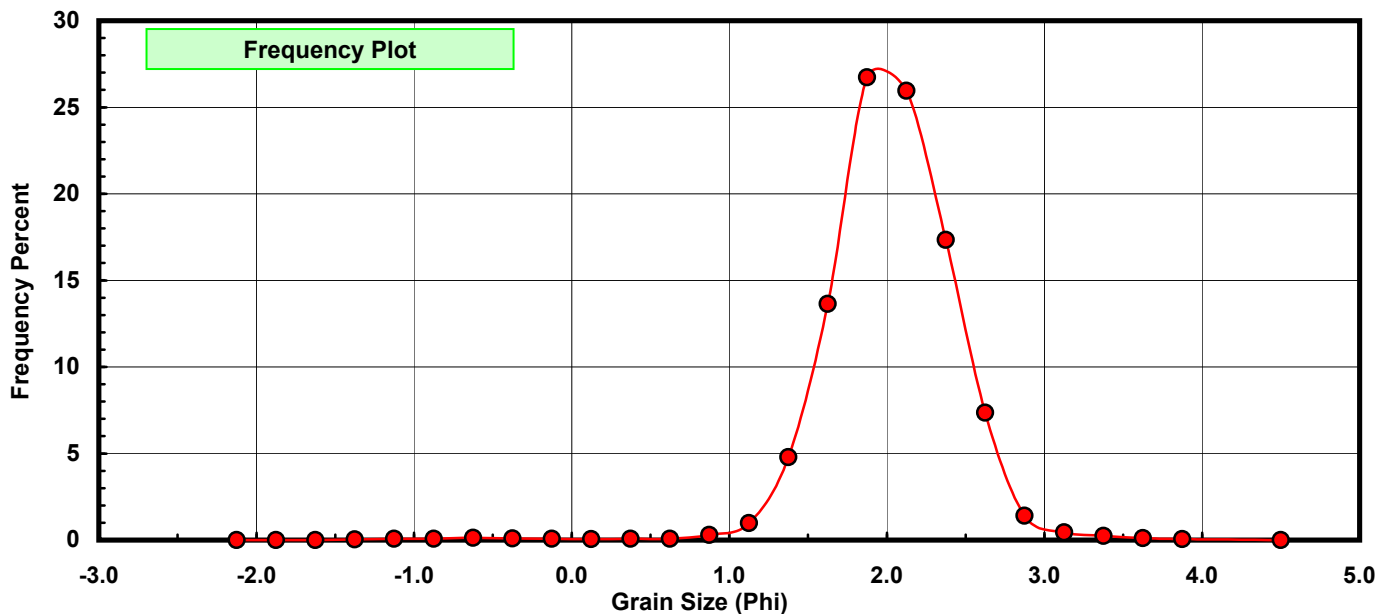
Sieve Size (phi)	Sieve Midpt (phi)	Weight (grams)	Freq Weight %	Cumulative Weight %
-2.00	-2.125	0.000	0.000	0.000
-1.75	-1.875	0.000	0.000	0.000
-1.50	-1.625	0.000	0.000	0.000
-1.25	-1.375	0.020	0.028	0.028
-1.00	-1.125	0.054	0.077	0.105
-0.75	-0.875	0.058	0.082	0.187
-0.50	-0.625	0.092	0.130	0.318
-0.25	-0.375	0.064	0.091	0.409
0.00	-0.125	0.049	0.070	0.478
0.25	0.125	0.045	0.064	0.542
0.50	0.375	0.050	0.071	0.613
0.75	0.625	0.048	0.068	0.681
1.00	0.875	0.202	0.287	0.967
1.25	1.125	0.692	0.982	1.949
1.50	1.375	3.380	4.794	6.743
1.75	1.625	9.613	13.635	20.378
2.00	1.875	18.840	26.723	47.101
2.25	2.125	18.290	25.943	73.044
2.50	2.375	12.226	17.342	90.386
2.75	2.625	5.186	7.356	97.742
3.00	2.875	0.986	1.399	99.140
3.25	3.125	0.312	0.443	99.583
3.50	3.375	0.172	0.244	99.827
3.75	3.625	0.080	0.113	99.940
4.00	3.875	0.041	0.058	99.999
5.00	4.500	0.001	0.001	100.000

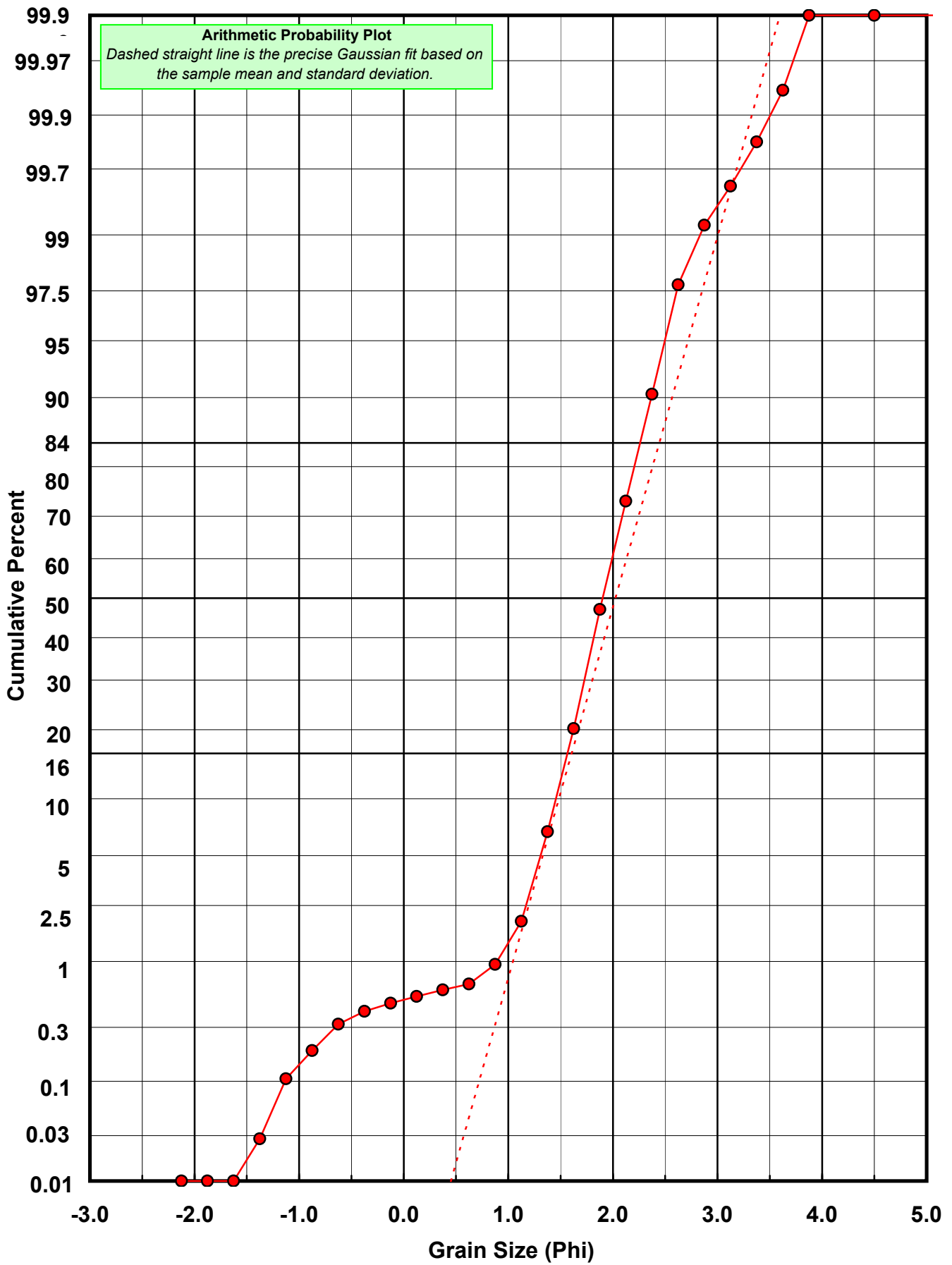
Statistical Results			
Mean:	2.0246	phi	(0.2458 mm)
Standard Dev:	0.4225	phi-units	(0.7461 mm)
Skewness:	-1.2077	dimensionless	
Kurtosis:	11.7537	dimensionless	
5th Moment:	-60.1884	dimensionless	
6th Moment:	447.5287	dimensionless	
RARD *	0.2087	dimensionless	
Median	1.9029	phi	(0.2674 mm)

\* RARD = reciprocal absolute relative dispersion (see below)

Statistical Explanation
Calculations based on the Method of Moments
Skewness: 3rd Stand. Moment; Exact Gaussian = 0.0
Kurtosis: 4th Stand. Moment; Exact Gaussian = 3.0
For Further Explanation, See Calculation Sheets
Millimeter data calculated by $mm = 2^{(-phi)}$

Reciprocal Absolute Relative Dispersion (RARD) Scale	
< 0.5	Excellent homogeneity (e.g., beaches)
0.5 to 1.0	Good homogeneity
1.0 to 1.33	Fair homogeneity
> 1.33	Poor homogeneity (e.g., glacial)





# Carbonate Grain Size Distribution

Onshore Grab Sample

Sample: SJ-06-BB

Total Carbonate Mass: 2.172 grams

% Carbonate: 3.0 %

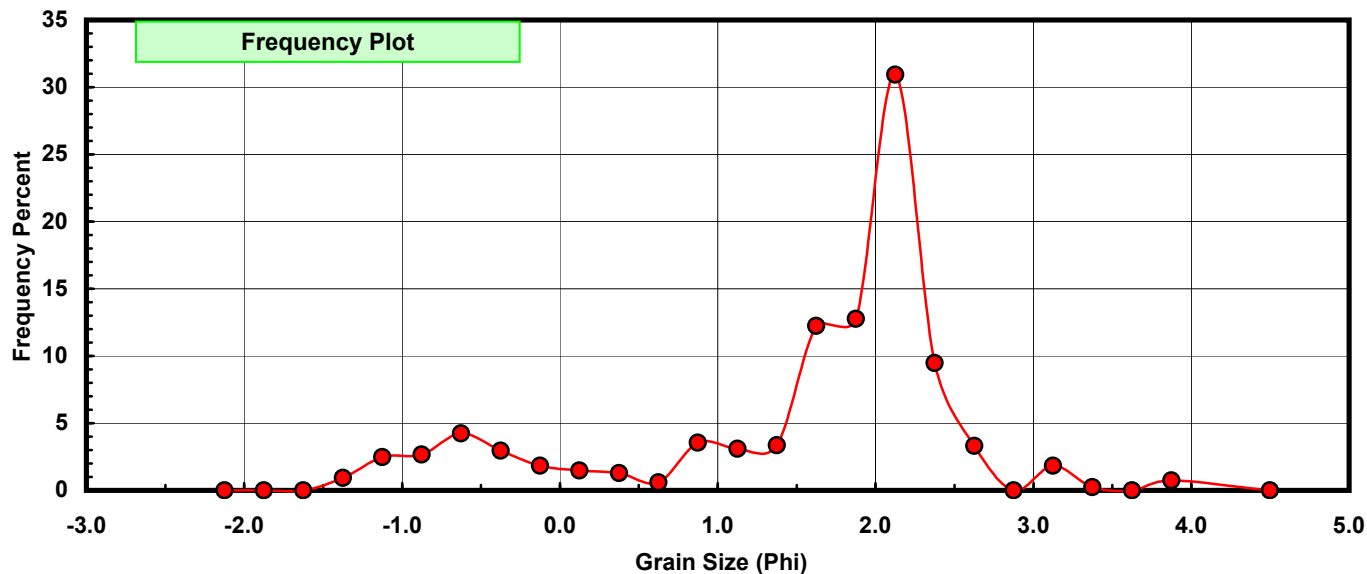
Sieve Size (phi)	Sieve Midpt (phi)	Weight (grams)	Freq Weight %	Cumulative Weight %
-2.00	-2.125	0.000	0.000	0.000
-1.75	-1.875	0.000	0.000	0.000
-1.50	-1.625	0.000	0.000	0.000
-1.25	-1.375	0.020	0.921	0.921
-1.00	-1.125	0.054	2.486	3.407
-0.75	-0.875	0.058	2.670	6.077
-0.50	-0.625	0.092	4.236	10.313
-0.25	-0.375	0.064	2.947	13.260
0.00	-0.125	0.040	1.842	15.101
0.25	0.125	0.032	1.473	16.575
0.50	0.375	0.028	1.289	17.864
0.75	0.625	0.013	0.599	18.462
1.00	0.875	0.077	3.545	22.007
1.25	1.125	0.067	3.085	25.092
1.50	1.375	0.073	3.361	28.453
1.75	1.625	0.266	12.247	40.700
2.00	1.875	0.277	12.753	53.453
2.25	2.125	0.672	30.939	84.392
2.50	2.375	0.206	9.484	93.877
2.75	2.625	0.072	3.315	97.192
3.00	2.875	0.000	0.000	97.192
3.25	3.125	0.040	1.842	99.033
3.50	3.375	0.005	0.230	99.263
3.75	3.625	0.000	0.000	99.263
4.00	3.875	0.016	0.737	100.000
5.00	4.500	0.000	0.000	100.000

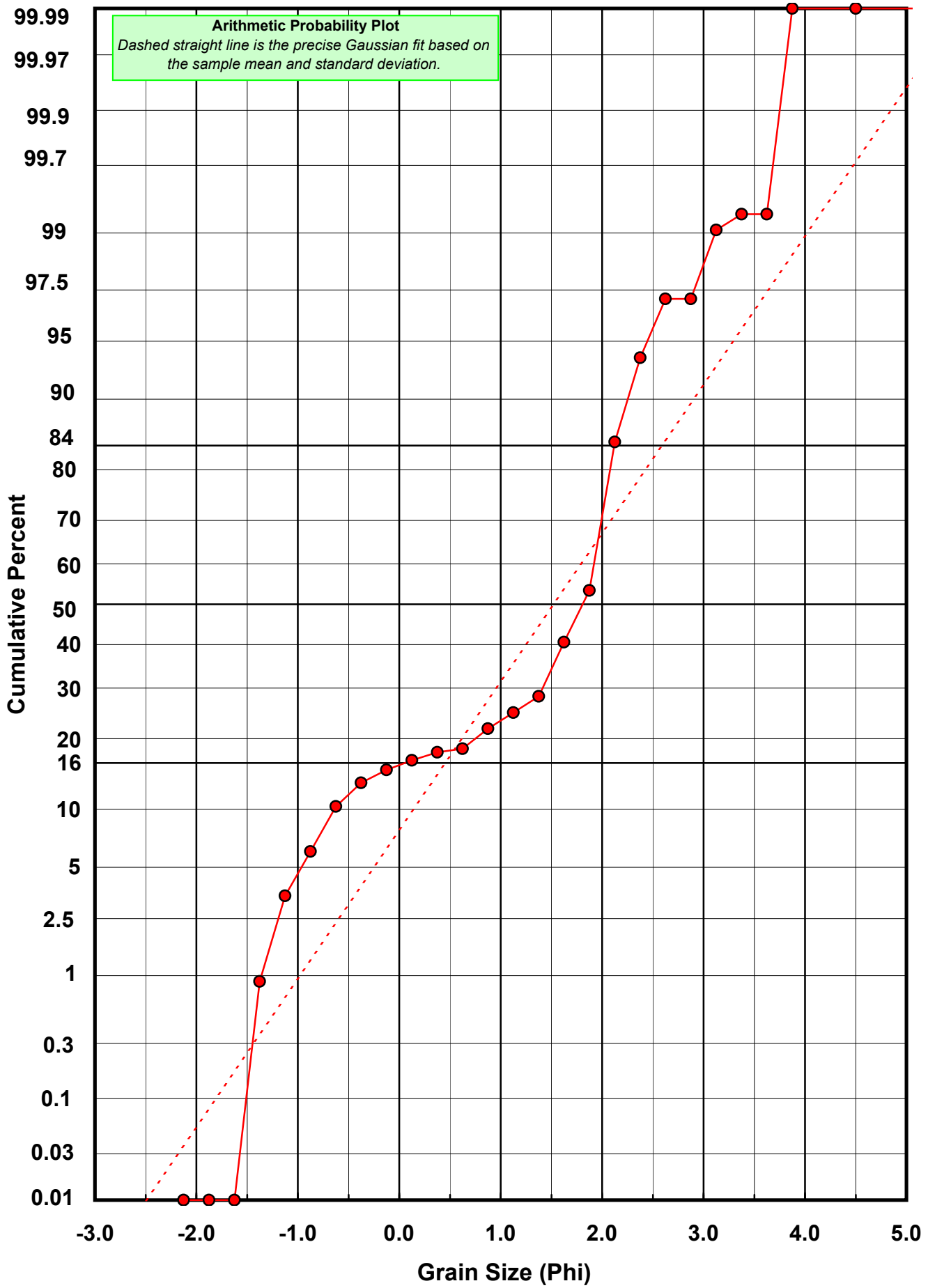
Statistical Results			
Mean:	1.5203	phi	(0.3486 mm)
Standard Dev:	1.0780	phi-units	(0.4737 mm)
Skewness:	-1.1666	dimensionless	
Kurtosis:	3.5271	dimensionless	
5th Moment:	-6.3694	dimensionless	
6th Moment:	17.0522	dimensionless	
RARD *	0.7091	dimensionless	
Median	1.8073	phi	(0.2857 mm)

\* RARD = reciprocal absolute relative dispersion (see below)

Statistical Explanation	
Calculations based on the Method of Moments	
Skewness: 3rd Stand. Moment; Exact Gaussian = 0.0	
Kurtosis: 4th Stand. Moment; Exact Gaussian = 3.0	
For Further Explanation, See Calculation Sheets	
Millimeter data calculated by $mm = 2^{(-\phi)}$	

Reciprocal Absolute Relative Dispersion (RARD) Scale	
< 0.5	Excellent homogeneity (e.g., beaches)
0.5 to 1.0	Good homogeneity
1.0 to 1.33	Fair homogeneity
> 1.33	Poor homogeneity (e.g., glacial)





# Post-Digestion Grain Size Distribution

Onshore Grab Sample

Sample: SJ-06-BB

Total Digested Mass: 68.378 grams

% Silica: 97.0 %

Sieve Size (phi)	Sieve Midpt (phi)	Weight (grams)	Freq Weight %	Cumulative Weight %
-2.00	-2.125	0.000	0.000	0.000
-1.75	-1.875	0.000	0.000	0.000
-1.50	-1.625	0.000	0.000	0.000
-1.25	-1.375	0.000	0.000	0.000
-1.00	-1.125	0.000	0.000	0.000
-0.75	-0.875	0.000	0.000	0.000
-0.50	-0.625	0.000	0.000	0.000
-0.25	-0.375	0.000	0.000	0.000
0.00	-0.125	0.009	0.013	0.013
0.25	0.125	0.013	0.019	0.032
0.50	0.375	0.022	0.032	0.064
0.75	0.625	0.035	0.051	0.116
1.00	0.875	0.125	0.183	0.298
1.25	1.125	0.625	0.914	1.212
1.50	1.375	3.307	4.836	6.049
1.75	1.625	9.347	13.670	19.718
2.00	1.875	18.563	27.148	46.866
2.25	2.125	17.618	25.766	72.632
2.50	2.375	12.020	17.579	90.210
2.75	2.625	5.114	7.479	97.689
3.00	2.875	1.012	1.480	99.169
3.25	3.125	0.272	0.398	99.567
3.50	3.375	0.167	0.244	99.811
3.75	3.625	0.104	0.152	99.963
4.00	3.875	0.025	0.037	100.000
5.00	4.500	0.000	0.000	100.000

Statistical Results			
Mean:	2.0415	phi	(0.2429 mm)
Standard Dev:	0.3732	phi-units	(0.772 mm)
Skewness:	0.1609	dimensionless	
Kurtosis:	4.1104	dimensionless	
5th Moment:	2.0296	dimensionless	
6th Moment:	43.2537	dimensionless	
RARD *	0.1828	dimensionless	
Median	1.9054	phi	(0.2669 mm)

\* RARD = reciprocal absolute relative dispersion (see below)

Statistical Explanation	
Calculations based on the Method of Moments	
Skewness: 3rd Stand. Moment; Exact Gaussian = 0.0	
Kurtosis: 4th Stand. Moment; Exact Gaussian = 3.0	
For Further Explanation, See Calculation Sheets	
Millimeter data calculated by $mm = 2^{(-phi)}$	

Reciprocal Absolute Relative Dispersion (RARD) Scale	
< 0.5	Excellent homogeneity (e.g., beaches)
0.5 to 1.0	Good homogeneity
1.0 to 1.33	Fair homogeneity
> 1.33	Poor homogeneity (e.g., glacial)

