

Onshore Grab Sample

Sample: SJ-02-SS
Sample Taken By: J. Ladner
Sample Collected On: 12/2/03
Splits? N/A

County: St. Johns
Latitude: 30° 14' 31.4"
Longitude: 81° 22' 38.8"
Datum: WGS 84
Surf. Elev: N/A
Datum: N/A

Fine Data Summary

Total Sample Weight 68.526 grams
Total Fines in Sample 0.776 grams
Total Percent Fines 1.12 %

Dry Sieving Summary

Total Sample Weight 67.714 grams
Total Digested Weight 65.185 grams
Total Carbonate Weight 2.529 grams
Total Silica % 96.27 %
Total Carbonate % 3.73 %
Carbonate/Silica Ratio 0.039

General Comments:

None

Description

Worked By: M. Lachance

Pre-Digestion Grain Size Distribution

Onshore Grab Sample

Sample: SJ-02-SS

Total Sample Mass: 67.714 grams

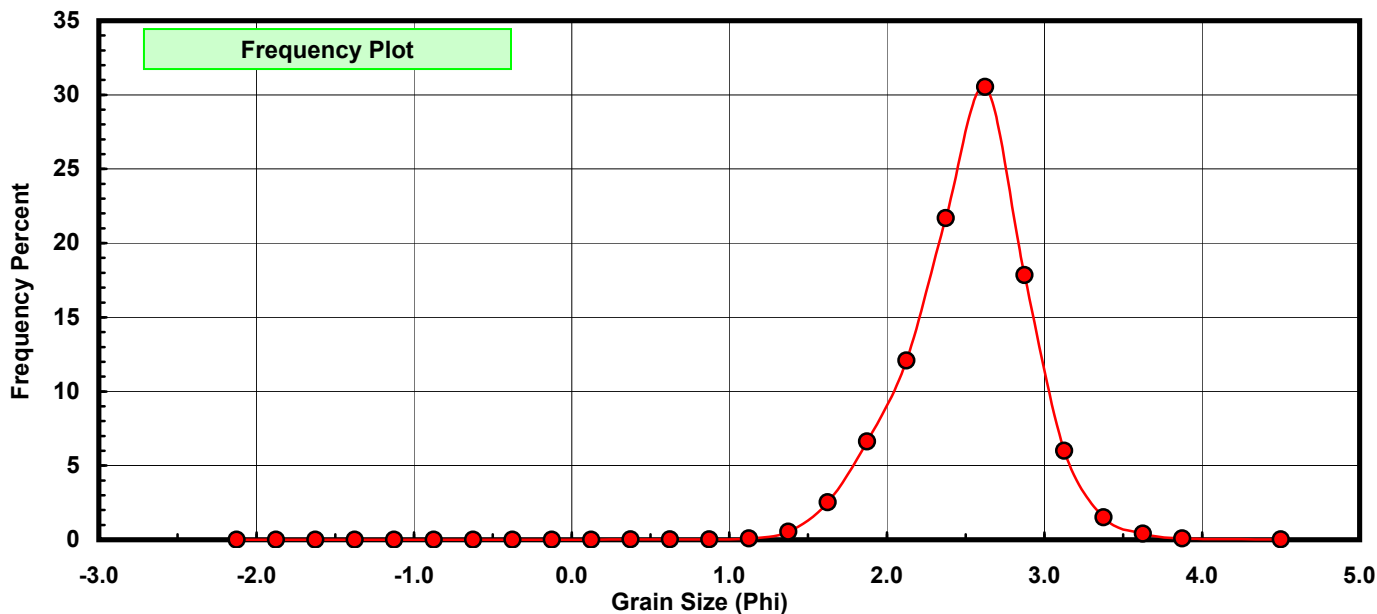
Sieve Size (phi)	Sieve Midpt (phi)	Weight (grams)	Freq Weight %	Cumulative Weight %
-2.00	-2.125	0.000	0.000	0.000
-1.75	-1.875	0.000	0.000	0.000
-1.50	-1.625	0.000	0.000	0.000
-1.25	-1.375	0.000	0.000	0.000
-1.00	-1.125	0.000	0.000	0.000
-0.75	-0.875	0.000	0.000	0.000
-0.50	-0.625	0.004	0.006	0.006
-0.25	-0.375	0.002	0.003	0.009
0.00	-0.125	0.003	0.004	0.013
0.25	0.125	0.007	0.010	0.024
0.50	0.375	0.016	0.024	0.047
0.75	0.625	0.012	0.018	0.065
1.00	0.875	0.011	0.016	0.081
1.25	1.125	0.055	0.081	0.162
1.50	1.375	0.372	0.549	0.712
1.75	1.625	1.705	2.518	3.230
2.00	1.875	4.479	6.615	9.844
2.25	2.125	8.185	12.088	21.932
2.50	2.375	14.688	21.691	43.623
2.75	2.625	20.672	30.528	74.152
3.00	2.875	12.077	17.835	91.987
3.25	3.125	4.056	5.990	97.977
3.50	3.375	1.018	1.503	99.480
3.75	3.625	0.280	0.414	99.894
4.00	3.875	0.054	0.080	99.973
5.00	4.500	0.018	0.027	100.000

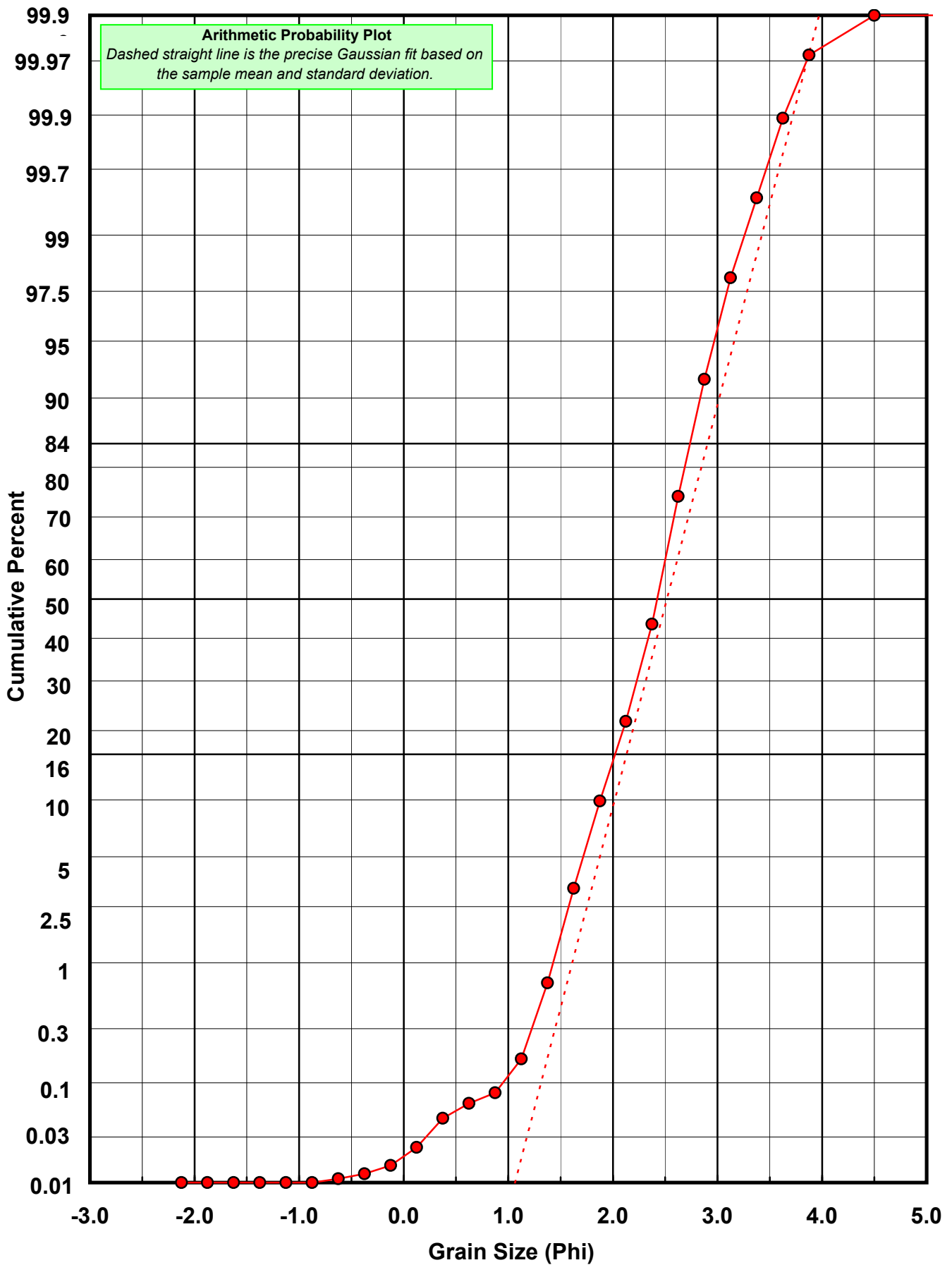
Statistical Results			
Mean:	2.5171	phi	(0.1747 mm)
Standard Dev:	0.3903	phi-units	(0.763 mm)
Skewness:	-0.3667	dimensionless	
Kurtosis:	4.2278	dimensionless	
5th Moment:	-6.7798	dimensionless	
6th Moment:	62.2303	dimensionless	
RARD *	0.1551	dimensionless	
Median	2.4272	phi	(0.1859 mm)

* RARD = reciprocal absolute relative dispersion (see below)

Statistical Explanation	
Calculations based on the Method of Moments	
Skewness: 3rd Stand. Moment; Exact Gaussian = 0.0	
Kurtosis: 4th Stand. Moment; Exact Gaussian = 3.0	
For Further Explanation, See Calculation Sheets	
Millimeter data calculated by $mm = 2^{(-\phi)}$	

Reciprocal Absolute Relative Dispersion (RARD) Scale	
< 0.5	Excellent homogeneity (e.g., beaches)
0.5 to 1.0	Good homogeneity
1.0 to 1.33	Fair homogeneity
> 1.33	Poor homogeneity (e.g., glacial)





Carbonate Grain Size Distribution

Onshore Grab Sample

Sample: SJ-02-SS

Total Carbonate Mass: 3.132 grams

% Carbonate: 3.7 %

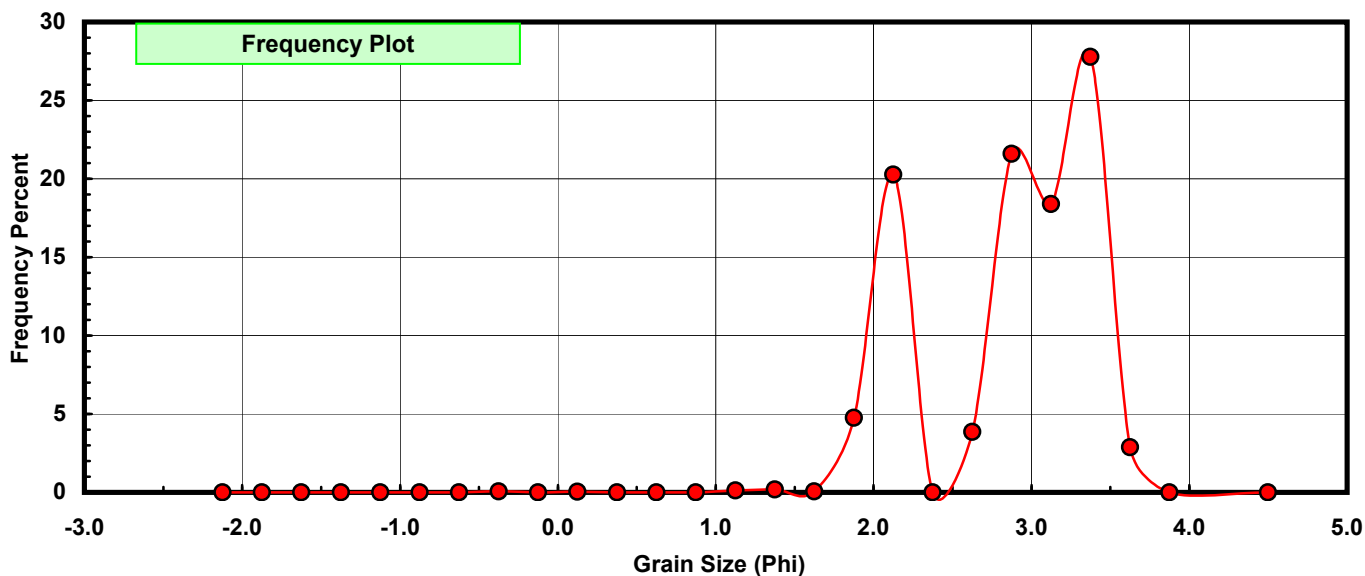
Sieve Size (phi)	Sieve Midpt (phi)	Weight (grams)	Freq Weight %	Cumulative Weight %
-2.00	-2.125	0.000	0.000	0.000
-1.75	-1.875	0.000	0.000	0.000
-1.50	-1.625	0.000	0.000	0.000
-1.25	-1.375	0.000	0.000	0.000
-1.00	-1.125	0.000	0.000	0.000
-0.75	-0.875	0.000	0.000	0.000
-0.50	-0.625	0.000	0.000	0.000
-0.25	-0.375	0.002	0.064	0.064
0.00	-0.125	0.000	0.000	0.064
0.25	0.125	0.001	0.032	0.096
0.50	0.375	0.000	0.000	0.096
0.75	0.625	0.000	0.000	0.096
1.00	0.875	0.000	0.000	0.096
1.25	1.125	0.004	0.128	0.223
1.50	1.375	0.006	0.192	0.415
1.75	1.625	0.002	0.064	0.479
2.00	1.875	0.149	4.757	5.236
2.25	2.125	0.635	20.275	25.511
2.50	2.375	0.000	0.000	25.511
2.75	2.625	0.121	3.863	29.374
3.00	2.875	0.676	21.584	50.958
3.25	3.125	0.576	18.391	69.349
3.50	3.375	0.870	27.778	97.126
3.75	3.625	0.090	2.874	100.000
4.00	3.875	0.000	0.000	100.000
5.00	4.500	0.000	0.000	100.000

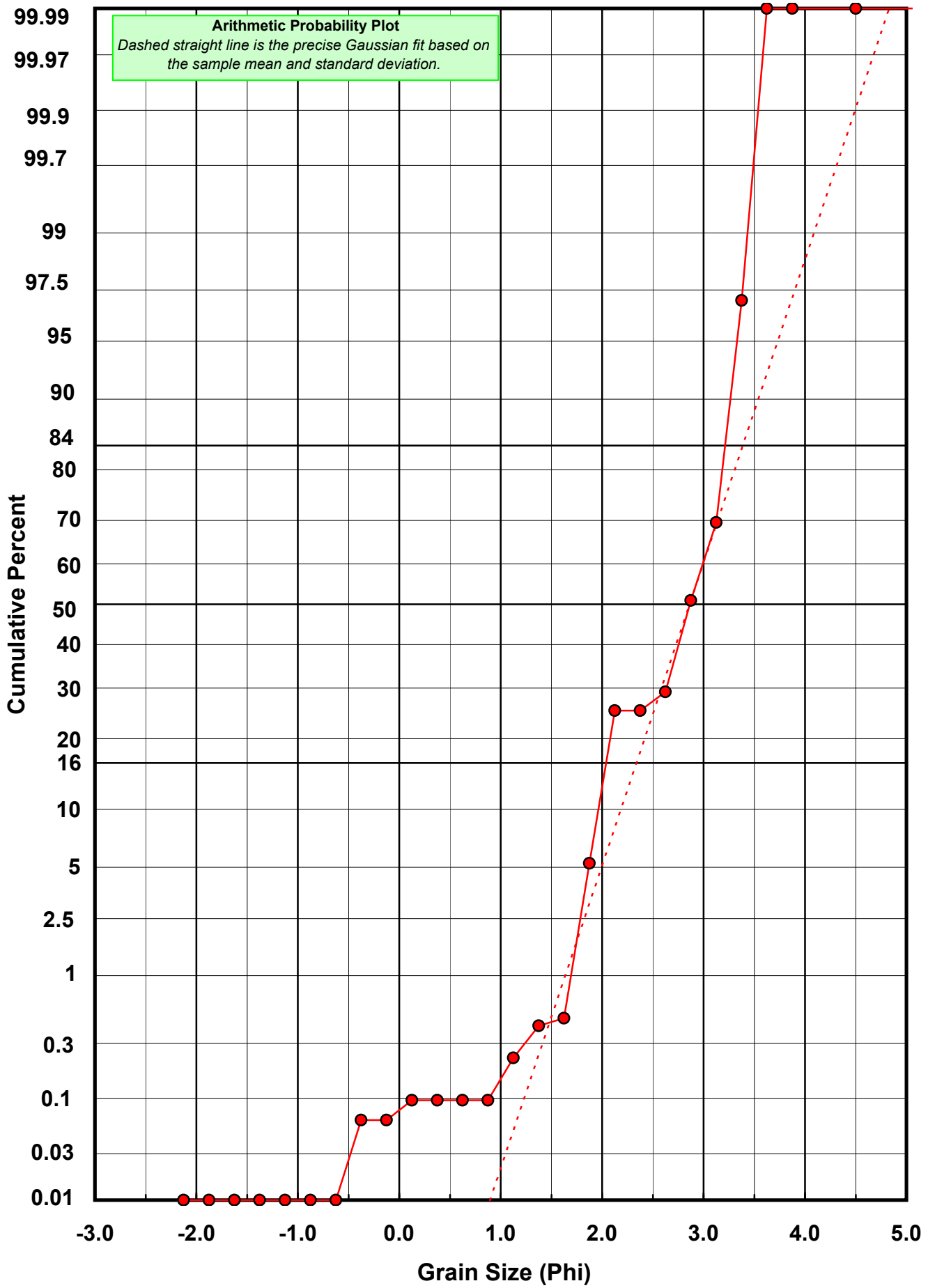
Statistical Results			
Mean:	2.8633	phi	(0.1374 mm)
Standard Dev:	0.5286	phi-units	(0.6932 mm)
Skewness:	-0.7942	dimensionless	
Kurtosis:	3.1524	dimensionless	
5th Moment:	-9.3239	dimensionless	
6th Moment:	46.6445	dimensionless	
RARD *	0.1846	dimensionless	
Median	2.8639	phi	(0.1374 mm)

* RARD = reciprocal absolute relative dispersion (see below)

Statistical Explanation	
Calculations based on the Method of Moments	
Skewness: 3rd Stand. Moment; Exact Gaussian = 0.0	
Kurtosis: 4th Stand. Moment; Exact Gaussian = 3.0	
For Further Explanation, See Calculation Sheets	
Millimeter data calculated by $mm = 2^{(-\phi)}$	

Reciprocal Absolute Relative Dispersion (RARD) Scale	
< 0.5	Excellent homogeneity (e.g., beaches)
0.5 to 1.0	Good homogeneity
1.0 to 1.33	Fair homogeneity
> 1.33	Poor homogeneity (e.g., glacial)





Post-Digestion Grain Size Distribution

Onshore Grab Sample

Sample: SJ-02-SS

Total Digested Mass: 65.169 grams

% Silica: 96.3 %

Sieve Size (phi)	Sieve Midpt (phi)	Weight (grams)	Freq Weight %	Cumulative Weight %
-2.00	-2.125	0.000	0.000	0.000
-1.75	-1.875	0.000	0.000	0.000
-1.50	-1.625	0.000	0.000	0.000
-1.25	-1.375	0.000	0.000	0.000
-1.00	-1.125	0.000	0.000	0.000
-0.75	-0.875	0.000	0.000	0.000
-0.50	-0.625	0.004	0.006	0.006
-0.25	-0.375	0.000	0.000	0.006
0.00	-0.125	0.005	0.008	0.014
0.25	0.125	0.006	0.009	0.023
0.50	0.375	0.018	0.028	0.051
0.75	0.625	0.014	0.021	0.072
1.00	0.875	0.015	0.023	0.095
1.25	1.125	0.051	0.078	0.173
1.50	1.375	0.366	0.562	0.735
1.75	1.625	1.703	2.613	3.348
2.00	1.875	4.330	6.644	9.992
2.25	2.125	7.550	11.585	21.578
2.50	2.375	15.247	23.396	44.974
2.75	2.625	20.551	31.535	76.509
3.00	2.875	11.401	17.495	94.003
3.25	3.125	3.480	5.340	99.343
3.50	3.375	0.148	0.227	99.570
3.75	3.625	0.190	0.292	99.862
4.00	3.875	0.090	0.138	100.000
5.00	4.500	0.000	0.000	100.000

Statistical Results			
Mean:	2.4991	phi	(0.1769 mm)
Standard Dev:	0.3733	phi-units	(0.772 mm)
Skewness:	-0.5345	dimensionless	
Kurtosis:	4.4182	dimensionless	
5th Moment:	-9.6667	dimensionless	
6th Moment:	71.3736	dimensionless	
RARD *	0.1494	dimensionless	
Median	2.4148	phi	(0.1875 mm)

* RARD = reciprocal absolute relative dispersion (see below)

Statistical Explanation	
Calculations based on the Method of Moments	
Skewness: 3rd Stand. Moment; Exact Gaussian = 0.0	
Kurtosis: 4th Stand. Moment; Exact Gaussian = 3.0	
For Further Explanation, See Calculation Sheets	
Millimeter data calculated by $mm = 2^{(-\phi)}$	

Reciprocal Absolute Relative Dispersion (RARD) Scale	
< 0.5	Excellent homogeneity (e.g., beaches)
0.5 to 1.0	Good homogeneity
1.0 to 1.33	Fair homogeneity
> 1.33	Poor homogeneity (e.g., glacial)

