

Onshore Grab Sample

Sample: SJ-01-SS
Sample Taken By: J. Ladner
Sample Collected On: 12/4/02
Splits? N/A

County: St. Johns
Latitude: 30° 14' 44.0"
Longitude: 81° 22' 41.3"
Datum: WGS 84
Surf. Elev: N/A
Datum: N/A

Fine Data Summary

Total Sample Weight 50.855 grams
Total Fines in Sample 0.567 grams
Total Percent Fines 1.10 %

Dry Sieving Summary

Total Sample Weight 50.320 grams
Total Digested Weight 47.545 grams
Total Carbonate Weight 2.775 grams
Total Silica % 94.49 %
Total Carbonate % 5.51 %
Carbonate/Silica Ratio 0.058

General Comments:

None

Description

Worked By: C. Fischler
Reviewed and Edited By: M. Ladle

Pre-Digestion Grain Size Distribution

Onshore Grab Sample

Sample: SJ-01-SS

Total Sample Mass: 50.320 grams

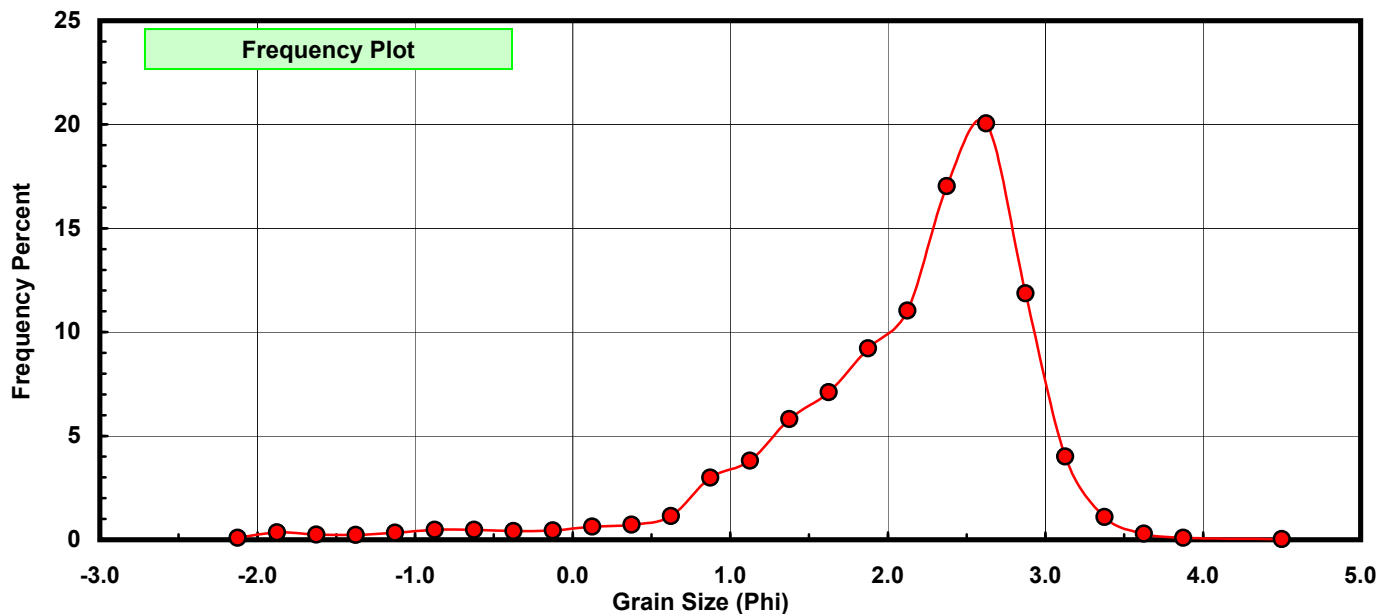
Sieve Size (phi)	Sieve Midpt (phi)	Weight (grams)	Freq Weight %	Cumulative Weight %
-2.00	-2.125	0.044	0.087	0.087
-1.75	-1.875	0.177	0.352	0.439
-1.50	-1.625	0.122	0.242	0.682
-1.25	-1.375	0.120	0.238	0.920
-1.00	-1.125	0.170	0.338	1.258
-0.75	-0.875	0.244	0.485	1.743
-0.50	-0.625	0.240	0.477	2.220
-0.25	-0.375	0.209	0.415	2.635
0.00	-0.125	0.226	0.449	3.084
0.25	0.125	0.315	0.626	3.710
0.50	0.375	0.363	0.721	4.432
0.75	0.625	0.572	1.137	5.568
1.00	0.875	1.501	2.983	8.551
1.25	1.125	1.914	3.804	12.355
1.50	1.375	2.922	5.807	18.162
1.75	1.625	3.579	7.112	25.274
2.00	1.875	4.637	9.215	34.489
2.25	2.125	5.554	11.037	45.527
2.50	2.375	8.572	17.035	62.562
2.75	2.625	10.091	20.054	82.615
3.00	2.875	5.972	11.868	94.483
3.25	3.125	2.014	4.002	98.486
3.50	3.375	0.552	1.097	99.583
3.75	3.625	0.149	0.296	99.879
4.00	3.875	0.048	0.095	99.974
5.00	4.500	0.013	0.026	100.000

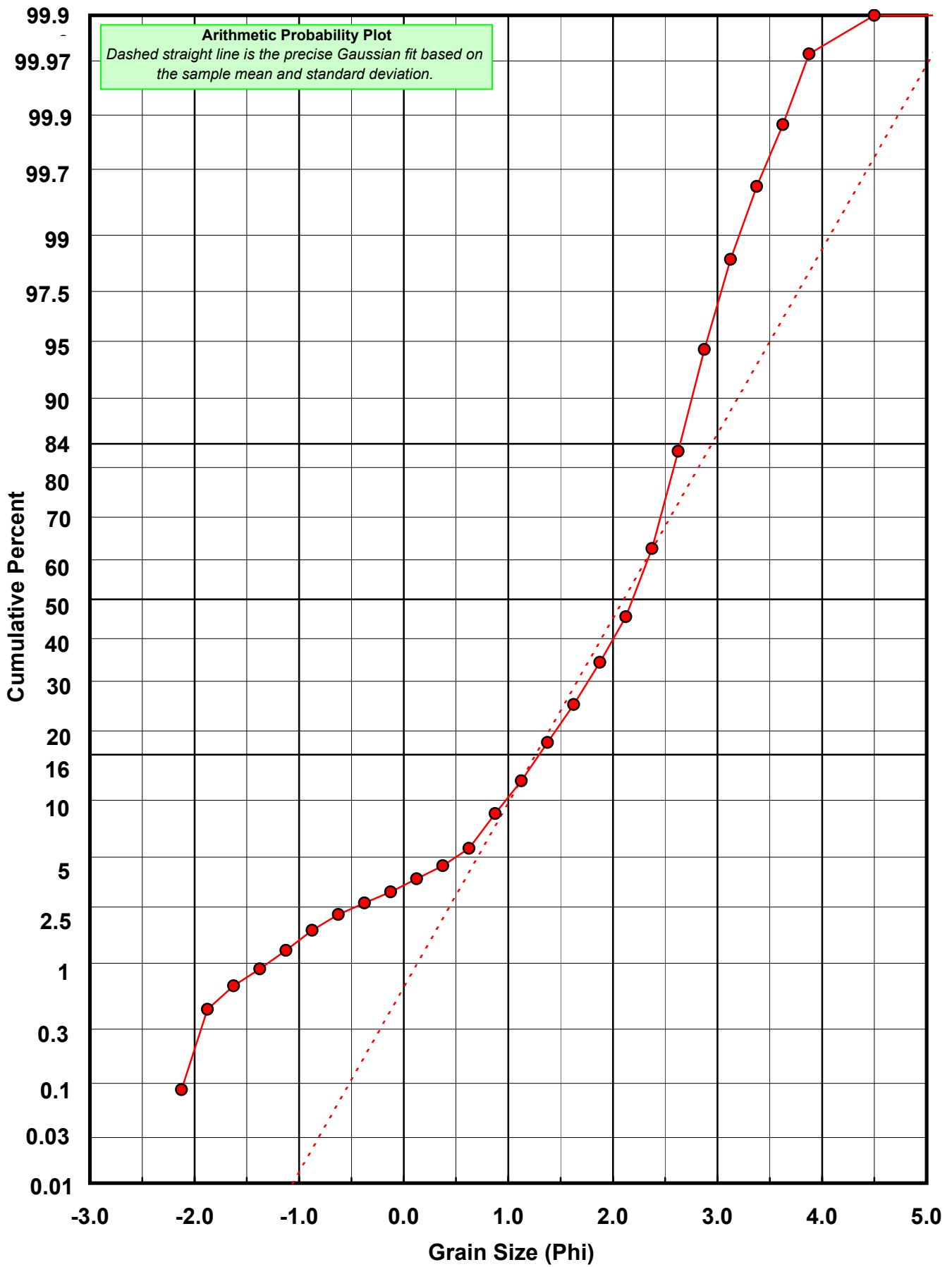
Statistical Results			
Mean:	2.1033	phi	(0.2327 mm)
Standard Dev:	0.8501	phi-units	(0.5547 mm)
Skewness:	-1.7252	dimensionless	
Kurtosis:	7.3454	dimensionless	
5th Moment:	-26.7835	dimensionless	
6th Moment:	112.0086	dimensionless	
RARD *	0.4042	dimensionless	
Median	2.1906	phi	(0.2191 mm)

* RARD = reciprocal absolute relative dispersion (see below)

Statistical Explanation
Calculations based on the Method of Moments
Skewness: 3rd Stand. Moment; Exact Gaussian = 0.0
Kurtosis: 4th Stand. Moment; Exact Gaussian = 3.0
For Further Explanation, See Calculation Sheets
Millimeter data calculated by $mm = 2^{(-phi)}$

Reciprocal Absolute Relative Dispersion (RARD) Scale	
< 0.5	Excellent homogeneity (e.g., beaches)
0.5 to 1.0	Good homogeneity
1.0 to 1.33	Fair homogeneity
> 1.33	Poor homogeneity (e.g., glacial)





Carbonate Grain Size Distribution

Onshore Grab Sample

Sample: SJ-01-SS

Total Carbonate Mass: 3.126 grams

% Carbonate: 5.5 %

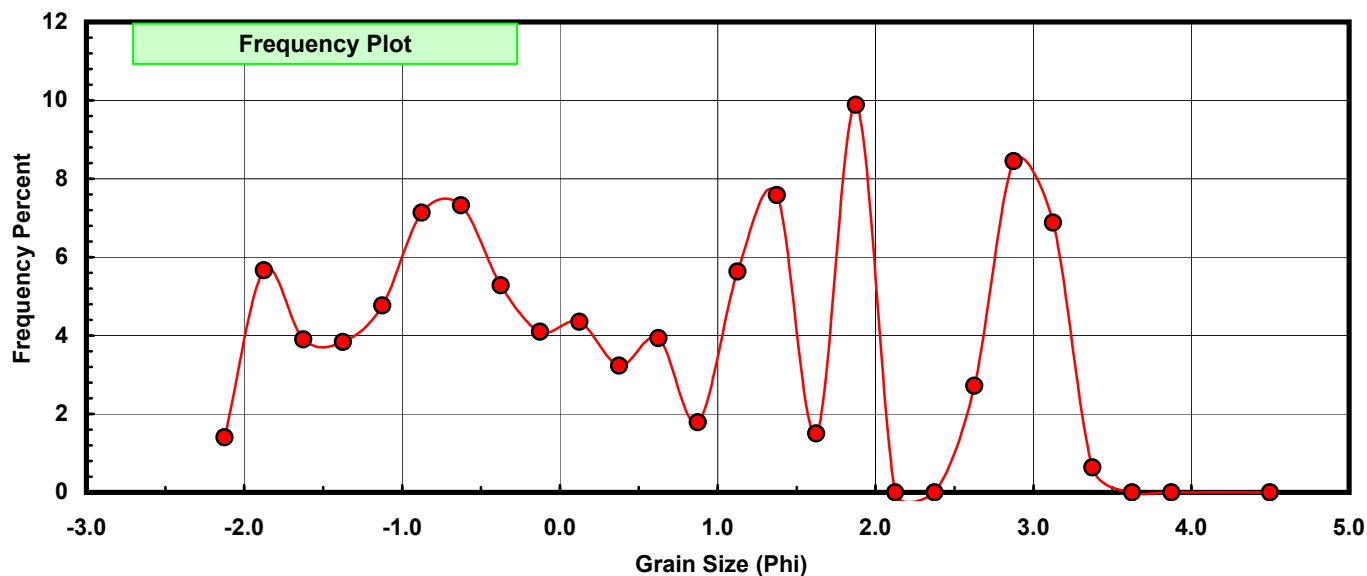
Sieve Size (phi)	Sieve Midpt (phi)	Weight (grams)	Freq Weight %	Cumulative Weight %
-2.00	-2.125	0.044	1.408	1.408
-1.75	-1.875	0.177	5.662	7.070
-1.50	-1.625	0.122	3.903	10.972
-1.25	-1.375	0.120	3.839	14.811
-1.00	-1.125	0.149	4.766	19.578
-0.75	-0.875	0.223	7.134	26.711
-0.50	-0.625	0.229	7.326	34.037
-0.25	-0.375	0.165	5.278	39.315
0.00	-0.125	0.128	4.095	43.410
0.25	0.125	0.136	4.351	47.761
0.50	0.375	0.101	3.231	50.992
0.75	0.625	0.123	3.935	54.926
1.00	0.875	0.056	1.791	56.718
1.25	1.125	0.176	5.630	62.348
1.50	1.375	0.237	7.582	69.930
1.75	1.625	0.047	1.504	71.433
2.00	1.875	0.309	9.885	81.318
2.25	2.125	0.000	0.000	81.318
2.50	2.375	0.000	0.000	81.318
2.75	2.625	0.085	2.719	84.037
3.00	2.875	0.264	8.445	92.482
3.25	3.125	0.215	6.878	99.360
3.50	3.375	0.020	0.640	100.000
3.75	3.625	0.000	0.000	100.000
4.00	3.875	0.000	0.000	100.000
5.00	4.500	0.000	0.000	100.000

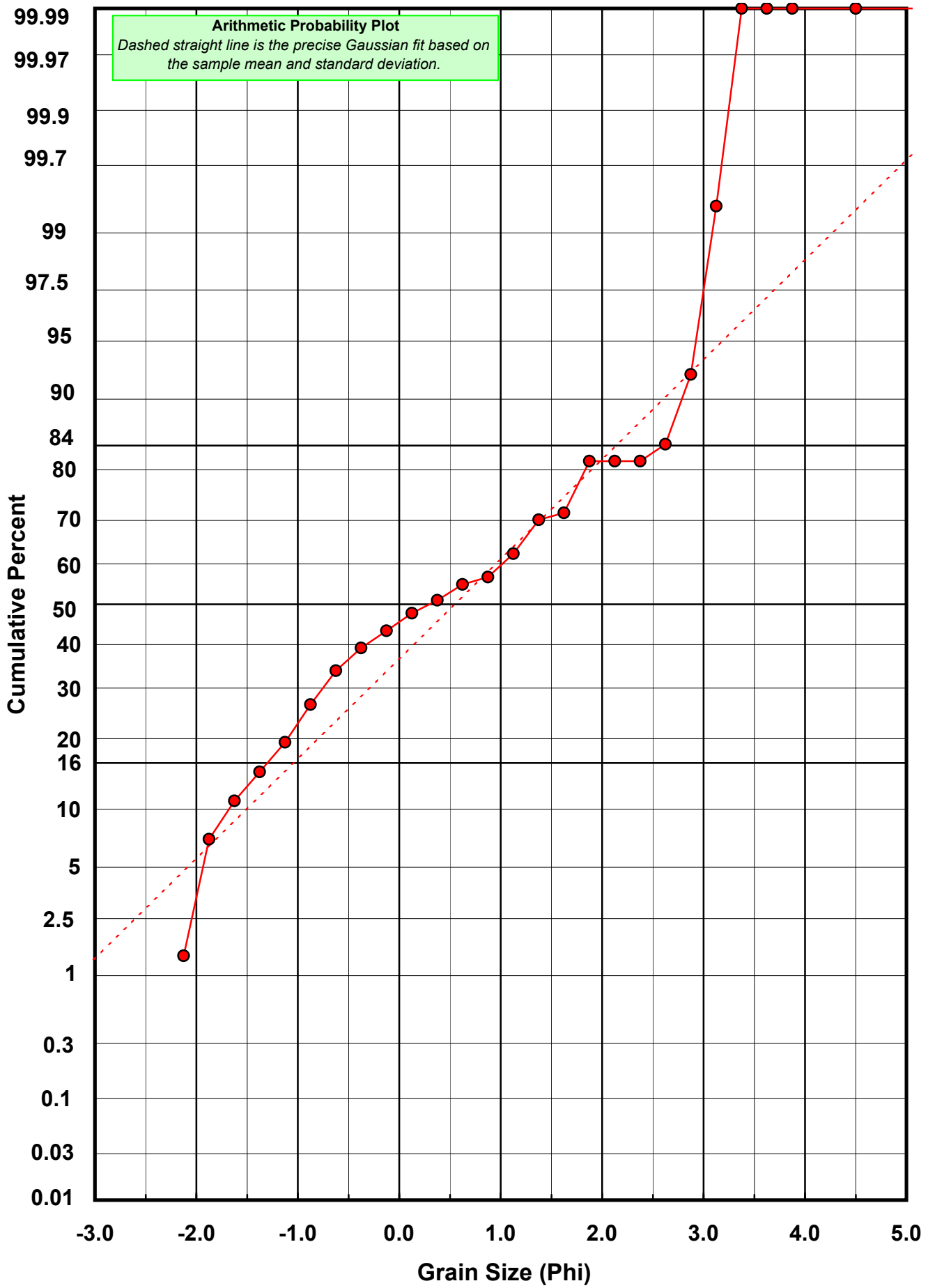
Statistical Results			
Mean:	0.5469	phi	(0.6845 mm)
Standard Dev:	1.5990	phi-units	(0.3301 mm)
Skewness:	0.1443	dimensionless	
Kurtosis:	1.7917	dimensionless	
5th Moment:	0.5278	dimensionless	
6th Moment:	3.8367	dimensionless	
RARD *	2.9240	dimensionless	
Median	0.2983	phi	(0.8132 mm)

* RARD = reciprocal absolute relative dispersion (see below)

Statistical Explanation	
Calculations based on the Method of Moments	
Skewness: 3rd Stand. Moment; Exact Gaussian = 0.0	
Kurtosis: 4th Stand. Moment; Exact Gaussian = 3.0	
For Further Explanation, See Calculation Sheets	
Millimeter data calculated by $mm = 2^{(-phi)}$	

Reciprocal Absolute Relative Dispersion (RARD) Scale	
< 0.5	Excellent homogeneity (e.g., beaches)
0.5 to 1.0	Good homogeneity
1.0 to 1.33	Fair homogeneity
> 1.33	Poor homogeneity (e.g., glacial)





Post-Digestion Grain Size Distribution

Onshore Grab Sample

Sample: SJ-01-SS

Total Digested Mass: 47.535 grams

% Silica: 94.5 %

Sieve Size (phi)	Sieve Midpt (phi)	Weight (grams)	Freq Weight %	Cumulative Weight %
-2.00	-2.125	0.000	0.000	0.000
-1.75	-1.875	0.000	0.000	0.000
-1.50	-1.625	0.000	0.000	0.000
-1.25	-1.375	0.000	0.000	0.000
-1.00	-1.125	0.021	0.044	0.044
-0.75	-0.875	0.021	0.044	0.088
-0.50	-0.625	0.011	0.023	0.111
-0.25	-0.375	0.044	0.093	0.204
0.00	-0.125	0.098	0.206	0.410
0.25	0.125	0.179	0.377	0.787
0.50	0.375	0.262	0.551	1.338
0.75	0.625	0.449	0.945	2.283
1.00	0.875	1.445	3.040	5.322
1.25	1.125	1.738	3.656	8.979
1.50	1.375	2.685	5.648	14.627
1.75	1.625	3.532	7.430	22.057
2.00	1.875	4.328	9.105	31.162
2.25	2.125	5.866	12.340	43.503
2.50	2.375	8.609	18.111	61.614
2.75	2.625	10.006	21.050	82.663
3.00	2.875	5.708	12.008	94.671
3.25	3.125	1.799	3.785	98.456
3.50	3.375	0.532	1.119	99.575
3.75	3.625	0.153	0.322	99.897
4.00	3.875	0.049	0.103	100.000
5.00	4.500	0.000	0.000	100.000

Statistical Results			
Mean:	2.2055	phi	(0.2168 mm)
Standard Dev:	0.6477	phi-units	(0.6383 mm)
Skewness:	-0.8862	dimensionless	
Kurtosis:	3.9686	dimensionless	
5th Moment:	-9.4523	dimensionless	
6th Moment:	37.6938	dimensionless	
RARD *	0.2937	dimensionless	
Median	2.2147	phi	(0.2154 mm)

* RARD = reciprocal absolute relative dispersion (see below)

Statistical Explanation	
Calculations based on the Method of Moments	
Skewness: 3rd Stand. Moment; Exact Gaussian = 0.0	
Kurtosis: 4th Stand. Moment; Exact Gaussian = 3.0	
For Further Explanation, See Calculation Sheets	
Millimeter data calculated by $mm = 2^{(-\phi)}$	

Reciprocal Absolute Relative Dispersion (RARD) Scale	
< 0.5	Excellent homogeneity (e.g., beaches)
0.5 to 1.0	Good homogeneity
1.0 to 1.33	Fair homogeneity
> 1.33	Poor homogeneity (e.g., glacial)

