

Onshore Grab Sample

Sample: NA-14-SS
Sample Taken By: J. Ladner
Sample Collected On: 12/4/02
Splits? N/A

County: Nassau
Latitude: 30° 31' 19.9"
Longitude: 81° 26' 4.6"
Datum: WGS 84
Surf. Elev: N/A
Datum: N/A

Fine Data Summary

Total Sample Weight	47.139 grams
Total Fines in Sample	0.260 grams
Total Percent Fines	0.55 %

Dry Sieving Summary

Total Sample Weight	46.888 grams
Total Digested Weight	41.195 grams
Total Carbonate Weight	5.693 grams
Total Silica %	87.86 %
Total Carbonate %	12.14 %
Carbonate/Silica Ratio	0.138

General Comments:

None

Description

Worked By: C. Fischler
Reviewed and Edited By: M. Ladle

Pre-Digestion Grain Size Distribution

Onshore Grab Sample

Sample: NA-14-SS

Total Sample Mass: 46.888 grams

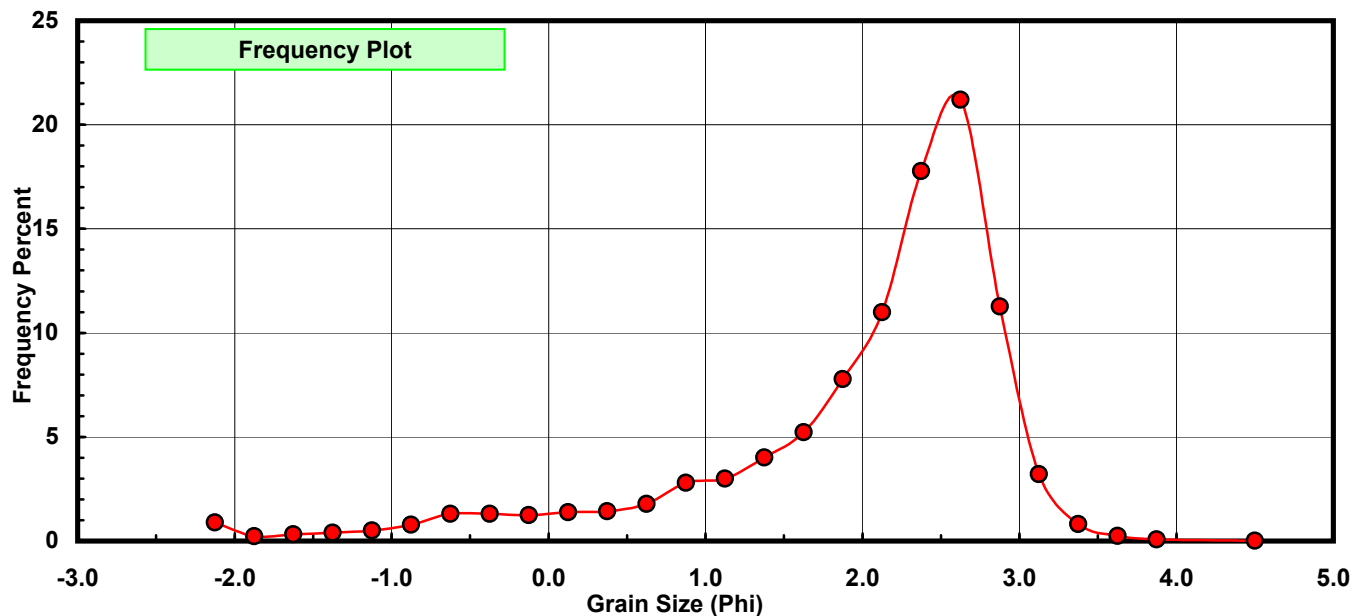
Sieve Size (phi)	Sieve Midpt (phi)	Weight (grams)	Freq Weight %	Cumulative Weight %
-2.00	-2.125	0.417	0.889	0.889
-1.75	-1.875	0.107	0.228	1.118
-1.50	-1.625	0.150	0.320	1.437
-1.25	-1.375	0.187	0.399	1.836
-1.00	-1.125	0.239	0.510	2.346
-0.75	-0.875	0.365	0.778	3.124
-0.50	-0.625	0.615	1.312	4.436
-0.25	-0.375	0.612	1.305	5.741
0.00	-0.125	0.582	1.241	6.983
0.25	0.125	0.646	1.378	8.360
0.50	0.375	0.667	1.423	9.783
0.75	0.625	0.838	1.787	11.570
1.00	0.875	1.314	2.802	14.373
1.25	1.125	1.408	3.003	17.375
1.50	1.375	1.885	4.020	21.396
1.75	1.625	2.449	5.223	26.619
2.00	1.875	3.648	7.780	34.399
2.25	2.125	5.152	10.988	45.387
2.50	2.375	8.337	17.781	63.168
2.75	2.625	9.940	21.199	84.367
3.00	2.875	5.284	11.269	95.636
3.25	3.125	1.505	3.210	98.846
3.50	3.375	0.381	0.813	99.659
3.75	3.625	0.114	0.243	99.902
4.00	3.875	0.036	0.077	99.979
5.00	4.500	0.010	0.021	100.000

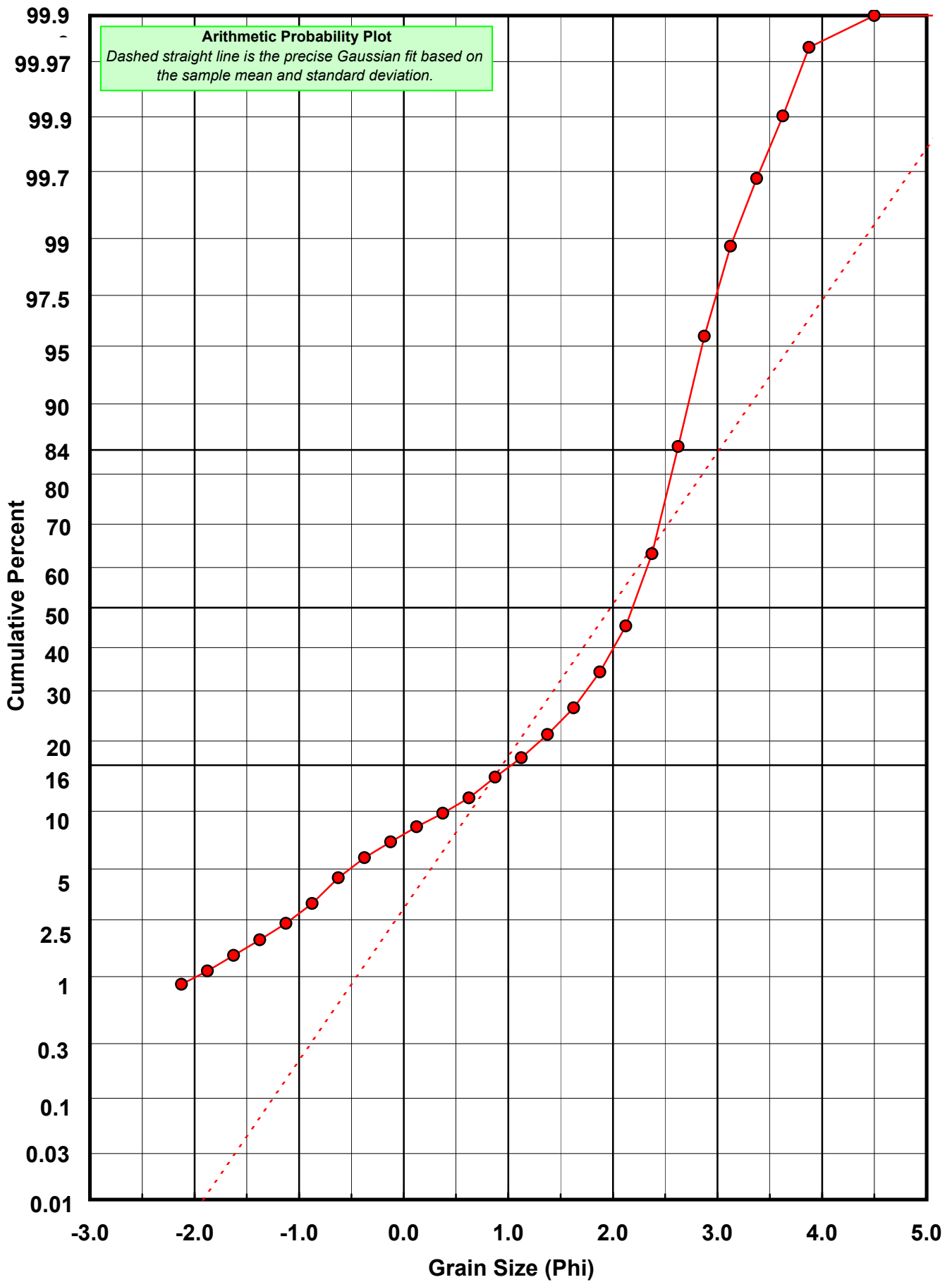
Statistical Results			
Mean:	1.9783	phi	(0.2538 mm)
Standard Dev:	1.0464	phi-units	(0.4842 mm)
Skewness:	-1.7063	dimensionless	
Kurtosis:	5.8978	dimensionless	
5th Moment:	-18.0884	dimensionless	
6th Moment:	62.3078	dimensionless	
RARD *	0.5289	dimensionless	
Median	2.1899	phi	(0.2192 mm)

* RARD = reciprocal absolute relative dispersion (see below)

Statistical Explanation
Calculations based on the Method of Moments
Skewness: 3rd Stand. Moment; Exact Gaussian = 0.0
Kurtosis: 4th Stand. Moment; Exact Gaussian = 3.0
For Further Explanation, See Calculation Sheets
Millimeter data calculated by $mm = 2^{(-phi)}$

Reciprocal Absolute Relative Dispersion (RARD) Scale	
< 0.5	Excellent homogeneity (e.g., beaches)
0.5 to 1.0	Good homogeneity
1.0 to 1.33	Fair homogeneity
> 1.33	Poor homogeneity (e.g., glacial)





Carbonate Grain Size Distribution

Onshore Grab Sample

Sample: NA-14-SS

Total Carbonate Mass: 5.747 grams

% Carbonate: 12.1 %

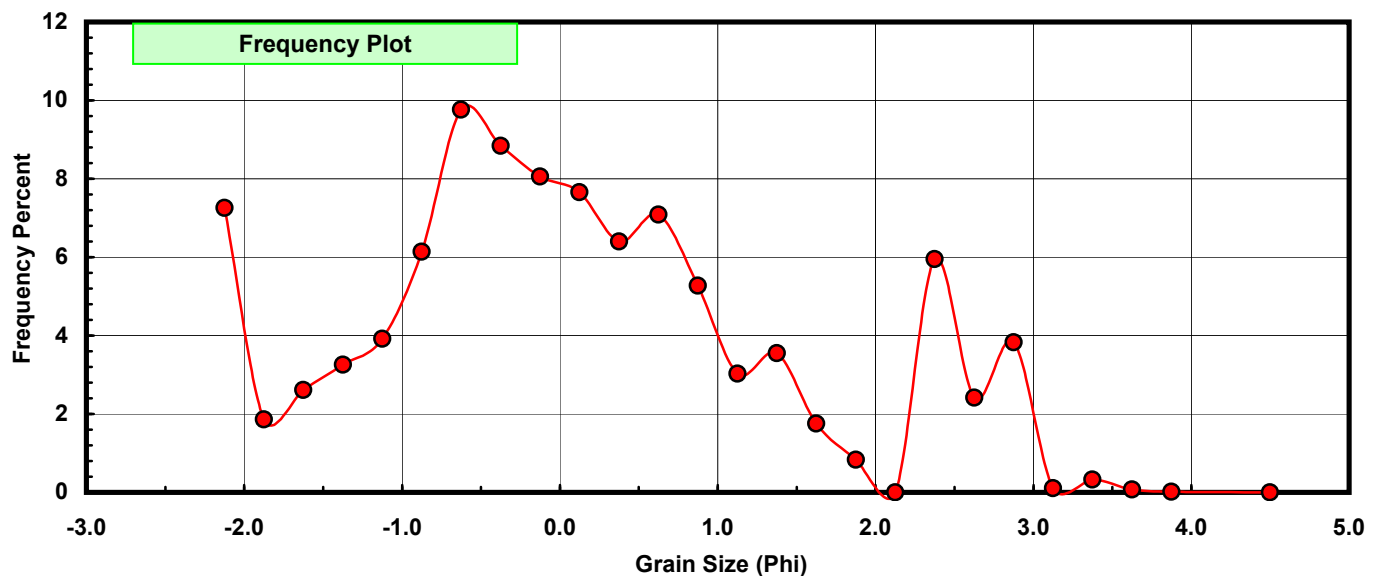
Sieve Size (phi)	Sieve Midpt (phi)	Weight (grams)	Freq Weight %	Cumulative Weight %
-2.00	-2.125	0.417	7.256	7.256
-1.75	-1.875	0.107	1.862	9.118
-1.50	-1.625	0.150	2.610	11.728
-1.25	-1.375	0.187	3.254	14.982
-1.00	-1.125	0.225	3.915	18.897
-0.75	-0.875	0.353	6.142	25.039
-0.50	-0.625	0.561	9.762	34.801
-0.25	-0.375	0.508	8.839	43.640
0.00	-0.125	0.463	8.056	51.697
0.25	0.125	0.440	7.656	59.353
0.50	0.375	0.368	6.403	65.756
0.75	0.625	0.407	7.082	72.838
1.00	0.875	0.303	5.272	78.110
1.25	1.125	0.174	3.028	81.138
1.50	1.375	0.204	3.550	84.688
1.75	1.625	0.101	1.757	86.445
2.00	1.875	0.048	0.835	87.280
2.25	2.125	0.000	0.000	87.280
2.50	2.375	0.342	5.951	93.231
2.75	2.625	0.139	2.419	95.650
3.00	2.875	0.220	3.828	99.478
3.25	3.125	0.006	0.104	99.582
3.50	3.375	0.019	0.331	99.913
3.75	3.625	0.004	0.070	99.983
4.00	3.875	0.001	0.017	100.000
5.00	4.500	0.000	0.000	100.000

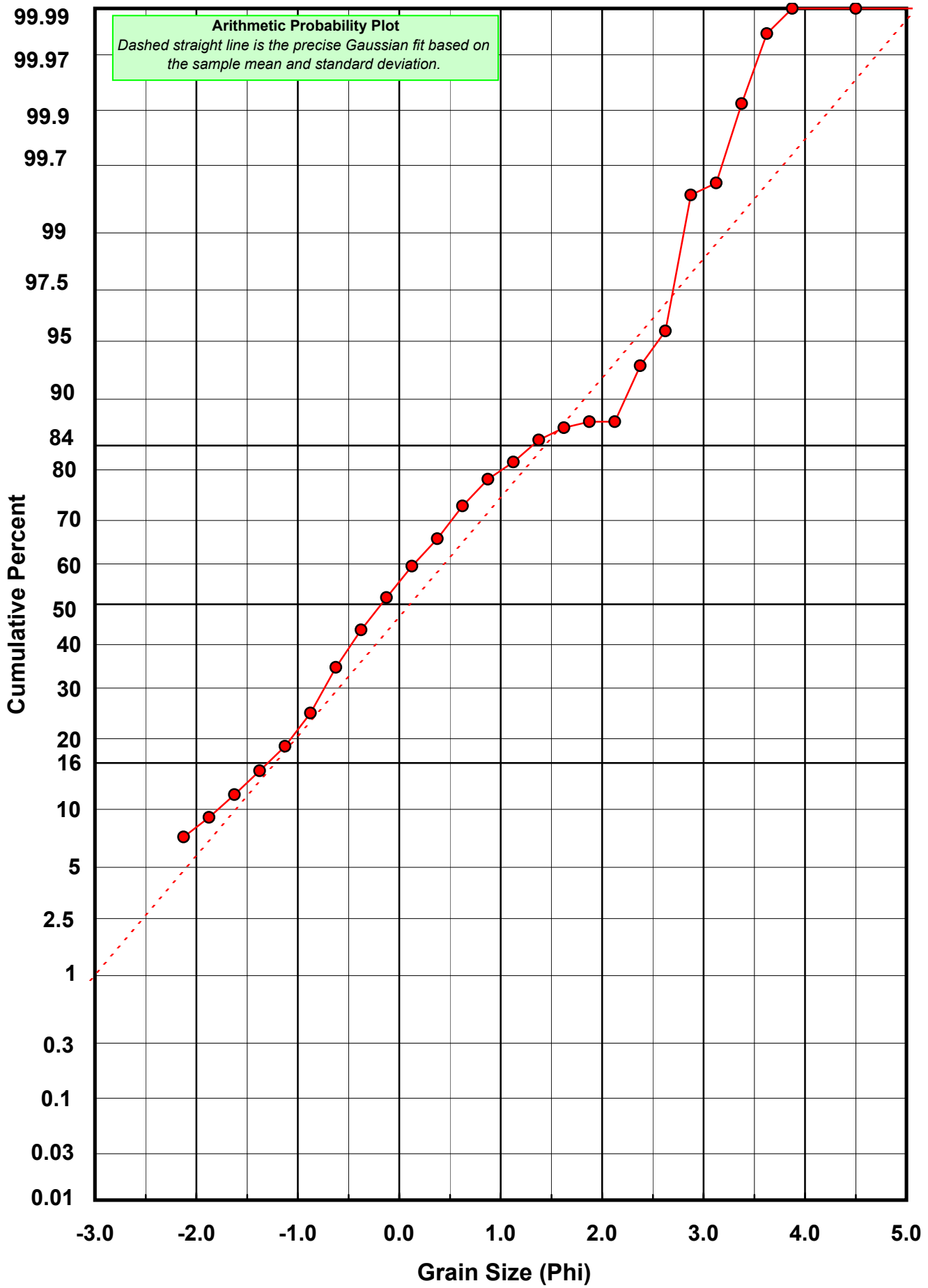
Statistical Results			
Mean:	0.1053	phi	(0.9296 mm)
Standard Dev:	1.3411	phi-units	(0.3947 mm)
Skewness:	0.3972	dimensionless	
Kurtosis:	2.5932	dimensionless	
5th Moment:	2.1540	dimensionless	
6th Moment:	8.6325	dimensionless	
RARD *	12.7371	dimensionless	
Median	-0.1776	phi	(1.131 mm)

* RARD = reciprocal absolute relative dispersion (see below)

Statistical Explanation	
Calculations based on the Method of Moments	
Skewness: 3rd Stand. Moment; Exact Gaussian = 0.0	
Kurtosis: 4th Stand. Moment; Exact Gaussian = 3.0	
For Further Explanation, See Calculation Sheets	
Millimeter data calculated by $mm = 2^{(-phi)}$	

Reciprocal Absolute Relative Dispersion (RARD) Scale	
< 0.5	Excellent homogeneity (e.g., beaches)
0.5 to 1.0	Good homogeneity
1.0 to 1.33	Fair homogeneity
> 1.33	Poor homogeneity (e.g., glacial)





Post-Digestion Grain Size Distribution

Onshore Grab Sample

Sample: NA-14-SS

Total Digested Mass: 41.184 grams

% Silica: 87.9 %

Sieve Size (phi)	Sieve Midpt (phi)	Weight (grams)	Freq Weight %	Cumulative Weight %
-2.00	-2.125	0.000	0.000	0.000
-1.75	-1.875	0.000	0.000	0.000
-1.50	-1.625	0.000	0.000	0.000
-1.25	-1.375	0.000	0.000	0.000
-1.00	-1.125	0.014	0.034	0.034
-0.75	-0.875	0.012	0.029	0.063
-0.50	-0.625	0.054	0.131	0.194
-0.25	-0.375	0.104	0.253	0.447
0.00	-0.125	0.119	0.289	0.736
0.25	0.125	0.206	0.500	1.236
0.50	0.375	0.299	0.726	1.962
0.75	0.625	0.431	1.047	3.008
1.00	0.875	1.011	2.455	5.463
1.25	1.125	1.234	2.996	8.460
1.50	1.375	1.681	4.082	12.541
1.75	1.625	2.348	5.701	18.243
2.00	1.875	3.600	8.741	26.984
2.25	2.125	5.205	12.638	39.622
2.50	2.375	7.995	19.413	59.035
2.75	2.625	9.801	23.798	82.833
3.00	2.875	5.064	12.296	95.129
3.25	3.125	1.499	3.640	98.769
3.50	3.375	0.362	0.879	99.648
3.75	3.625	0.110	0.267	99.915
4.00	3.875	0.035	0.085	100.000
5.00	4.500	0.000	0.000	100.000

Statistical Results			
Mean:	2.2392	phi	(0.2118 mm)
Standard Dev:	0.6481	phi-units	(0.6381 mm)
Skewness:	-1.2317	dimensionless	
Kurtosis:	5.0433	dimensionless	
5th Moment:	-14.4635	dimensionless	
6th Moment:	55.9618	dimensionless	
RARD *	0.2894	dimensionless	
Median	2.2586	phi	(0.209 mm)

* RARD = reciprocal absolute relative dispersion (see below)

Statistical Explanation	
Calculations based on the Method of Moments	
Skewness: 3rd Stand. Moment; Exact Gaussian = 0.0	
Kurtosis: 4th Stand. Moment; Exact Gaussian = 3.0	
For Further Explanation, See Calculation Sheets	
Millimeter data calculated by $mm = 2^{(-phi)}$	

Reciprocal Absolute Relative Dispersion (RARD) Scale	
< 0.5	Excellent homogeneity (e.g., beaches)
0.5 to 1.0	Good homogeneity
1.0 to 1.33	Fair homogeneity
> 1.33	Poor homogeneity (e.g., glacial)

