

Onshore Grab Sample

Sample: NA-13-MB
Sample Taken By: J. Ladner
Sample Collected On: 12/4/02
Splits? N/A

County: Nassau
Latitude: 30° 32' 12.3"
Longitude: 81° 26' 19.8"
Datum: WGS 84
Surf. Elev: N/A
Datum: N/A

Fine Data Summary

Total Sample Weight	56.733 grams
Total Fines in Sample	0.473 grams
Total Percent Fines	0.83 %

Dry Sieving Summary

Total Sample Weight	56.341 grams
Total Digested Weight	38.552 grams
Total Carbonate Weight	17.789 grams
Total Silica %	68.43 %
Total Carbonate %	31.57 %
Carbonate/Silica Ratio	0.461

General Comments:

Large Scallop Shell Fragment Present

Description

Worked By: C. Fischler
Reviewed and Edited By: M. Ladle

Pre-Digestion Grain Size Distribution

Onshore Grab Sample

Sample: NA-13-MB

Total Sample Mass: 56.341 grams

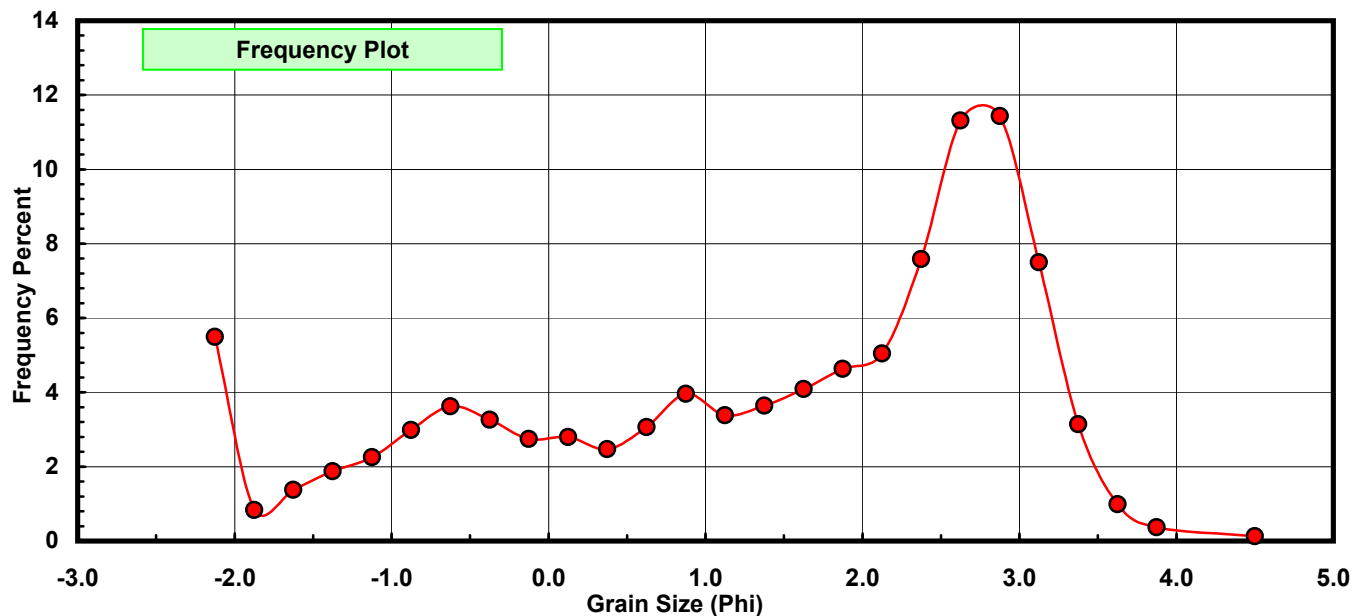
Sieve Size (phi)	Sieve Midpt (phi)	Weight (grams)	Freq Weight %	Cumulative Weight %
-2.00	-2.125	3.095	5.493	5.493
-1.75	-1.875	0.469	0.832	6.326
-1.50	-1.625	0.774	1.374	7.700
-1.25	-1.375	1.058	1.878	9.577
-1.00	-1.125	1.271	2.256	11.833
-0.75	-0.875	1.683	2.987	14.820
-0.50	-0.625	2.042	3.624	18.445
-0.25	-0.375	1.839	3.264	21.709
0.00	-0.125	1.547	2.746	24.455
0.25	0.125	1.576	2.797	27.252
0.50	0.375	1.390	2.467	29.719
0.75	0.625	1.728	3.067	32.786
1.00	0.875	2.231	3.960	36.746
1.25	1.125	1.908	3.387	40.132
1.50	1.375	2.051	3.640	43.773
1.75	1.625	2.304	4.089	47.862
2.00	1.875	2.609	4.631	52.493
2.25	2.125	2.842	5.044	57.537
2.50	2.375	4.272	7.582	65.120
2.75	2.625	6.372	11.310	76.429
3.00	2.875	6.442	11.434	87.863
3.25	3.125	4.225	7.499	95.362
3.50	3.375	1.773	3.147	98.509
3.75	3.625	0.560	0.994	99.503
4.00	3.875	0.209	0.371	99.874
5.00	4.500	0.071	0.126	100.000

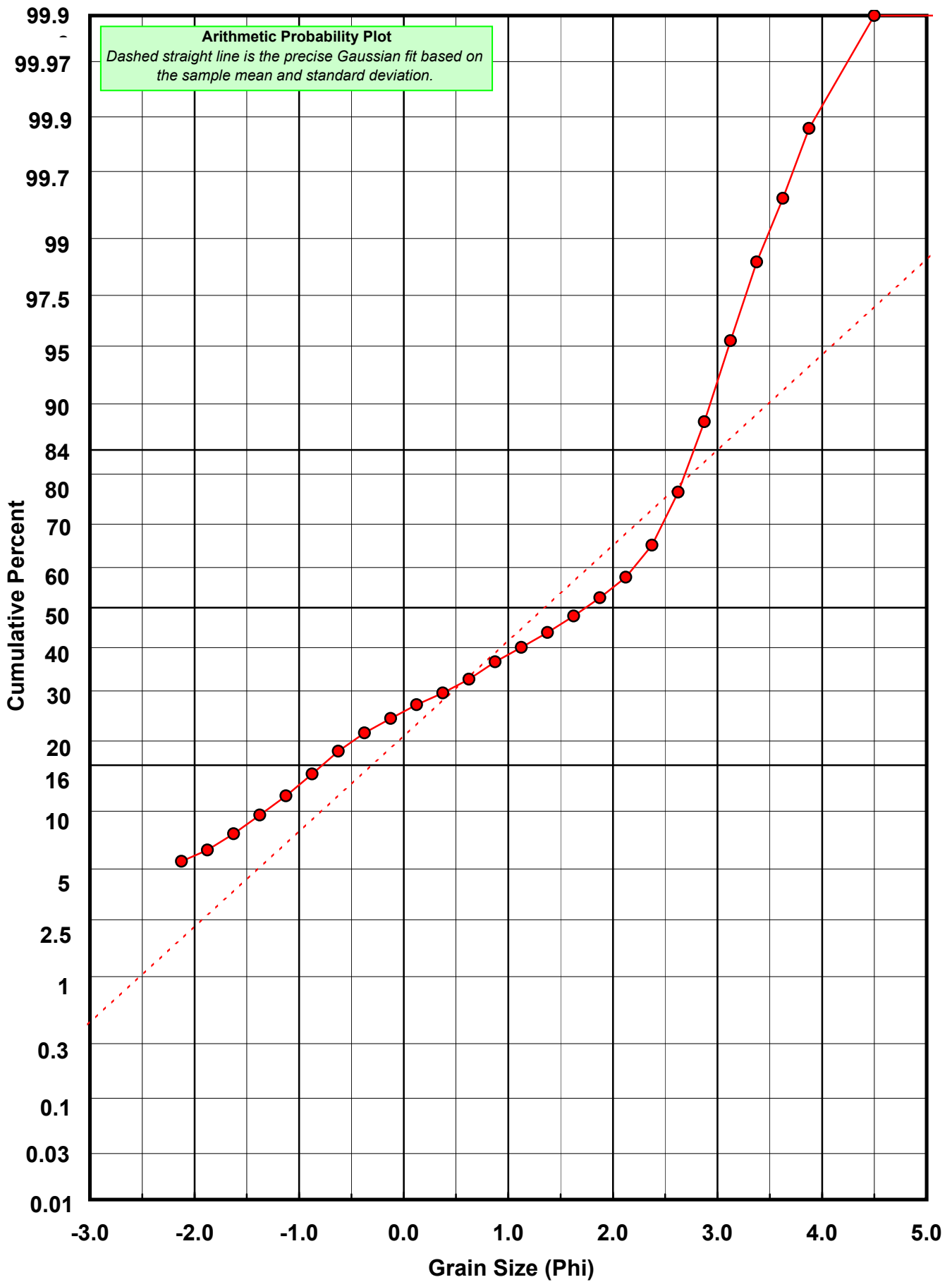
Statistical Results			
Mean:	1.3472	phi	(0.3931 mm)
Standard Dev:	1.6628	phi-units	(0.3158 mm)
Skewness:	-0.6532	dimensionless	
Kurtosis:	2.1933	dimensionless	
5th Moment:	-2.9584	dimensionless	
6th Moment:	6.9837	dimensionless	
RARD *	1.2343	dimensionless	
Median	1.7404	phi	(0.2993 mm)

* RARD = reciprocal absolute relative dispersion (see below)

Statistical Explanation
Calculations based on the Method of Moments
Skewness: 3rd Stand. Moment; Exact Gaussian = 0.0
Kurtosis: 4th Stand. Moment; Exact Gaussian = 3.0
For Further Explanation, See Calculation Sheets
Millimeter data calculated by $mm = 2^{(-phi)}$

Reciprocal Absolute Relative Dispersion (RARD) Scale	
< 0.5	Excellent homogeneity (e.g., beaches)
0.5 to 1.0	Good homogeneity
1.0 to 1.33	Fair homogeneity
> 1.33	Poor homogeneity (e.g., glacial)





Carbonate Grain Size Distribution

Onshore Grab Sample

Sample: NA-13-MB

Total Carbonate Mass: 17.897 grams

% Carbonate: 31.6 %

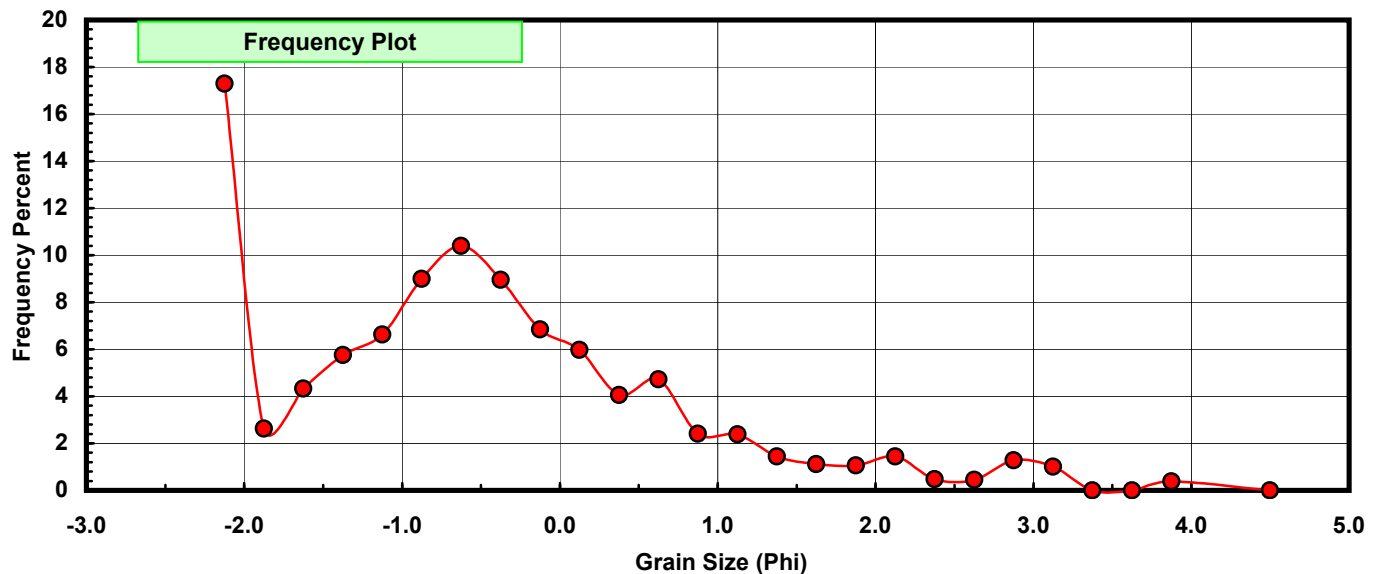
Sieve Size (phi)	Sieve Midpt (phi)	Weight (grams)	Freq Weight %	Cumulative Weight %
-2.00	-2.125	3.095	17.293	17.293
-1.75	-1.875	0.469	2.621	19.914
-1.50	-1.625	0.774	4.325	24.239
-1.25	-1.375	1.030	5.755	29.994
-1.00	-1.125	1.187	6.632	36.626
-0.75	-0.875	1.609	8.990	45.617
-0.50	-0.625	1.860	10.393	56.009
-0.25	-0.375	1.602	8.951	64.961
0.00	-0.125	1.226	6.850	71.811
0.25	0.125	1.069	5.973	77.784
0.50	0.375	0.726	4.057	81.841
0.75	0.625	0.844	4.716	86.556
1.00	0.875	0.431	2.408	88.965
1.25	1.125	0.427	2.386	91.351
1.50	1.375	0.257	1.436	92.787
1.75	1.625	0.199	1.112	93.898
2.00	1.875	0.190	1.062	94.960
2.25	2.125	0.257	1.436	96.396
2.50	2.375	0.086	0.481	96.877
2.75	2.625	0.080	0.447	97.324
3.00	2.875	0.230	1.285	98.609
3.25	3.125	0.180	1.006	99.614
3.50	3.375	0.000	0.000	99.614
3.75	3.625	0.000	0.000	99.614
4.00	3.875	0.069	0.386	100.000
5.00	4.500	0.000	0.000	100.000

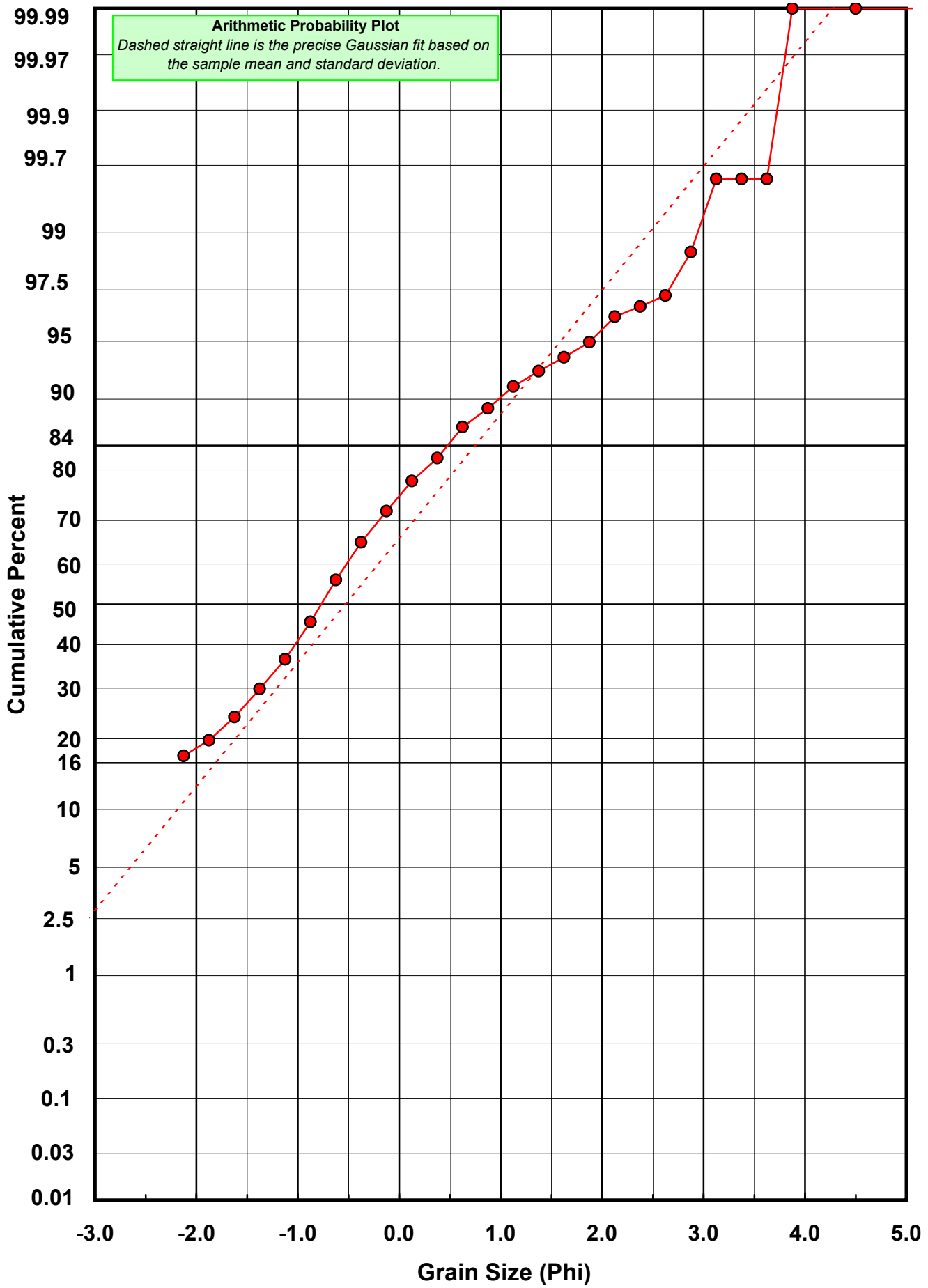
Statistical Results			
Mean:	-0.5316	phi	(1.4456 mm)
Standard Dev:	1.2908	phi-units	(0.4087 mm)
Skewness:	0.8104	dimensionless	
Kurtosis:	3.4226	dimensionless	
5th Moment:	6.9422	dimensionless	
6th Moment:	21.1824	dimensionless	
RARD *	2.4280	dimensionless	
Median	-0.7696	phi	(1.7047 mm)

* RARD = reciprocal absolute relative dispersion (see below)

Statistical Explanation	
Calculations based on the Method of Moments	
Skewness: 3rd Stand. Moment; Exact Gaussian = 0.0	
Kurtosis: 4th Stand. Moment; Exact Gaussian = 3.0	
For Further Explanation, See Calculation Sheets	
Millimeter data calculated by $mm = 2^{(-phi)}$	

Reciprocal Absolute Relative Dispersion (RARD) Scale	
< 0.5	Excellent homogeneity (e.g., beaches)
0.5 to 1.0	Good homogeneity
1.0 to 1.33	Fair homogeneity
> 1.33	Poor homogeneity (e.g., glacial)





Post-Digestion Grain Size Distribution

Onshore Grab Sample

Sample: NA-13-MB

Total Digested Mass: 38.496 grams

% Silica: 68.4 %

Sieve Size (phi)	Sieve Midpt (phi)	Weight (grams)	Freq Weight %	Cumulative Weight %
-2.00	-2.125	0.000	0.000	0.000
-1.75	-1.875	0.000	0.000	0.000
-1.50	-1.625	0.000	0.000	0.000
-1.25	-1.375	0.028	0.073	0.073
-1.00	-1.125	0.084	0.218	0.291
-0.75	-0.875	0.074	0.192	0.483
-0.50	-0.625	0.182	0.473	0.956
-0.25	-0.375	0.237	0.616	1.572
0.00	-0.125	0.321	0.834	2.405
0.25	0.125	0.507	1.317	3.722
0.50	0.375	0.664	1.725	5.447
0.75	0.625	0.884	2.296	7.744
1.00	0.875	1.800	4.676	12.419
1.25	1.125	1.481	3.847	16.267
1.50	1.375	1.794	4.660	20.927
1.75	1.625	2.105	5.468	26.395
2.00	1.875	2.419	6.284	32.679
2.25	2.125	2.585	6.715	39.394
2.50	2.375	4.186	10.874	50.268
2.75	2.625	6.292	16.345	66.612
3.00	2.875	6.212	16.137	82.749
3.25	3.125	4.045	10.508	93.256
3.50	3.375	1.837	4.772	98.028
3.75	3.625	0.619	1.608	99.636
4.00	3.875	0.140	0.364	100.000
5.00	4.500	0.000	0.000	100.000

Statistical Results			
Mean:	2.2217	phi	(0.2144 mm)
Standard Dev:	0.9255	phi-units	(0.5265 mm)
Skewness:	-0.9853	dimensionless	
Kurtosis:	3.5531	dimensionless	
5th Moment:	-7.9039	dimensionless	
6th Moment:	24.6085	dimensionless	
RARD *	0.4166	dimensionless	
Median	2.3688	phi	(0.1936 mm)

* RARD = reciprocal absolute relative dispersion (see below)

Statistical Explanation	
Calculations based on the Method of Moments	
Skewness: 3rd Stand. Moment; Exact Gaussian = 0.0	
Kurtosis: 4th Stand. Moment; Exact Gaussian = 3.0	
For Further Explanation, See Calculation Sheets	
Millimeter data calculated by $mm = 2^{(-phi)}$	

Reciprocal Absolute Relative Dispersion (RARD) Scale	
< 0.5	Excellent homogeneity (e.g., beaches)
0.5 to 1.0	Good homogeneity
1.0 to 1.33	Fair homogeneity
> 1.33	Poor homogeneity (e.g., glacial)

