

Onshore Grab Sample

Sample: NA-11-SS
Sample Taken By: J. Ladner
Sample Collected On: 12/4/02
Splits? N/A

County: Nassau
Latitude: 30° 33' 57.4"
Longitude: 81° 26' 33.7"
Datum: WGS 84
Surf. Elev: N/A
Datum: N/A

Fine Data Summary

Total Sample Weight	46.158 grams
Total Fines in Sample	0.190 grams
Total Percent Fines	0.41 %

Dry Sieving Summary

Total Sample Weight	45.956 grams
Total Digested Weight	43.074 grams
Total Carbonate Weight	2.882 grams
Total Silica %	93.73 %
Total Carbonate %	6.27 %
Carbonate/Silica Ratio	0.067

General Comments:

None

Description

Worked By: C. Fischler
Reviewed and Edited By: M. Ladle

Pre-Digestion Grain Size Distribution

Onshore Grab Sample

Sample: NA-11-SS

Total Sample Mass: 45.956 grams

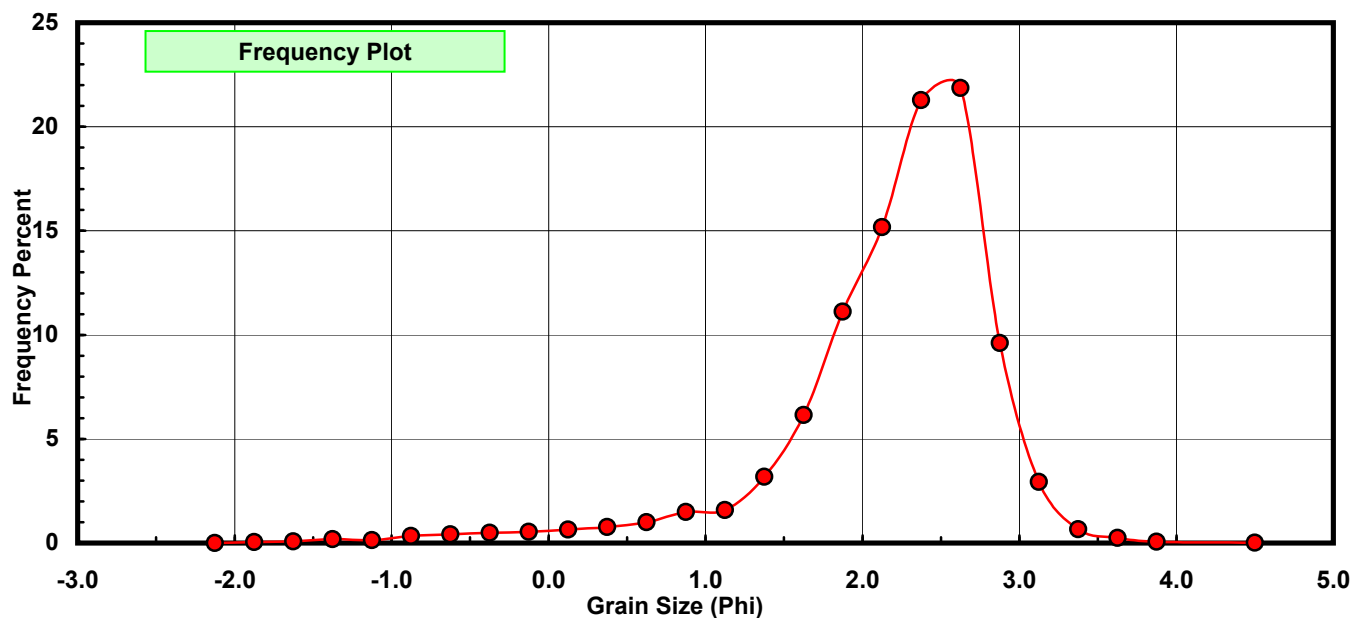
Sieve Size (phi)	Sieve Midpt (phi)	Weight (grams)	Freq Weight %	Cumulative Weight %
-2.00	-2.125	0.000	0.000	0.000
-1.75	-1.875	0.024	0.052	0.052
-1.50	-1.625	0.034	0.074	0.126
-1.25	-1.375	0.088	0.191	0.318
-1.00	-1.125	0.067	0.146	0.463
-0.75	-0.875	0.152	0.331	0.794
-0.50	-0.625	0.190	0.413	1.208
-0.25	-0.375	0.225	0.490	1.697
0.00	-0.125	0.249	0.542	2.239
0.25	0.125	0.298	0.648	2.888
0.50	0.375	0.351	0.764	3.651
0.75	0.625	0.456	0.992	4.644
1.00	0.875	0.682	1.484	6.128
1.25	1.125	0.726	1.580	7.707
1.50	1.375	1.466	3.190	10.897
1.75	1.625	2.824	6.145	17.042
2.00	1.875	5.110	11.119	28.162
2.25	2.125	6.971	15.169	43.331
2.50	2.375	9.779	21.279	64.610
2.75	2.625	10.045	21.858	86.467
3.00	2.875	4.416	9.609	96.077
3.25	3.125	1.350	2.938	99.014
3.50	3.375	0.307	0.668	99.682
3.75	3.625	0.110	0.239	99.922
4.00	3.875	0.027	0.059	99.980
5.00	4.500	0.009	0.020	100.000

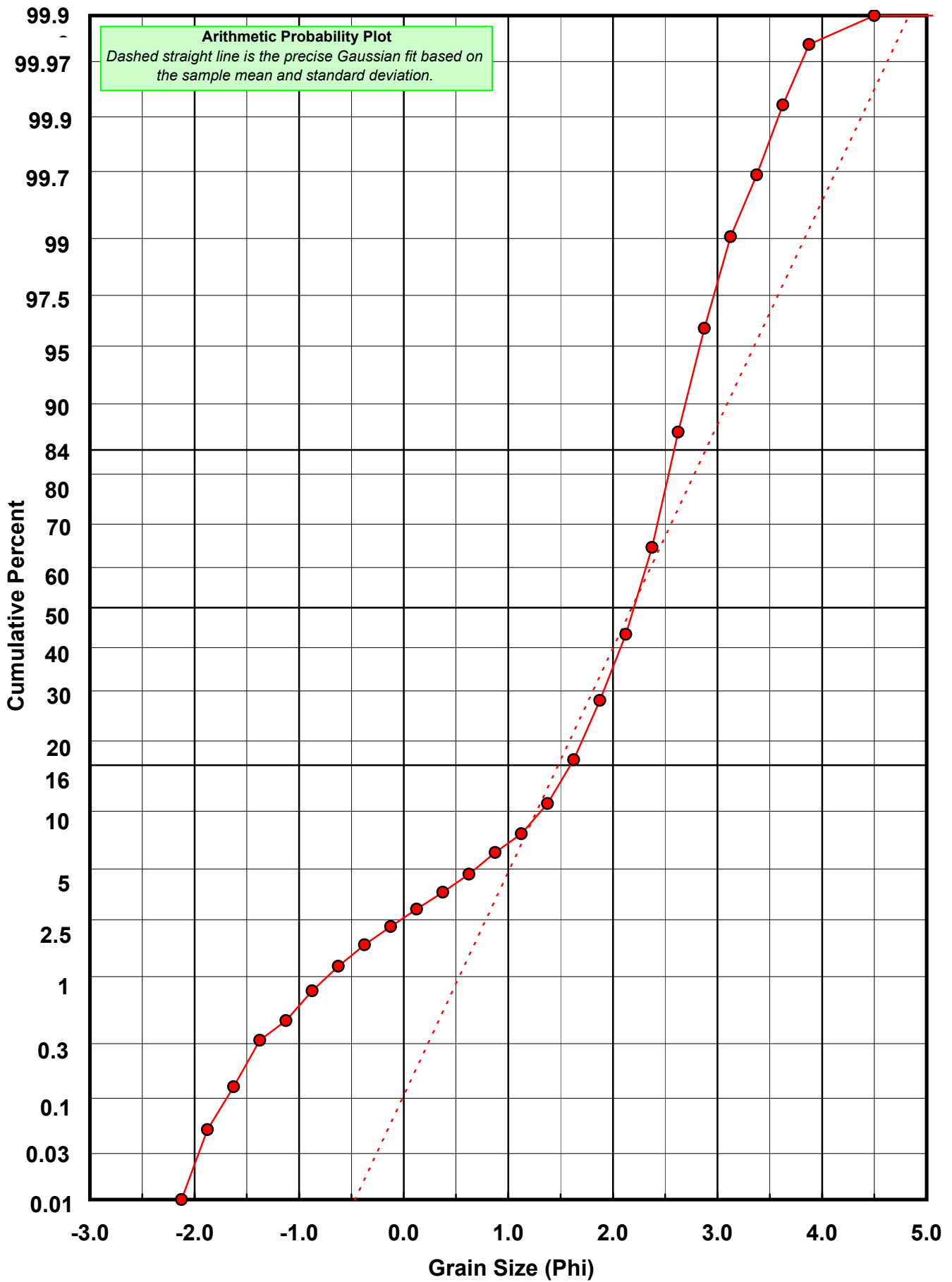
Statistical Results			
Mean:	2.1823	phi	(0.2203 mm)
Standard Dev:	0.7109	phi-units	(0.6109 mm)
Skewness:	-1.9057	dimensionless	
Kurtosis:	8.4639	dimensionless	
5th Moment:	-32.6758	dimensionless	
6th Moment:	145.7772	dimensionless	
RARD *	0.3258	dimensionless	
Median	2.2034	phi	(0.2171 mm)

* RARD = reciprocal absolute relative dispersion (see below)

Statistical Explanation
Calculations based on the Method of Moments
Skewness: 3rd Stand. Moment; Exact Gaussian = 0.0
Kurtosis: 4th Stand. Moment; Exact Gaussian = 3.0
For Further Explanation, See Calculation Sheets
Millimeter data calculated by $mm = 2^{(-\phi)}$

Reciprocal Absolute Relative Dispersion (RARD) Scale	
< 0.5	Excellent homogeneity (e.g., beaches)
0.5 to 1.0	Good homogeneity
1.0 to 1.33	Fair homogeneity
> 1.33	Poor homogeneity (e.g., glacial)





Carbonate Grain Size Distribution

Onshore Grab Sample

Sample: NA-11-SS

Total Carbonate Mass: 3.492 grams

% Carbonate: 6.3 %

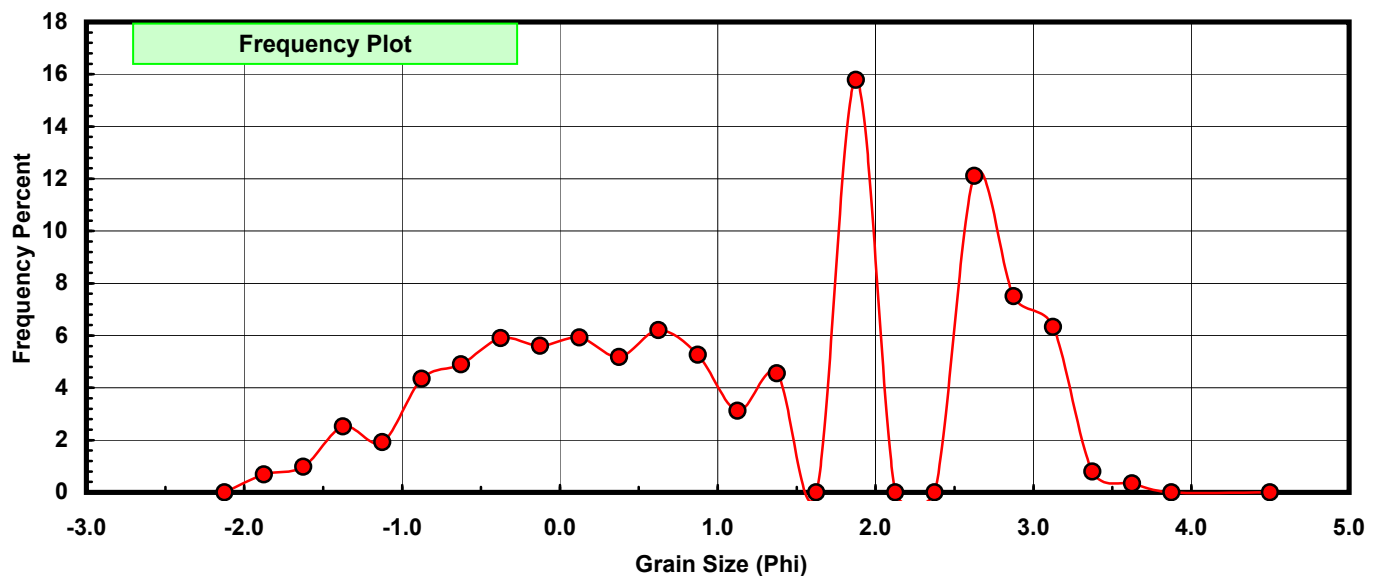
Sieve Size (phi)	Sieve Midpt (phi)	Weight (grams)	Freq Weight %	Cumulative Weight %
-2.00	-2.125	0.000	0.000	0.000
-1.75	-1.875	0.024	0.687	0.687
-1.50	-1.625	0.034	0.974	1.661
-1.25	-1.375	0.088	2.520	4.181
-1.00	-1.125	0.067	1.919	6.100
-0.75	-0.875	0.152	4.353	10.452
-0.50	-0.625	0.171	4.897	15.349
-0.25	-0.375	0.206	5.899	21.249
0.00	-0.125	0.196	5.613	26.861
0.25	0.125	0.207	5.928	32.789
0.50	0.375	0.181	5.183	37.973
0.75	0.625	0.217	6.214	44.187
1.00	0.875	0.184	5.269	49.456
1.25	1.125	0.109	3.121	52.577
1.50	1.375	0.159	4.553	57.131
1.75	1.625	0.000	0.000	57.131
2.00	1.875	0.551	15.779	72.910
2.25	2.125	0.000	0.000	72.910
2.50	2.375	0.000	0.000	72.910
2.75	2.625	0.423	12.113	85.023
3.00	2.875	0.262	7.503	92.526
3.25	3.125	0.221	6.329	98.855
3.50	3.375	0.028	0.802	99.656
3.75	3.625	0.012	0.344	100.000
4.00	3.875	0.000	0.000	100.000
5.00	4.500	0.000	0.000	100.000

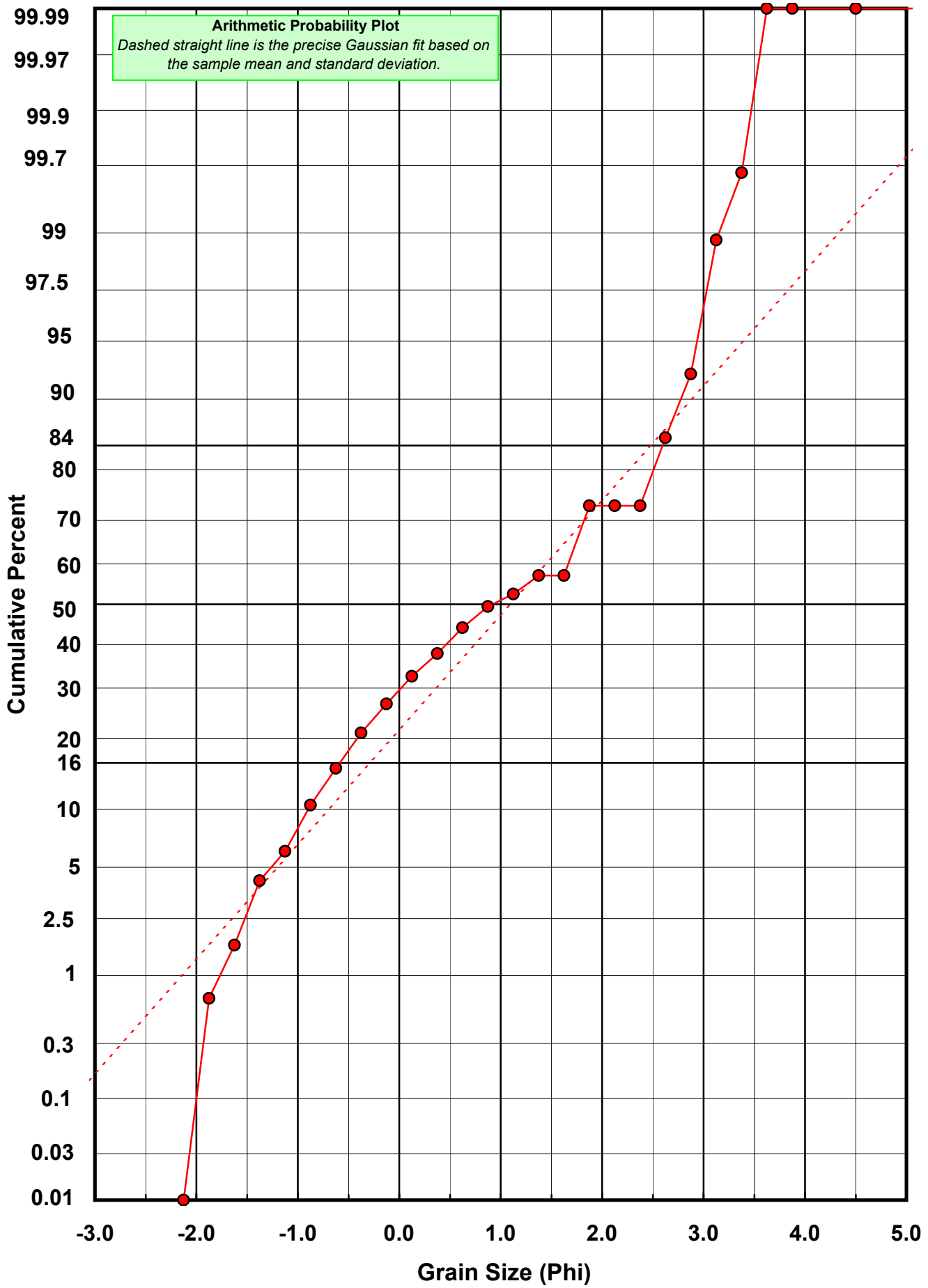
Statistical Results			
Mean:	1.0936	phi	(0.4686 mm)
Standard Dev:	1.3964	phi-units	(0.3799 mm)
Skewness:	-0.1087	dimensionless	
Kurtosis:	1.8227	dimensionless	
5th Moment:	-0.6692	dimensionless	
6th Moment:	4.2789	dimensionless	
RARD *	1.2770	dimensionless	
Median	0.9186	phi	(0.529 mm)

* RARD = reciprocal absolute relative dispersion (see below)

Statistical Explanation	
Calculations based on the Method of Moments	
Skewness: 3rd Stand. Moment; Exact Gaussian = 0.0	
Kurtosis: 4th Stand. Moment; Exact Gaussian = 3.0	
For Further Explanation, See Calculation Sheets	
Millimeter data calculated by $mm = 2^{(-phi)}$	

Reciprocal Absolute Relative Dispersion (RARD) Scale	
< 0.5	Excellent homogeneity (e.g., beaches)
0.5 to 1.0	Good homogeneity
1.0 to 1.33	Fair homogeneity
> 1.33	Poor homogeneity (e.g., glacial)





Post-Digestion Grain Size Distribution

Onshore Grab Sample

Sample: NA-11-SS

Total Digested Mass: 43.066 grams

% Silica: 93.7 %

Sieve Size (phi)	Sieve Midpt (phi)	Weight (grams)	Freq Weight %	Cumulative Weight %
-2.00	-2.125	0.000	0.000	0.000
-1.75	-1.875	0.000	0.000	0.000
-1.50	-1.625	0.000	0.000	0.000
-1.25	-1.375	0.000	0.000	0.000
-1.00	-1.125	0.000	0.000	0.000
-0.75	-0.875	0.000	0.000	0.000
-0.50	-0.625	0.019	0.044	0.044
-0.25	-0.375	0.019	0.044	0.088
0.00	-0.125	0.053	0.123	0.211
0.25	0.125	0.091	0.211	0.423
0.50	0.375	0.170	0.395	0.817
0.75	0.625	0.239	0.555	1.372
1.00	0.875	0.498	1.156	2.529
1.25	1.125	0.617	1.433	3.961
1.50	1.375	1.307	3.035	6.996
1.75	1.625	2.860	6.641	13.637
2.00	1.875	4.559	10.586	24.223
2.25	2.125	7.198	16.714	40.937
2.50	2.375	10.127	23.515	64.452
2.75	2.625	9.622	22.342	86.795
3.00	2.875	4.154	9.646	96.440
3.25	3.125	1.129	2.622	99.062
3.50	3.375	0.279	0.648	99.710
3.75	3.625	0.098	0.228	99.937
4.00	3.875	0.027	0.063	100.000
5.00	4.500	0.000	0.000	100.000

Statistical Results			
Mean:	2.2709	phi	(0.2072 mm)
Standard Dev:	0.5208	phi-units	(0.697 mm)
Skewness:	-1.0394	dimensionless	
Kurtosis:	5.3424	dimensionless	
5th Moment:	-15.2618	dimensionless	
6th Moment:	68.4965	dimensionless	
RARD *	0.2293	dimensionless	
Median	2.2214	phi	(0.2144 mm)

* RARD = reciprocal absolute relative dispersion (see below)

Statistical Explanation	
Calculations based on the Method of Moments	
Skewness: 3rd Stand. Moment; Exact Gaussian = 0.0	
Kurtosis: 4th Stand. Moment; Exact Gaussian = 3.0	
For Further Explanation, See Calculation Sheets	
Millimeter data calculated by $mm = 2^{(-phi)}$	

Reciprocal Absolute Relative Dispersion (RARD) Scale	
< 0.5	Excellent homogeneity (e.g., beaches)
0.5 to 1.0	Good homogeneity
1.0 to 1.33	Fair homogeneity
> 1.33	Poor homogeneity (e.g., glacial)

