

Onshore Grab Sample

Sample: NA-11-BB
Sample Taken By: J. Ladner
Sample Collected On: 12/4/02
Splits? N/A

County: Nassau
Latitude: 30° 33' 57.4"
Longitude: 81° 26' 36.2"
Datum: WGS 84
Surf. Elev: N/A
Datum: N/A

Fine Data Summary

Total Sample Weight 51.271 grams
Total Fines in Sample 0.058 grams
Total Percent Fines 0.11 %

Dry Sieving Summary

Total Sample Weight 50.981 grams
Total Digested Weight 48.860 grams
Total Carbonate Weight 2.121 grams
Total Silica % 95.84 %
Total Carbonate % 4.16 %
Carbonate/Silica Ratio 0.043

General Comments:

None

Description

Worked By: C. Fischler
Reviewed and Edited By: M. Ladle

Pre-Digestion Grain Size Distribution

Onshore Grab Sample

Sample: NA-11-BB

Total Sample Mass: 50.981 grams

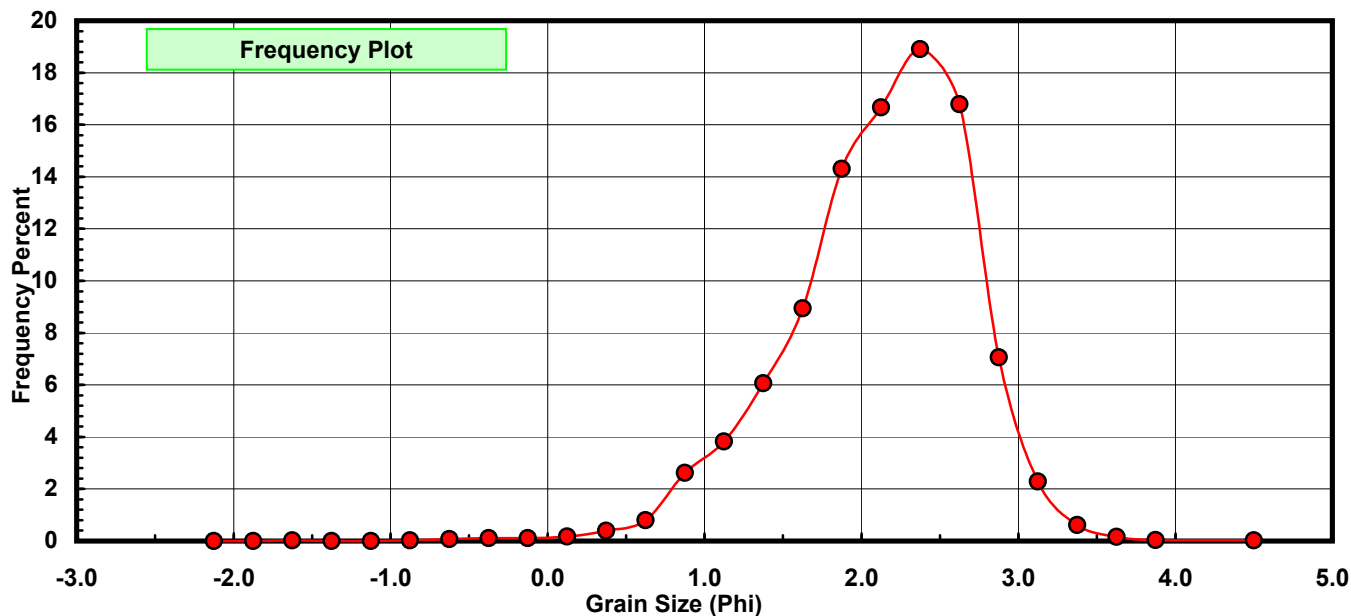
Sieve Size (phi)	Sieve Midpt (phi)	Weight (grams)	Freq Weight %	Cumulative Weight %
-2.00	-2.125	0.000	0.000	0.000
-1.75	-1.875	0.000	0.000	0.000
-1.50	-1.625	0.014	0.027	0.027
-1.25	-1.375	0.000	0.000	0.027
-1.00	-1.125	0.000	0.000	0.027
-0.75	-0.875	0.014	0.027	0.055
-0.50	-0.625	0.037	0.073	0.127
-0.25	-0.375	0.057	0.112	0.239
0.00	-0.125	0.055	0.108	0.347
0.25	0.125	0.089	0.175	0.522
0.50	0.375	0.200	0.392	0.914
0.75	0.625	0.407	0.798	1.712
1.00	0.875	1.338	2.625	4.337
1.25	1.125	1.952	3.829	8.166
1.50	1.375	3.089	6.059	14.225
1.75	1.625	4.559	8.943	23.167
2.00	1.875	7.292	14.303	37.471
2.25	2.125	8.495	16.663	54.134
2.50	2.375	9.639	18.907	73.041
2.75	2.625	8.560	16.791	89.832
3.00	2.875	3.598	7.058	96.889
3.25	3.125	1.164	2.283	99.172
3.50	3.375	0.313	0.614	99.786
3.75	3.625	0.083	0.163	99.949
4.00	3.875	0.016	0.031	99.980
5.00	4.500	0.010	0.020	100.000

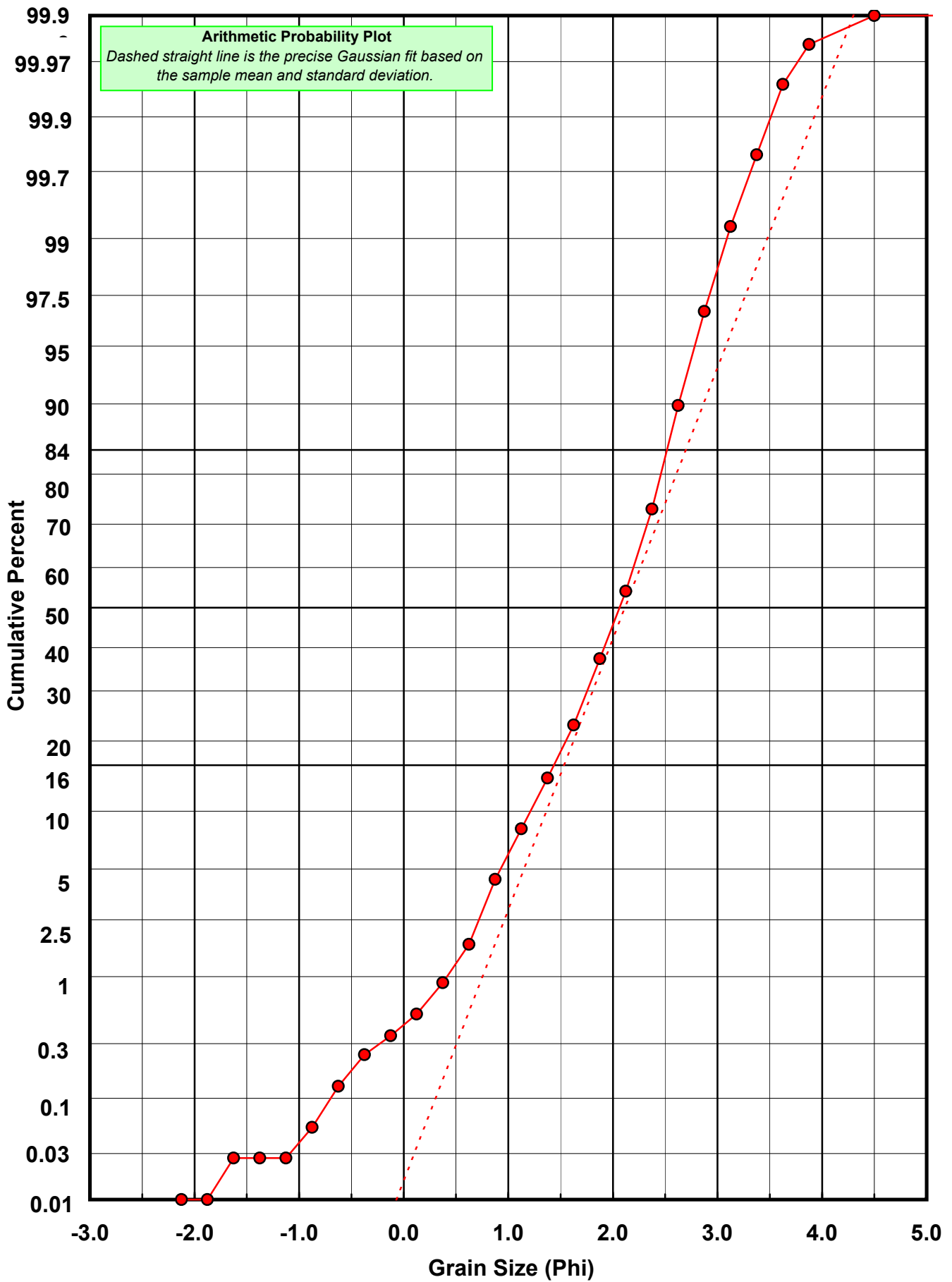
Statistical Results			
Mean:	2.1147	phi	(0.2309 mm)
Standard Dev:	0.5867	phi-units	(0.6659 mm)
Skewness:	-0.7498	dimensionless	
Kurtosis:	4.3451	dimensionless	
5th Moment:	-11.0100	dimensionless	
6th Moment:	55.8737	dimensionless	
RARD *	0.2774	dimensionless	
Median	2.0630	phi	(0.2393 mm)

* RARD = reciprocal absolute relative dispersion (see below)

Statistical Explanation
Calculations based on the Method of Moments
Skewness: 3rd Stand. Moment; Exact Gaussian = 0.0
Kurtosis: 4th Stand. Moment; Exact Gaussian = 3.0
For Further Explanation, See Calculation Sheets
Millimeter data calculated by $mm = 2^{(-phi)}$

Reciprocal Absolute Relative Dispersion (RARD) Scale	
< 0.5	Excellent homogeneity (e.g., beaches)
0.5 to 1.0	Good homogeneity
1.0 to 1.33	Fair homogeneity
> 1.33	Poor homogeneity (e.g., glacial)





Carbonate Grain Size Distribution

Onshore Grab Sample

Sample: NA-11-BB

Total Carbonate Mass: 2.369 grams

% Carbonate: 4.2 %

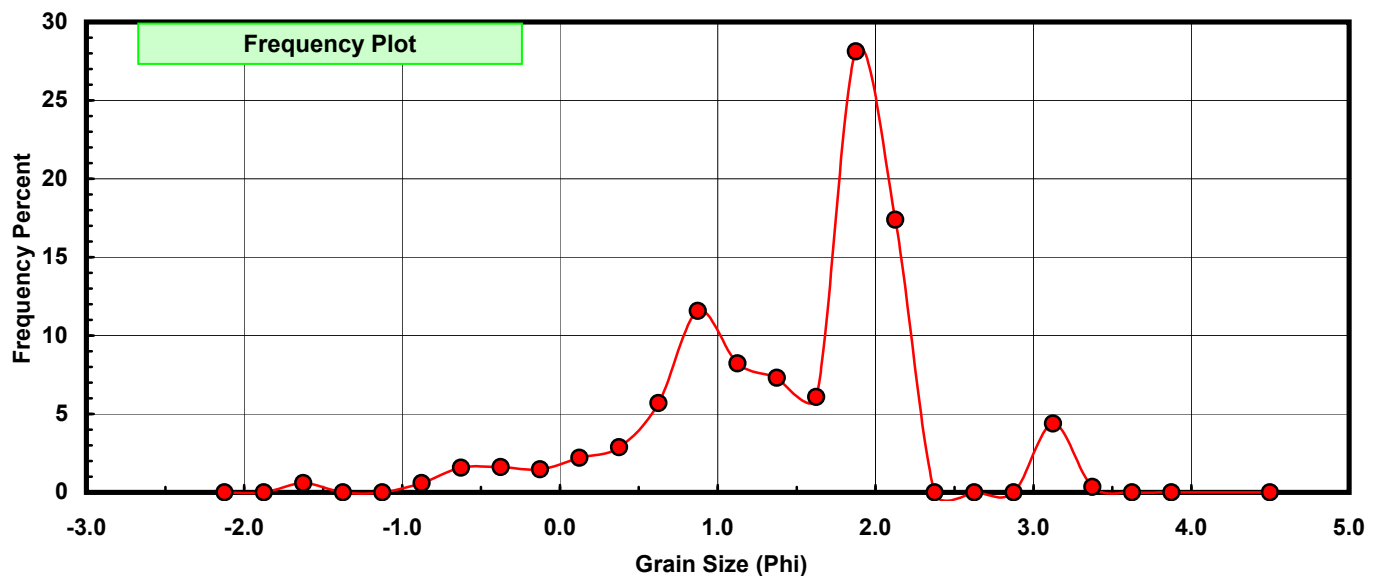
Sieve Size (phi)	Sieve Midpt (phi)	Weight (grams)	Freq Weight %	Cumulative Weight %
-2.00	-2.125	0.000	0.000	0.000
-1.75	-1.875	0.000	0.000	0.000
-1.50	-1.625	0.014	0.591	0.591
-1.25	-1.375	0.000	0.000	0.591
-1.00	-1.125	0.000	0.000	0.591
-0.75	-0.875	0.014	0.591	1.182
-0.50	-0.625	0.037	1.562	2.744
-0.25	-0.375	0.038	1.604	4.348
0.00	-0.125	0.035	1.477	5.825
0.25	0.125	0.052	2.195	8.020
0.50	0.375	0.068	2.870	10.891
0.75	0.625	0.135	5.699	16.589
1.00	0.875	0.274	11.566	28.155
1.25	1.125	0.195	8.231	36.387
1.50	1.375	0.173	7.303	43.689
1.75	1.625	0.144	6.079	49.768
2.00	1.875	0.666	28.113	77.881
2.25	2.125	0.412	17.391	95.272
2.50	2.375	0.000	0.000	95.272
2.75	2.625	0.000	0.000	95.272
3.00	2.875	0.000	0.000	95.272
3.25	3.125	0.104	4.390	99.662
3.50	3.375	0.008	0.338	100.000
3.75	3.625	0.000	0.000	100.000
4.00	3.875	0.000	0.000	100.000
5.00	4.500	0.000	0.000	100.000

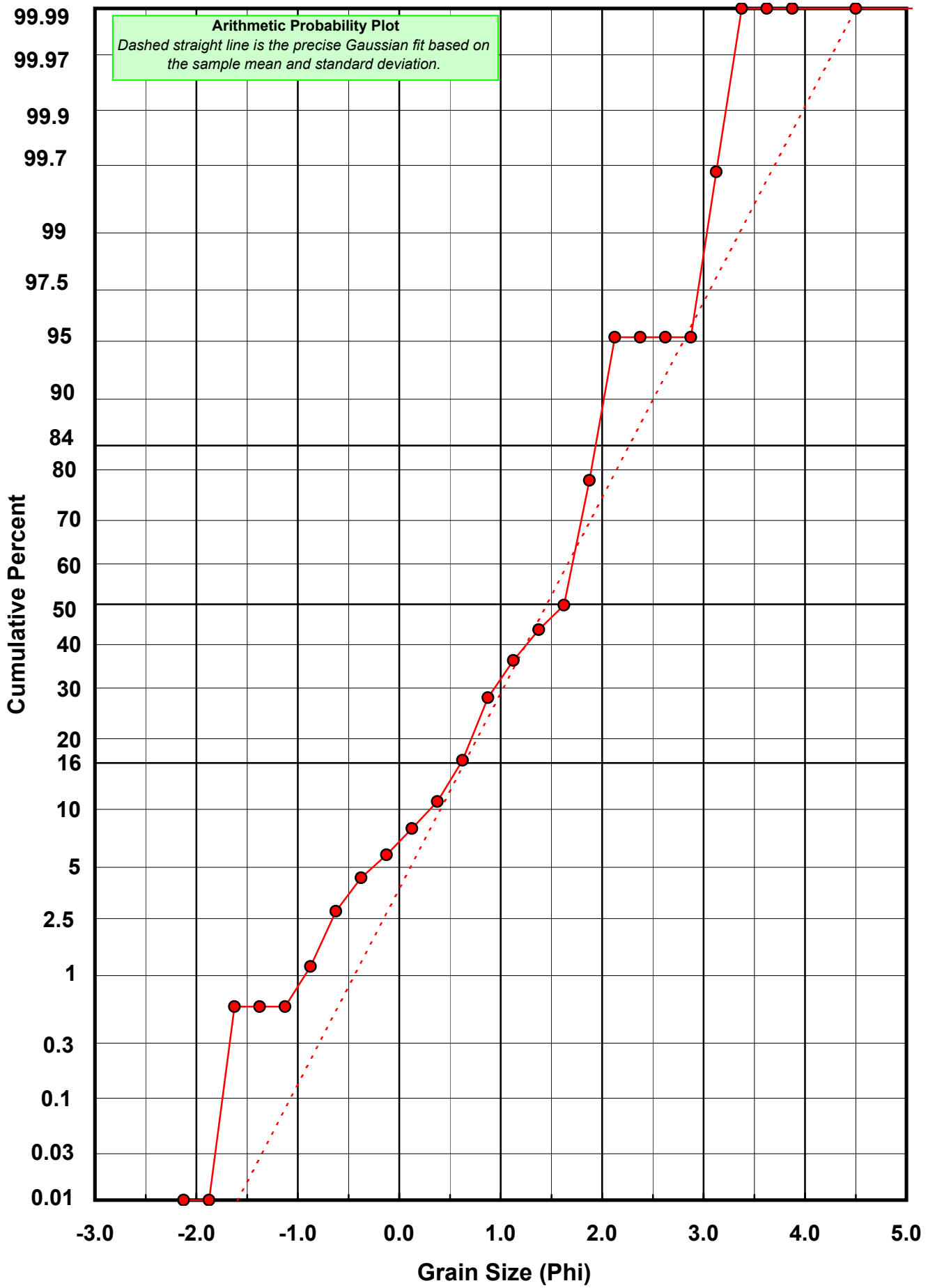
Statistical Results			
Mean:	1.4550	phi	(0.3648 mm)
Standard Dev:	0.8189	phi-units	(0.5669 mm)
Skewness:	-0.7079	dimensionless	
Kurtosis:	4.1155	dimensionless	
5th Moment:	-7.0755	dimensionless	
6th Moment:	31.2357	dimensionless	
RARD *	0.5628	dimensionless	
Median	1.6271	phi	(0.3237 mm)

* RARD = reciprocal absolute relative dispersion (see below)

Statistical Explanation	
Calculations based on the Method of Moments	
Skewness: 3rd Stand. Moment; Exact Gaussian = 0.0	
Kurtosis: 4th Stand. Moment; Exact Gaussian = 3.0	
For Further Explanation, See Calculation Sheets	
Millimeter data calculated by $mm = 2^{(-phi)}$	

Reciprocal Absolute Relative Dispersion (RARD) Scale	
< 0.5	Excellent homogeneity (e.g., beaches)
0.5 to 1.0	Good homogeneity
1.0 to 1.33	Fair homogeneity
> 1.33	Poor homogeneity (e.g., glacial)





Post-Digestion Grain Size Distribution

Onshore Grab Sample

Sample: NA-11-BB

Total Digested Mass: 48.852 grams

% Silica: 95.8 %

Sieve Size (phi)	Sieve Midpt (phi)	Weight (grams)	Freq Weight %	Cumulative Weight %
-2.00	-2.125	0.000	0.000	0.000
-1.75	-1.875	0.000	0.000	0.000
-1.50	-1.625	0.000	0.000	0.000
-1.25	-1.375	0.000	0.000	0.000
-1.00	-1.125	0.000	0.000	0.000
-0.75	-0.875	0.000	0.000	0.000
-0.50	-0.625	0.000	0.000	0.000
-0.25	-0.375	0.019	0.039	0.039
0.00	-0.125	0.020	0.041	0.080
0.25	0.125	0.037	0.076	0.156
0.50	0.375	0.132	0.270	0.426
0.75	0.625	0.272	0.557	0.983
1.00	0.875	1.064	2.178	3.161
1.25	1.125	1.757	3.597	6.757
1.50	1.375	2.916	5.969	12.726
1.75	1.625	4.415	9.038	21.764
2.00	1.875	6.626	13.563	35.327
2.25	2.125	8.083	16.546	51.873
2.50	2.375	9.779	20.018	71.891
2.75	2.625	8.568	17.539	89.429
3.00	2.875	3.682	7.537	96.966
3.25	3.125	1.060	2.170	99.136
3.50	3.375	0.305	0.624	99.761
3.75	3.625	0.099	0.203	99.963
4.00	3.875	0.018	0.037	100.000
5.00	4.500	0.000	0.000	100.000

Statistical Results			
Mean:	2.1489	phi	(0.2255 mm)
Standard Dev:	0.5518	phi-units	(0.6821 mm)
Skewness:	-0.5408	dimensionless	
Kurtosis:	3.2944	dimensionless	
5th Moment:	-4.8186	dimensionless	
6th Moment:	21.5500	dimensionless	
RARD *	0.2568	dimensionless	
Median	2.0967	phi	(0.2338 mm)

* RARD = reciprocal absolute relative dispersion (see below)

Statistical Explanation	
Calculations based on the Method of Moments	
Skewness: 3rd Stand. Moment; Exact Gaussian = 0.0	
Kurtosis: 4th Stand. Moment; Exact Gaussian = 3.0	
For Further Explanation, See Calculation Sheets	
Millimeter data calculated by $mm = 2^{(-phi)}$	

Reciprocal Absolute Relative Dispersion (RARD) Scale	
< 0.5	Excellent homogeneity (e.g., beaches)
0.5 to 1.0	Good homogeneity
1.0 to 1.33	Fair homogeneity
> 1.33	Poor homogeneity (e.g., glacial)

