

## **Onshore Grab Sample**

**Sample:** NA-11-B  
**Sample Taken By:** J. Ladner  
**Sample Collected On:** 12/4/02  
**Splits?** N/A

**County:** Nassau  
**Latitude:** 30° 33' 57.4"  
**Longitude:** 81° 26' 34.7"  
**Datum:** WGS 84  
**Surf. Elev:** N/A  
**Datum:** N/A

### **Fine Data Summary**

Total Sample Weight	49.155 grams
Total Fines in Sample	0.066 grams
Total Percent Fines	0.13 %

### **Dry Sieving Summary**

Total Sample Weight	48.424 grams
Total Digested Weight	43.243 grams
Total Carbonate Weight	5.181 grams
Total Silica %	89.30 %
Total Carbonate %	10.70 %
Carbonate/Silica Ratio	0.120

### **General Comments:**

Pre-Digestion: -1.50 phi is Organics Only; Post-Digestion: -1.00 phi is Organics Only

### **Description**

Worked By: C. Fischler  
Reviewed and Edited By: M. Ladle

# Pre-Digestion Grain Size Distribution

Onshore Grab Sample

Sample: NA-11-B

Total Sample Mass: 48.424 grams

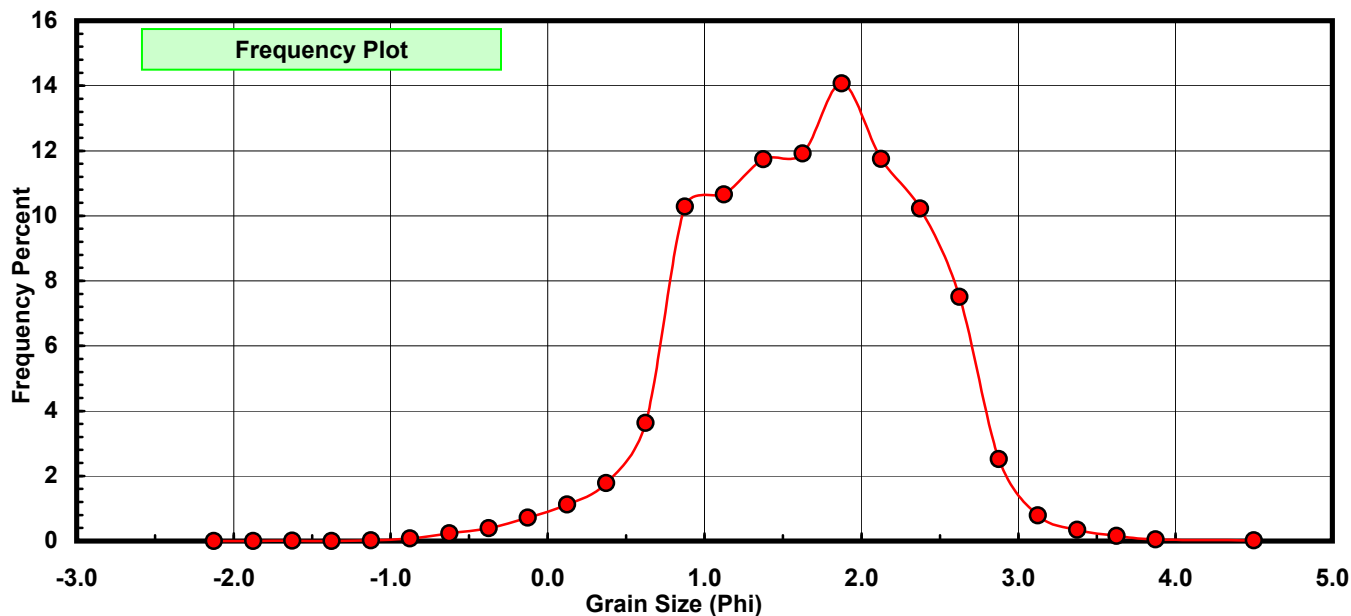
Sieve Size (phi)	Sieve Midpt (phi)	Weight (grams)	Freq Weight %	Cumulative Weight %
-2.00	-2.125	0.000	0.000	0.000
-1.75	-1.875	0.000	0.000	0.000
-1.50	-1.625	0.004	0.008	0.008
-1.25	-1.375	0.000	0.000	0.008
-1.00	-1.125	0.008	0.017	0.025
-0.75	-0.875	0.038	0.078	0.103
-0.50	-0.625	0.113	0.233	0.337
-0.25	-0.375	0.192	0.396	0.733
0.00	-0.125	0.347	0.717	1.450
0.25	0.125	0.541	1.117	2.567
0.50	0.375	0.864	1.784	4.351
0.75	0.625	1.760	3.635	7.986
1.00	0.875	4.978	10.280	18.266
1.25	1.125	5.162	10.660	28.926
1.50	1.375	5.684	11.738	40.664
1.75	1.625	5.769	11.914	52.577
2.00	1.875	6.814	14.072	66.649
2.25	2.125	5.687	11.744	78.393
2.50	2.375	4.951	10.224	88.617
2.75	2.625	3.637	7.511	96.128
3.00	2.875	1.218	2.515	98.643
3.25	3.125	0.382	0.789	99.432
3.50	3.375	0.165	0.341	99.773
3.75	3.625	0.075	0.155	99.928
4.00	3.875	0.025	0.052	99.979
5.00	4.500	0.010	0.021	100.000

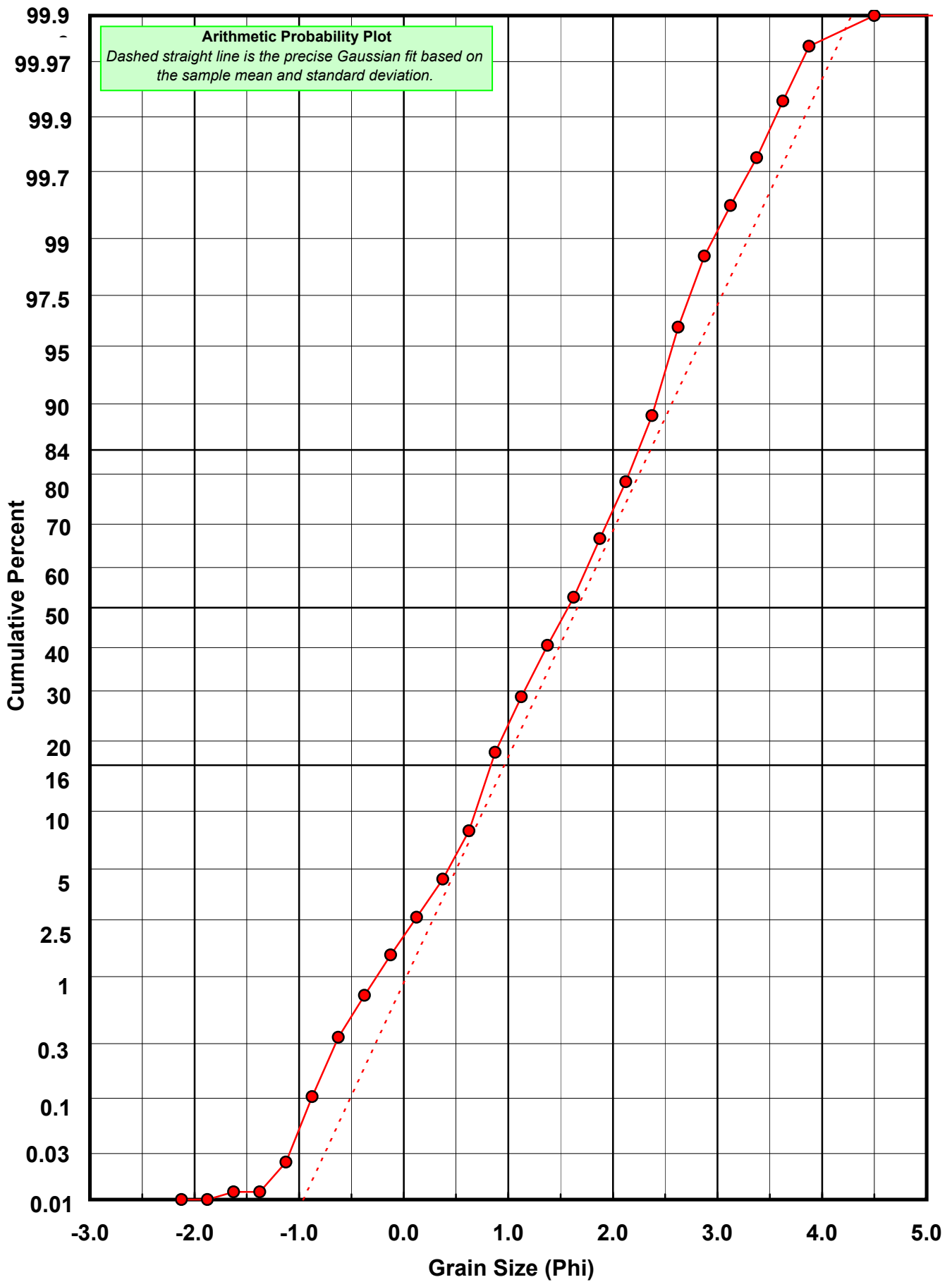
Statistical Results			
Mean:	1.6612	phi	(0.3162 mm)
Standard Dev:	0.7039	phi-units	(0.6139 mm)
Skewness:	-0.2434	dimensionless	
Kurtosis:	3.0145	dimensionless	
5th Moment:	-2.5395	dimensionless	
6th Moment:	17.7518	dimensionless	
RARD *	0.4237	dimensionless	
Median	1.5709	phi	(0.3366 mm)

\* RARD = reciprocal absolute relative dispersion (see below)

Statistical Explanation	
Calculations based on the Method of Moments	
Skewness: 3rd Stand. Moment; Exact Gaussian = 0.0	
Kurtosis: 4th Stand. Moment; Exact Gaussian = 3.0	
For Further Explanation, See Calculation Sheets	
Millimeter data calculated by $mm = 2^{(-phi)}$	

Reciprocal Absolute Relative Dispersion (RARD) Scale	
< 0.5	Excellent homogeneity (e.g., beaches)
0.5 to 1.0	Good homogeneity
1.0 to 1.33	Fair homogeneity
> 1.33	Poor homogeneity (e.g., glacial)





# Carbonate Grain Size Distribution

Onshore Grab Sample

Sample: NA-11-B

Total Carbonate Mass: 5.183 grams

% Carbonate: 10.7 %

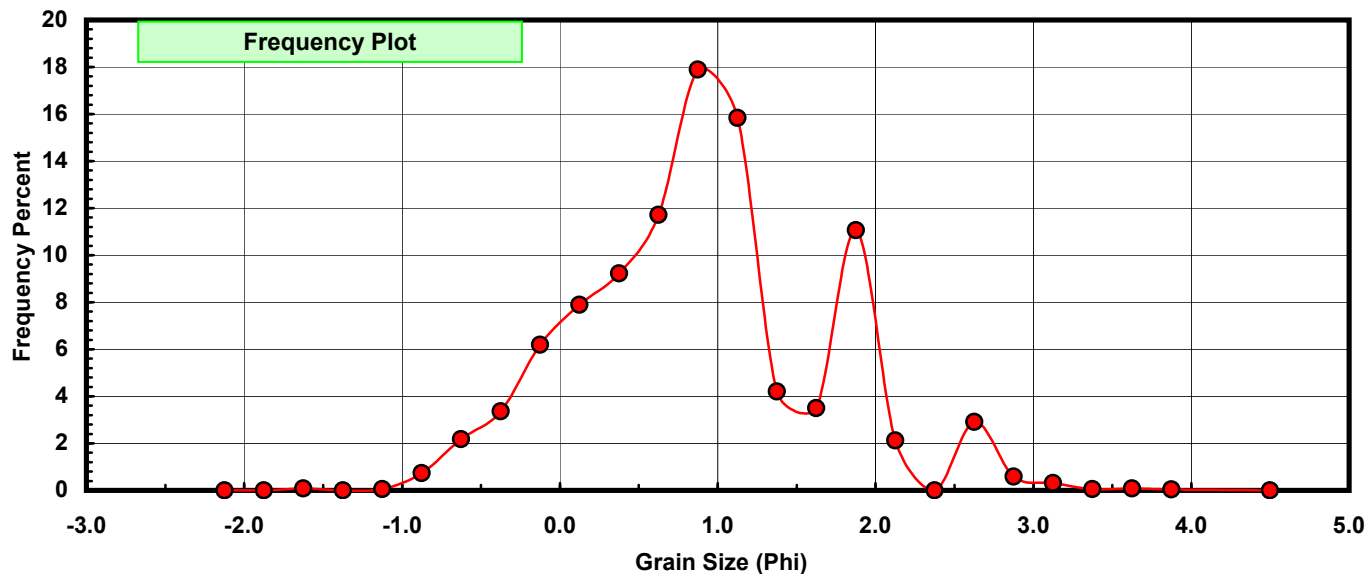
Sieve Size (phi)	Sieve Midpt (phi)	Weight (grams)	Freq Weight %	Cumulative Weight %
-2.00	-2.125	0.000	0.000	0.000
-1.75	-1.875	0.000	0.000	0.000
-1.50	-1.625	0.004	0.077	0.077
-1.25	-1.375	0.000	0.000	0.077
-1.00	-1.125	0.003	0.058	0.135
-0.75	-0.875	0.038	0.733	0.868
-0.50	-0.625	0.113	2.180	3.048
-0.25	-0.375	0.174	3.357	6.406
0.00	-0.125	0.321	6.193	12.599
0.25	0.125	0.409	7.891	20.490
0.50	0.375	0.478	9.222	29.713
0.75	0.625	0.607	11.711	41.424
1.00	0.875	0.927	17.885	59.309
1.25	1.125	0.821	15.840	75.150
1.50	1.375	0.218	4.206	79.356
1.75	1.625	0.181	3.492	82.848
2.00	1.875	0.573	11.055	93.903
2.25	2.125	0.110	2.122	96.025
2.50	2.375	0.000	0.000	96.025
2.75	2.625	0.151	2.913	98.939
3.00	2.875	0.030	0.579	99.518
3.25	3.125	0.016	0.309	99.826
3.50	3.375	0.003	0.058	99.884
3.75	3.625	0.004	0.077	99.961
4.00	3.875	0.002	0.039	100.000
5.00	4.500	0.000	0.000	100.000

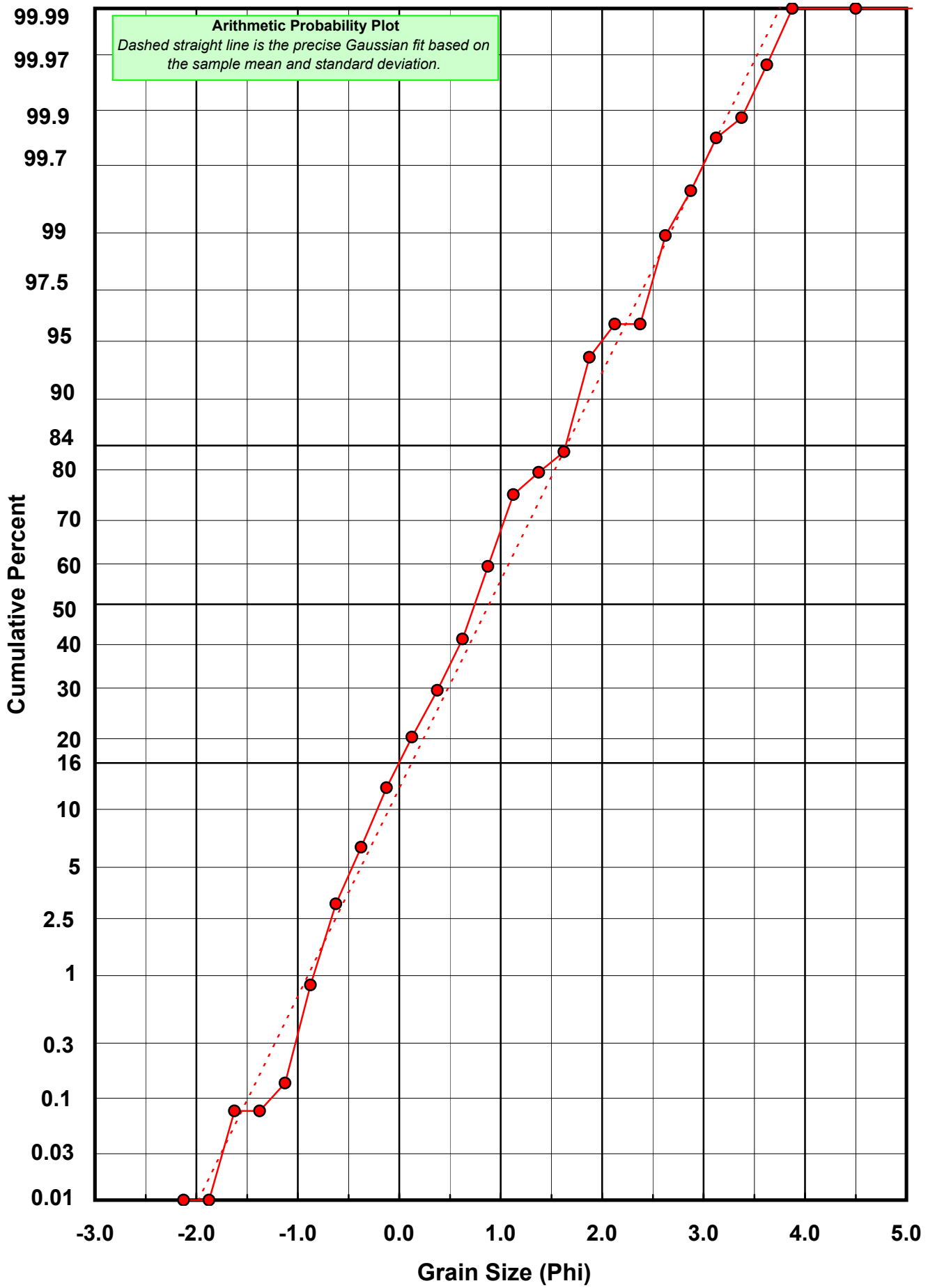
Statistical Results			
Mean:	0.8860	phi	(0.5411 mm)
Standard Dev:	0.7697	phi-units	(0.5866 mm)
Skewness:	0.2725	dimensionless	
Kurtosis:	3.1556	dimensionless	
5th Moment:	2.4842	dimensionless	
6th Moment:	16.3849	dimensionless	
RARD *	0.8686	dimensionless	
Median	0.7449	phi	(0.5967 mm)

\* RARD = reciprocal absolute relative dispersion (see below)

Statistical Explanation	
Calculations based on the Method of Moments	
Skewness: 3rd Stand. Moment; Exact Gaussian = 0.0	
Kurtosis: 4th Stand. Moment; Exact Gaussian = 3.0	
For Further Explanation, See Calculation Sheets	
Millimeter data calculated by $mm = 2^{(-phi)}$	

Reciprocal Absolute Relative Dispersion (RARD) Scale	
< 0.5	Excellent homogeneity (e.g., beaches)
0.5 to 1.0	Good homogeneity
1.0 to 1.33	Fair homogeneity
> 1.33	Poor homogeneity (e.g., glacial)





# Post-Digestion Grain Size Distribution

Onshore Grab Sample

Sample: NA-11-B

Total Digested Mass: 43.236 grams

% Silica: 89.3 %

Sieve Size (phi)	Sieve Midpt (phi)	Weight (grams)	Freq Weight %	Cumulative Weight %
-2.00	-2.125	0.000	0.000	0.000
-1.75	-1.875	0.000	0.000	0.000
-1.50	-1.625	0.000	0.000	0.000
-1.25	-1.375	0.000	0.000	0.000
-1.00	-1.125	0.005	0.012	0.012
-0.75	-0.875	0.000	0.000	0.012
-0.50	-0.625	0.000	0.000	0.012
-0.25	-0.375	0.018	0.042	0.053
0.00	-0.125	0.026	0.060	0.113
0.25	0.125	0.132	0.305	0.419
0.50	0.375	0.386	0.893	1.311
0.75	0.625	1.153	2.667	3.978
1.00	0.875	4.051	9.370	13.348
1.25	1.125	4.341	10.040	23.388
1.50	1.375	5.466	12.642	36.030
1.75	1.625	5.588	12.924	48.955
2.00	1.875	6.241	14.435	63.389
2.25	2.125	5.577	12.899	76.288
2.50	2.375	4.956	11.463	87.751
2.75	2.625	3.486	8.063	95.814
3.00	2.875	1.188	2.748	98.561
3.25	3.125	0.366	0.847	99.408
3.50	3.375	0.162	0.375	99.783
3.75	3.625	0.071	0.164	99.947
4.00	3.875	0.023	0.053	100.000
5.00	4.500	0.000	0.000	100.000

Statistical Results			
Mean:	1.7536	phi	(0.2966 mm)
Standard Dev:	0.6320	phi-units	(0.6453 mm)
Skewness:	-0.0047	dimensionless	
Kurtosis:	2.5120	dimensionless	
5th Moment:	0.0116	dimensionless	
6th Moment:	11.1577	dimensionless	
RARD *	0.3604	dimensionless	
Median	1.6431	phi	(0.3202 mm)

\* RARD = reciprocal absolute relative dispersion (see below)

Statistical Explanation	
Calculations based on the Method of Moments	
Skewness: 3rd Stand. Moment; Exact Gaussian = 0.0	
Kurtosis: 4th Stand. Moment; Exact Gaussian = 3.0	
For Further Explanation, See Calculation Sheets	
Millimeter data calculated by $mm = 2^{(-phi)}$	

Reciprocal Absolute Relative Dispersion (RARD) Scale	
< 0.5	Excellent homogeneity (e.g., beaches)
0.5 to 1.0	Good homogeneity
1.0 to 1.33	Fair homogeneity
> 1.33	Poor homogeneity (e.g., glacial)

