

Onshore Grab Sample

Sample: NA-10-MB
Sample Taken By: J. Ladner
Sample Collected On: 12/4/02
Splits? N/A

County: Nassau
Latitude: 30° 34' 49.5"
Longitude: 81° 26' 34.8"
Datum: WGS 84
Surf. Elev: N/A
Datum: N/A

Fine Data Summary

Total Sample Weight	50.243 grams
Total Fines in Sample	0.053 grams
Total Percent Fines	0.11 %

Dry Sieving Summary

Total Sample Weight	50.150 grams
Total Digested Weight	49.262 grams
Total Carbonate Weight	0.888 grams
Total Silica %	98.23 %
Total Carbonate %	1.77 %
Carbonate/Silica Ratio	0.018

General Comments:

Post-Digestion: -0.50 phi is Organics Only

Description

Worked By: C. Fischler
Reviewed and Edited By: M. Ladle

Pre-Digestion Grain Size Distribution

Onshore Grab Sample

Sample: NA-10-MB

Total Sample Mass: 50.150 grams

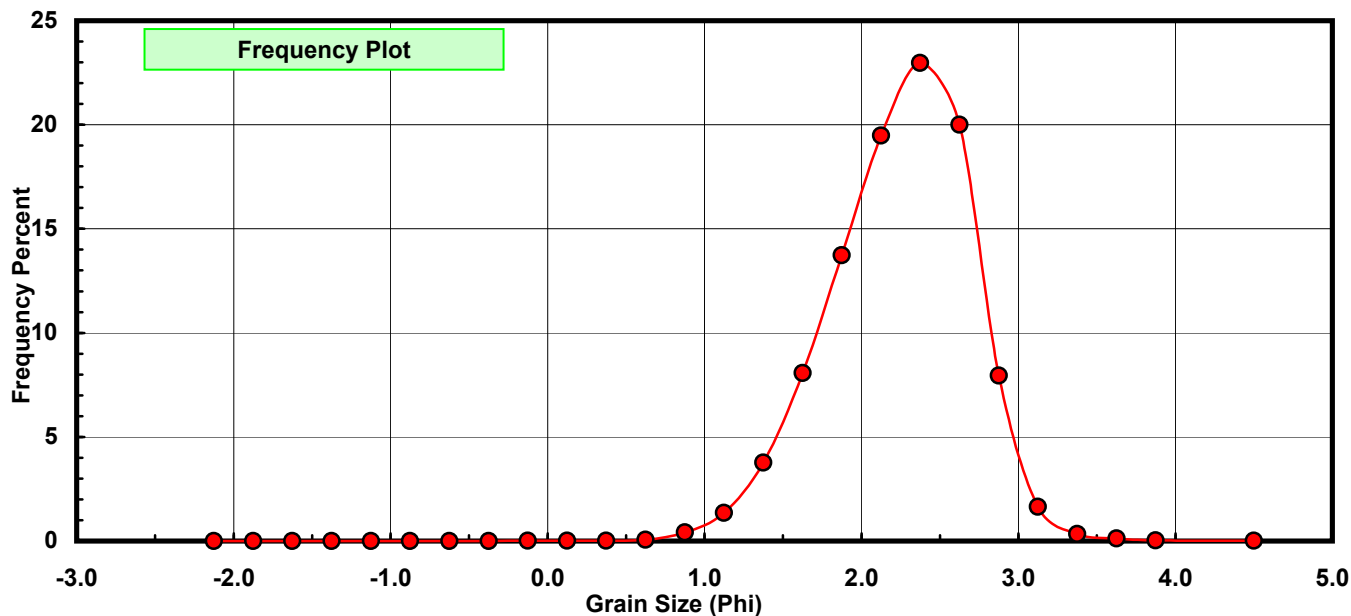
Sieve Size (phi)	Sieve Midpt (phi)	Weight (grams)	Freq Weight %	Cumulative Weight %
-2.00	-2.125	0.000	0.000	0.000
-1.75	-1.875	0.000	0.000	0.000
-1.50	-1.625	0.000	0.000	0.000
-1.25	-1.375	0.000	0.000	0.000
-1.00	-1.125	0.003	0.006	0.006
-0.75	-0.875	0.000	0.000	0.006
-0.50	-0.625	0.000	0.000	0.006
-0.25	-0.375	0.002	0.004	0.010
0.00	-0.125	0.005	0.010	0.020
0.25	0.125	0.006	0.012	0.032
0.50	0.375	0.009	0.018	0.050
0.75	0.625	0.031	0.062	0.112
1.00	0.875	0.209	0.417	0.528
1.25	1.125	0.677	1.350	1.878
1.50	1.375	1.889	3.767	5.645
1.75	1.625	4.047	8.070	13.715
2.00	1.875	6.888	13.735	27.450
2.25	2.125	9.772	19.486	46.935
2.50	2.375	11.516	22.963	69.898
2.75	2.625	10.031	20.002	89.900
3.00	2.875	3.989	7.954	97.854
3.25	3.125	0.822	1.639	99.494
3.50	3.375	0.170	0.339	99.833
3.75	3.625	0.061	0.122	99.954
4.00	3.875	0.018	0.036	99.990
5.00	4.500	0.005	0.010	100.000

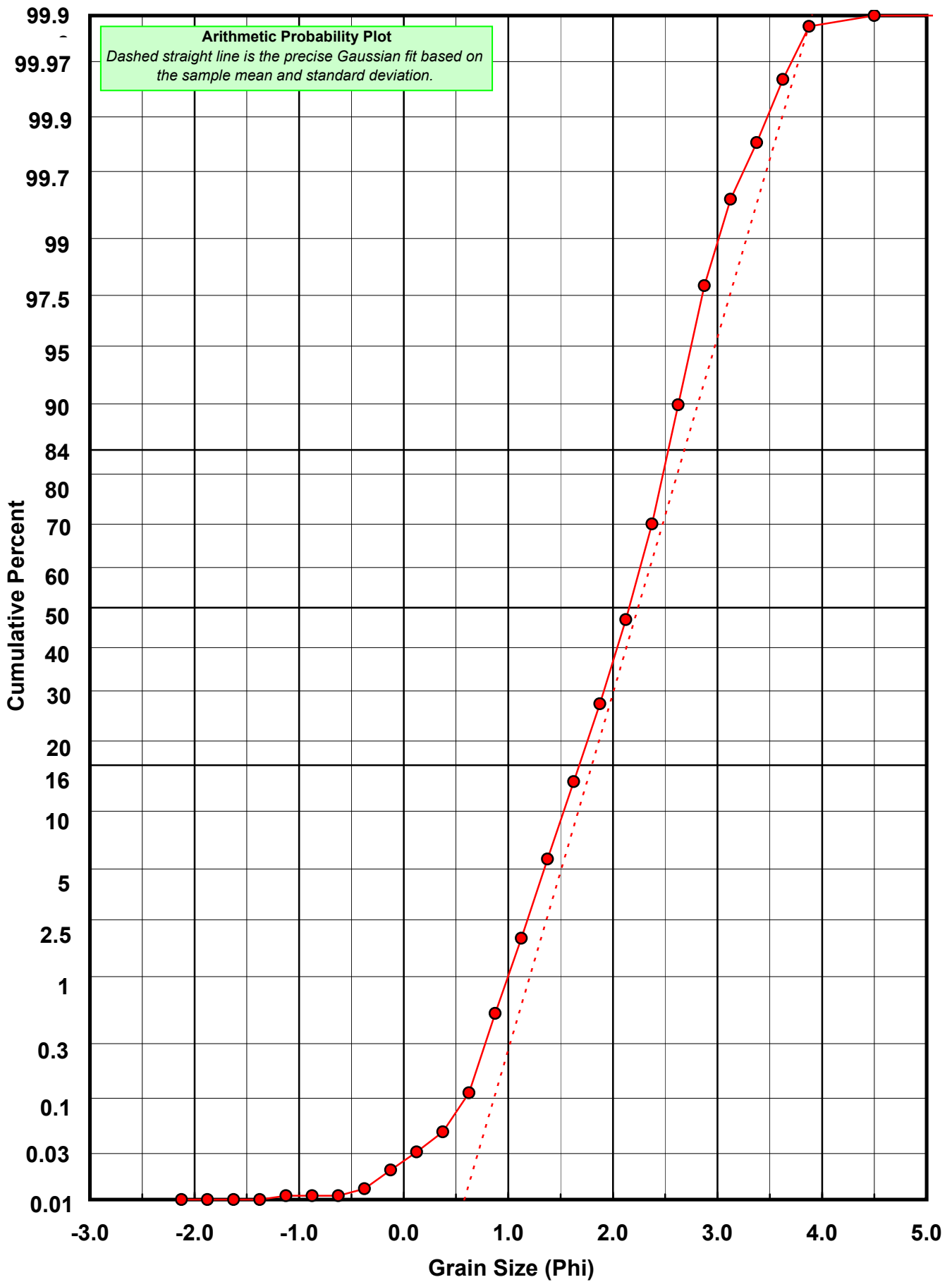
Statistical Results			
Mean:	2.2417	phi	(0.2114 mm)
Standard Dev:	0.4464	phi-units	(0.7339 mm)
Skewness:	-0.4021	dimensionless	
Kurtosis:	3.4638	dimensionless	
5th Moment:	-4.7719	dimensionless	
6th Moment:	34.8338	dimensionless	
RARD *	0.1991	dimensionless	
Median	2.1584	phi	(0.224 mm)

* RARD = reciprocal absolute relative dispersion (see below)

Statistical Explanation	
Calculations based on the Method of Moments	
Skewness: 3rd Stand. Moment; Exact Gaussian = 0.0	
Kurtosis: 4th Stand. Moment; Exact Gaussian = 3.0	
For Further Explanation, See Calculation Sheets	
Millimeter data calculated by $mm = 2^{(-phi)}$	

Reciprocal Absolute Relative Dispersion (RARD) Scale	
< 0.5	Excellent homogeneity (e.g., beaches)
0.5 to 1.0	Good homogeneity
1.0 to 1.33	Fair homogeneity
> 1.33	Poor homogeneity (e.g., glacial)





Carbonate Grain Size Distribution

Onshore Grab Sample

Sample: NA-10-MB

Total Carbonate Mass: 1.271 grams

% Carbonate: 1.8 %

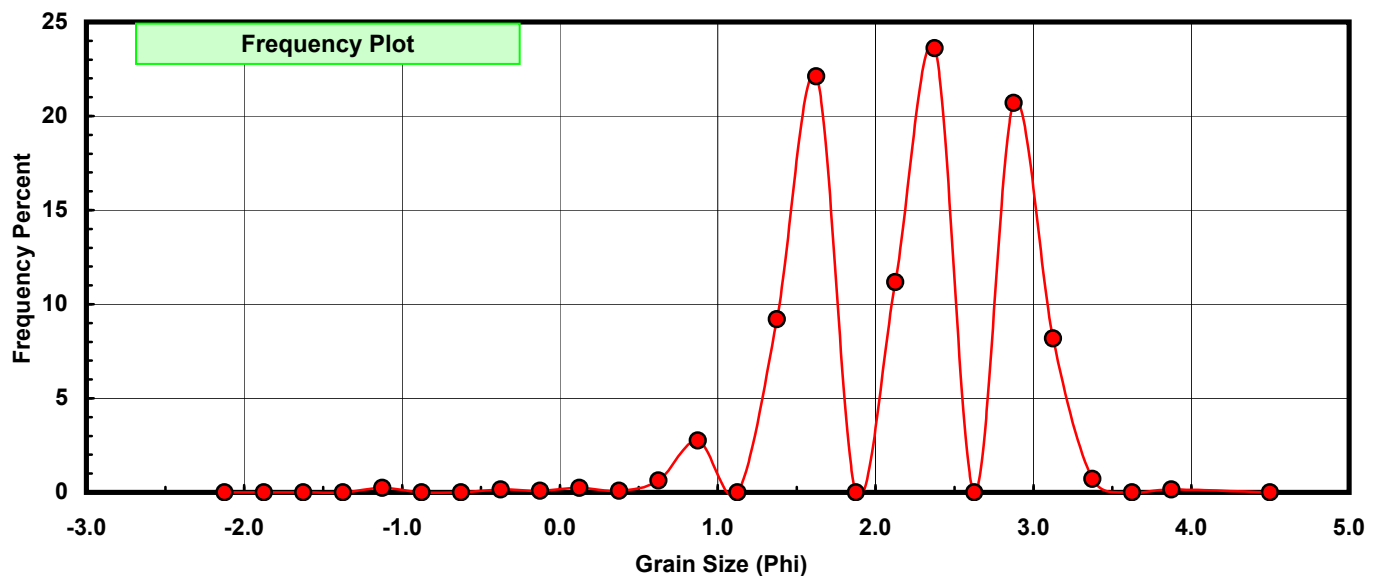
Sieve Size (phi)	Sieve Midpt (phi)	Weight (grams)	Freq Weight %	Cumulative Weight %
-2.00	-2.125	0.000	0.000	0.000
-1.75	-1.875	0.000	0.000	0.000
-1.50	-1.625	0.000	0.000	0.000
-1.25	-1.375	0.000	0.000	0.000
-1.00	-1.125	0.003	0.236	0.236
-0.75	-0.875	0.000	0.000	0.236
-0.50	-0.625	0.000	0.000	0.236
-0.25	-0.375	0.002	0.157	0.393
0.00	-0.125	0.001	0.079	0.472
0.25	0.125	0.003	0.236	0.708
0.50	0.375	0.001	0.079	0.787
0.75	0.625	0.008	0.629	1.416
1.00	0.875	0.035	2.754	4.170
1.25	1.125	0.000	0.000	4.170
1.50	1.375	0.117	9.205	13.375
1.75	1.625	0.281	22.109	35.484
2.00	1.875	0.000	0.000	35.484
2.25	2.125	0.142	11.172	46.656
2.50	2.375	0.300	23.603	70.260
2.75	2.625	0.000	0.000	70.260
3.00	2.875	0.263	20.692	90.952
3.25	3.125	0.104	8.183	99.135
3.50	3.375	0.009	0.708	99.843
3.75	3.625	0.000	0.000	99.843
4.00	3.875	0.002	0.157	100.000
5.00	4.500	0.000	0.000	100.000

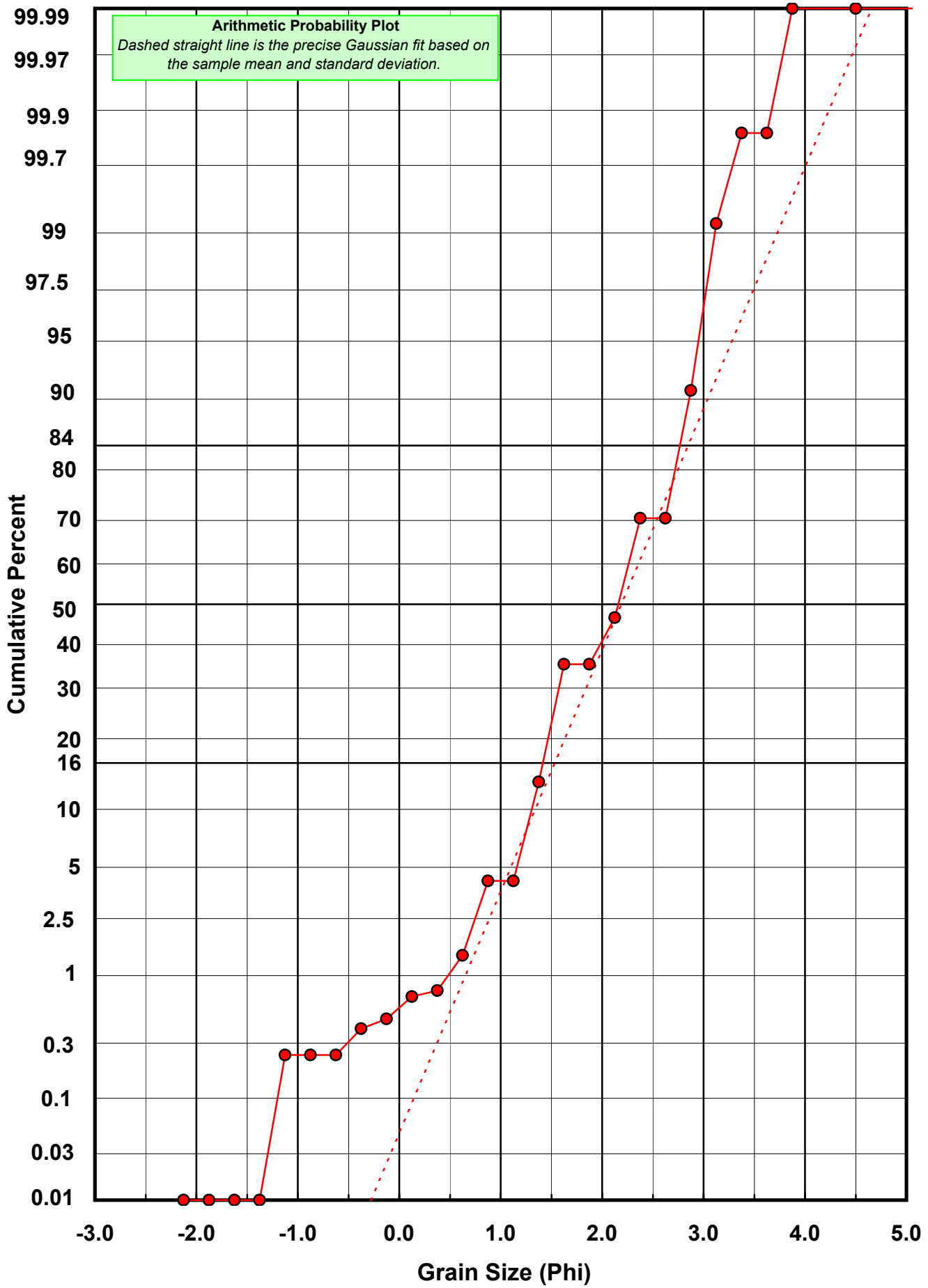
Statistical Results			
Mean:	2.1897	phi	(0.2192 mm)
Standard Dev:	0.6630	phi-units	(0.6316 mm)
Skewness:	-0.5824	dimensionless	
Kurtosis:	3.8582	dimensionless	
5th Moment:	-10.6242	dimensionless	
6th Moment:	50.7800	dimensionless	
RARD *	0.3028	dimensionless	
Median	2.1604	phi	(0.2237 mm)

* RARD = reciprocal absolute relative dispersion (see below)

Statistical Explanation	
Calculations based on the Method of Moments	
Skewness: 3rd Stand. Moment; Exact Gaussian = 0.0	
Kurtosis: 4th Stand. Moment; Exact Gaussian = 3.0	
For Further Explanation, See Calculation Sheets	
Millimeter data calculated by $mm = 2^{(-phi)}$	

Reciprocal Absolute Relative Dispersion (RARD) Scale	
< 0.5	Excellent homogeneity (e.g., beaches)
0.5 to 1.0	Good homogeneity
1.0 to 1.33	Fair homogeneity
> 1.33	Poor homogeneity (e.g., glacial)





Post-Digestion Grain Size Distribution

Onshore Grab Sample

Sample: NA-10-MB

Total Digested Mass: 49.257 grams

% Silica: 98.2 %

Sieve Size (phi)	Sieve Midpt (phi)	Weight (grams)	Freq Weight %	Cumulative Weight %
-2.00	-2.125	0.000	0.000	0.000
-1.75	-1.875	0.000	0.000	0.000
-1.50	-1.625	0.000	0.000	0.000
-1.25	-1.375	0.000	0.000	0.000
-1.00	-1.125	0.000	0.000	0.000
-0.75	-0.875	0.000	0.000	0.000
-0.50	-0.625	0.002	0.004	0.004
-0.25	-0.375	0.000	0.000	0.004
0.00	-0.125	0.004	0.008	0.012
0.25	0.125	0.003	0.006	0.018
0.50	0.375	0.008	0.016	0.035
0.75	0.625	0.023	0.047	0.081
1.00	0.875	0.174	0.353	0.434
1.25	1.125	0.679	1.378	1.813
1.50	1.375	1.772	3.597	5.410
1.75	1.625	3.766	7.646	13.056
2.00	1.875	7.216	14.650	27.706
2.25	2.125	9.630	19.551	47.256
2.50	2.375	11.216	22.770	70.027
2.75	2.625	10.082	20.468	90.495
3.00	2.875	3.726	7.564	98.059
3.25	3.125	0.718	1.458	99.517
3.50	3.375	0.161	0.327	99.844
3.75	3.625	0.061	0.124	99.968
4.00	3.875	0.016	0.032	100.000
5.00	4.500	0.000	0.000	100.000

Statistical Results			
Mean:	2.2407	phi	(0.2116 mm)
Standard Dev:	0.4385	phi-units	(0.7379 mm)
Skewness:	-0.3799	dimensionless	
Kurtosis:	3.2339	dimensionless	
5th Moment:	-3.6191	dimensionless	
6th Moment:	23.1105	dimensionless	
RARD *	0.1957	dimensionless	
Median	2.1551	phi	(0.2245 mm)

* RARD = reciprocal absolute relative dispersion (see below)

Statistical Explanation
Calculations based on the Method of Moments
Skewness: 3rd Stand. Moment; Exact Gaussian = 0.0
Kurtosis: 4th Stand. Moment; Exact Gaussian = 3.0
For Further Explanation, See Calculation Sheets
Millimeter data calculated by $mm = 2^{(-phi)}$

Reciprocal Absolute Relative Dispersion (RARD) Scale	
< 0.5	Excellent homogeneity (e.g., beaches)
0.5 to 1.0	Good homogeneity
1.0 to 1.33	Fair homogeneity
> 1.33	Poor homogeneity (e.g., glacial)

