

Onshore Grab Sample

Sample: NA-08-MB
Sample Taken By: J. Ladner
Sample Collected On: 12/4/02
Splits? N/A

County: Nassau
Latitude: 30° 36' 33.7"
Longitude: 81° 26' 27.4"
Datum: WGS 84
Surf. Elev: N/A
Datum: N/A

Fine Data Summary

Total Sample Weight	51.07 grams
Total Fines in Sample	0.016 grams
Total Percent Fines	0.03 %

Dry Sieving Summary

Total Sample Weight	51.184 grams
Total Digested Weight	48.713 grams
Total Carbonate Weight	2.471 grams
Total Silica %	95.17 %
Total Carbonate %	4.83 %
Carbonate/Silica Ratio	0.051

General Comments:

None

Description

Worked By: C. Fischler
Reviewed and Edited By: M. Ladle

Pre-Digestion Grain Size Distribution

Onshore Grab Sample

Sample: NA-08-MB

Total Sample Mass: 51.184 grams

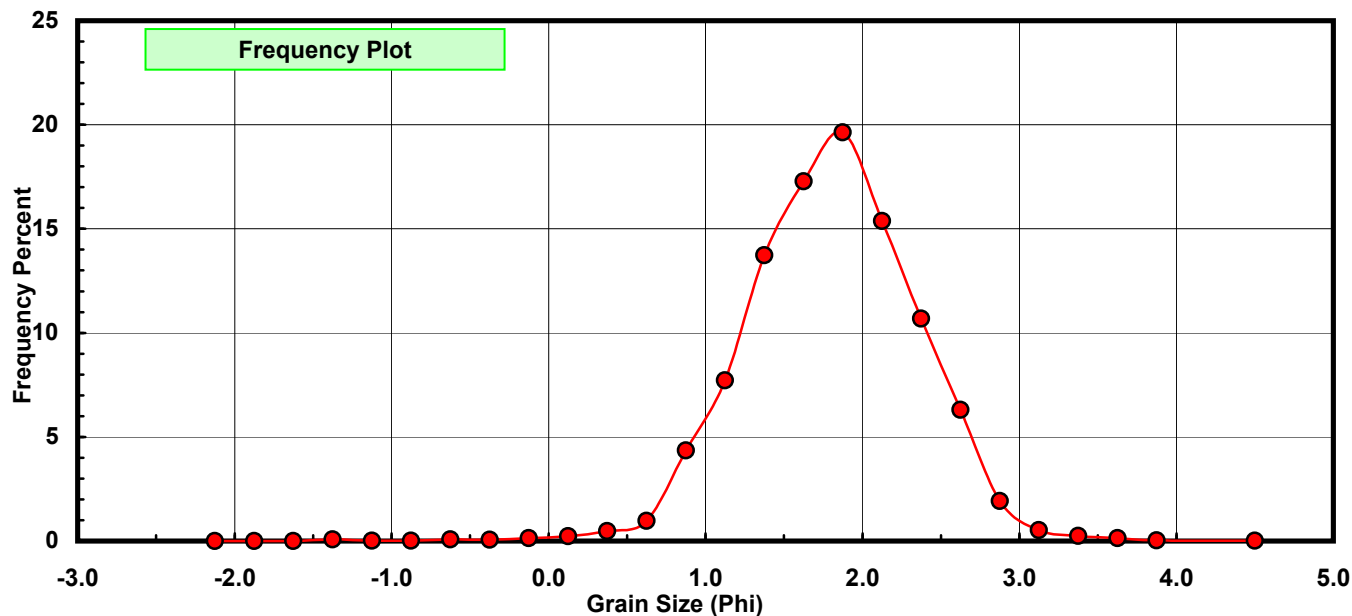
Sieve Size (phi)	Sieve Midpt (phi)	Weight (grams)	Freq Weight %	Cumulative Weight %
-2.00	-2.125	0.000	0.000	0.000
-1.75	-1.875	0.000	0.000	0.000
-1.50	-1.625	0.000	0.000	0.000
-1.25	-1.375	0.041	0.080	0.080
-1.00	-1.125	0.011	0.021	0.102
-0.75	-0.875	0.006	0.012	0.113
-0.50	-0.625	0.036	0.070	0.184
-0.25	-0.375	0.034	0.066	0.250
0.00	-0.125	0.070	0.137	0.387
0.25	0.125	0.120	0.234	0.621
0.50	0.375	0.242	0.473	1.094
0.75	0.625	0.497	0.971	2.065
1.00	0.875	2.226	4.349	6.414
1.25	1.125	3.953	7.723	14.137
1.50	1.375	7.027	13.729	27.866
1.75	1.625	8.849	17.289	45.155
2.00	1.875	10.048	19.631	64.786
2.25	2.125	7.869	15.374	80.160
2.50	2.375	5.466	10.679	90.839
2.75	2.625	3.223	6.297	97.136
3.00	2.875	0.981	1.917	99.052
3.25	3.125	0.266	0.520	99.572
3.50	3.375	0.124	0.242	99.814
3.75	3.625	0.069	0.135	99.949
4.00	3.875	0.019	0.037	99.986
5.00	4.500	0.007	0.014	100.000

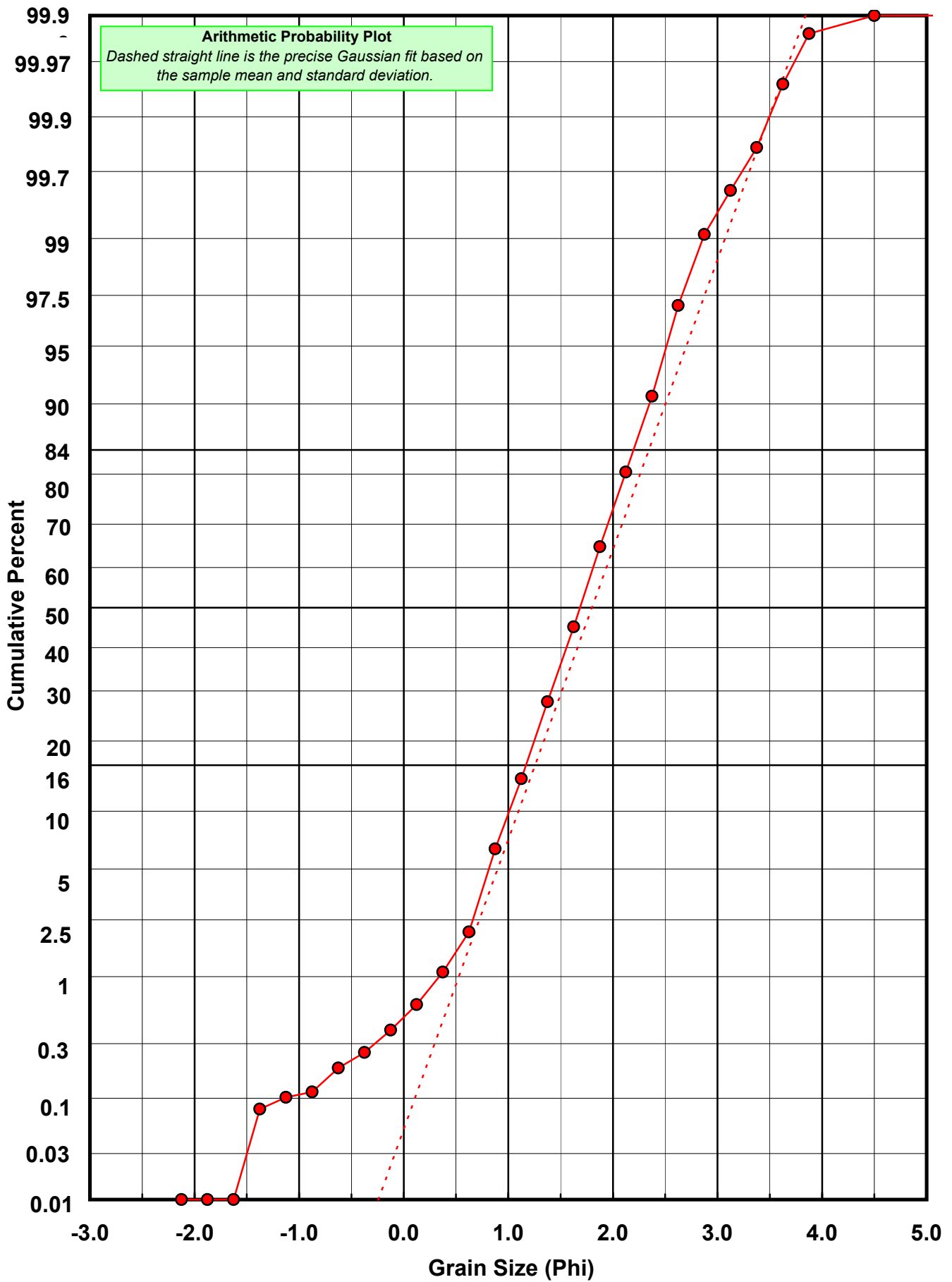
Statistical Results			
Mean:	1.8006	phi	(0.287 mm)
Standard Dev:	0.5486	phi-units	(0.6837 mm)
Skewness:	-0.3086	dimensionless	
Kurtosis:	4.4869	dimensionless	
5th Moment:	-8.3592	dimensionless	
6th Moment:	63.0955	dimensionless	
RARD *	0.3047	dimensionless	
Median	1.6867	phi	(0.3106 mm)

* RARD = reciprocal absolute relative dispersion (see below)

Statistical Explanation
Calculations based on the Method of Moments
Skewness: 3rd Stand. Moment; Exact Gaussian = 0.0
Kurtosis: 4th Stand. Moment; Exact Gaussian = 3.0
For Further Explanation, See Calculation Sheets
Millimeter data calculated by $mm = 2^{(-phi)}$

Reciprocal Absolute Relative Dispersion (RARD) Scale	
< 0.5	Excellent homogeneity (e.g., beaches)
0.5 to 1.0	Good homogeneity
1.0 to 1.33	Fair homogeneity
> 1.33	Poor homogeneity (e.g., glacial)





Carbonate Grain Size Distribution

Onshore Grab Sample

Sample: NA-08-MB

Total Carbonate Mass: 2.470 grams

% Carbonate: 4.8 %

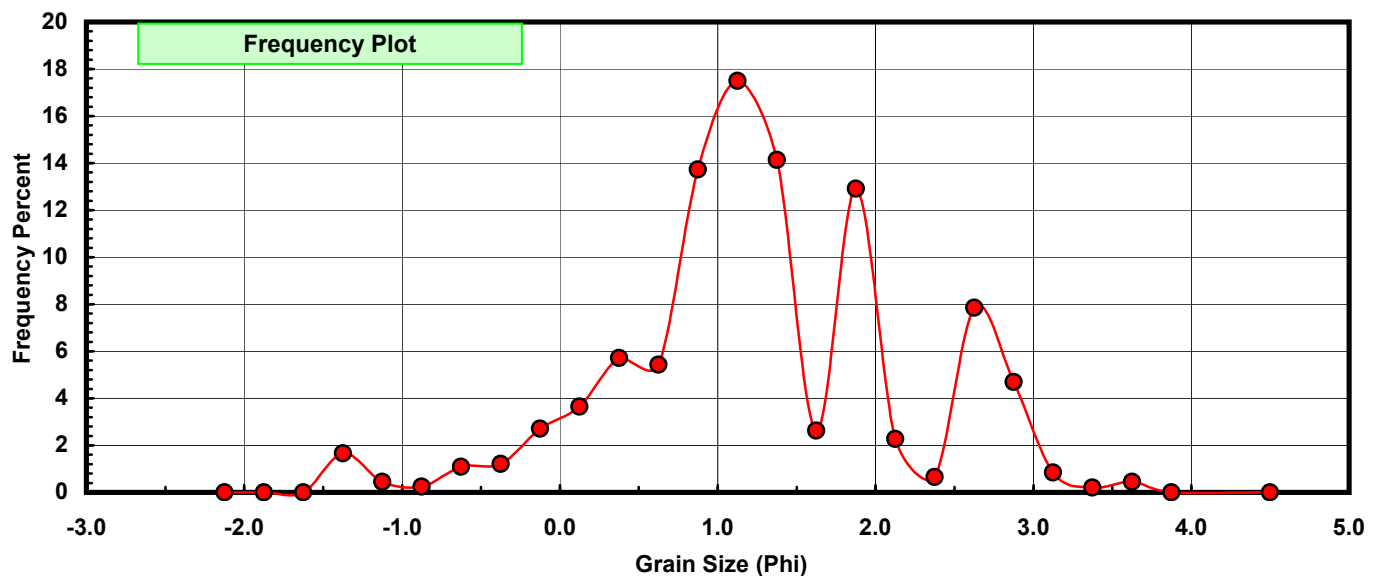
Sieve Size (phi)	Sieve Midpt (phi)	Weight (grams)	Freq Weight %	Cumulative Weight %
-2.00	-2.125	0.000	0.000	0.000
-1.75	-1.875	0.000	0.000	0.000
-1.50	-1.625	0.000	0.000	0.000
-1.25	-1.375	0.041	1.660	1.660
-1.00	-1.125	0.011	0.445	2.105
-0.75	-0.875	0.006	0.243	2.348
-0.50	-0.625	0.027	1.093	3.441
-0.25	-0.375	0.030	1.215	4.656
0.00	-0.125	0.067	2.713	7.368
0.25	0.125	0.090	3.644	11.012
0.50	0.375	0.141	5.709	16.721
0.75	0.625	0.134	5.425	22.146
1.00	0.875	0.339	13.725	35.870
1.25	1.125	0.432	17.490	53.360
1.50	1.375	0.349	14.130	67.490
1.75	1.625	0.065	2.632	70.121
2.00	1.875	0.319	12.915	83.036
2.25	2.125	0.056	2.267	85.304
2.50	2.375	0.016	0.648	85.951
2.75	2.625	0.194	7.854	93.806
3.00	2.875	0.116	4.696	98.502
3.25	3.125	0.021	0.850	99.352
3.50	3.375	0.005	0.202	99.555
3.75	3.625	0.011	0.445	100.000
4.00	3.875	0.000	0.000	100.000
5.00	4.500	0.000	0.000	100.000

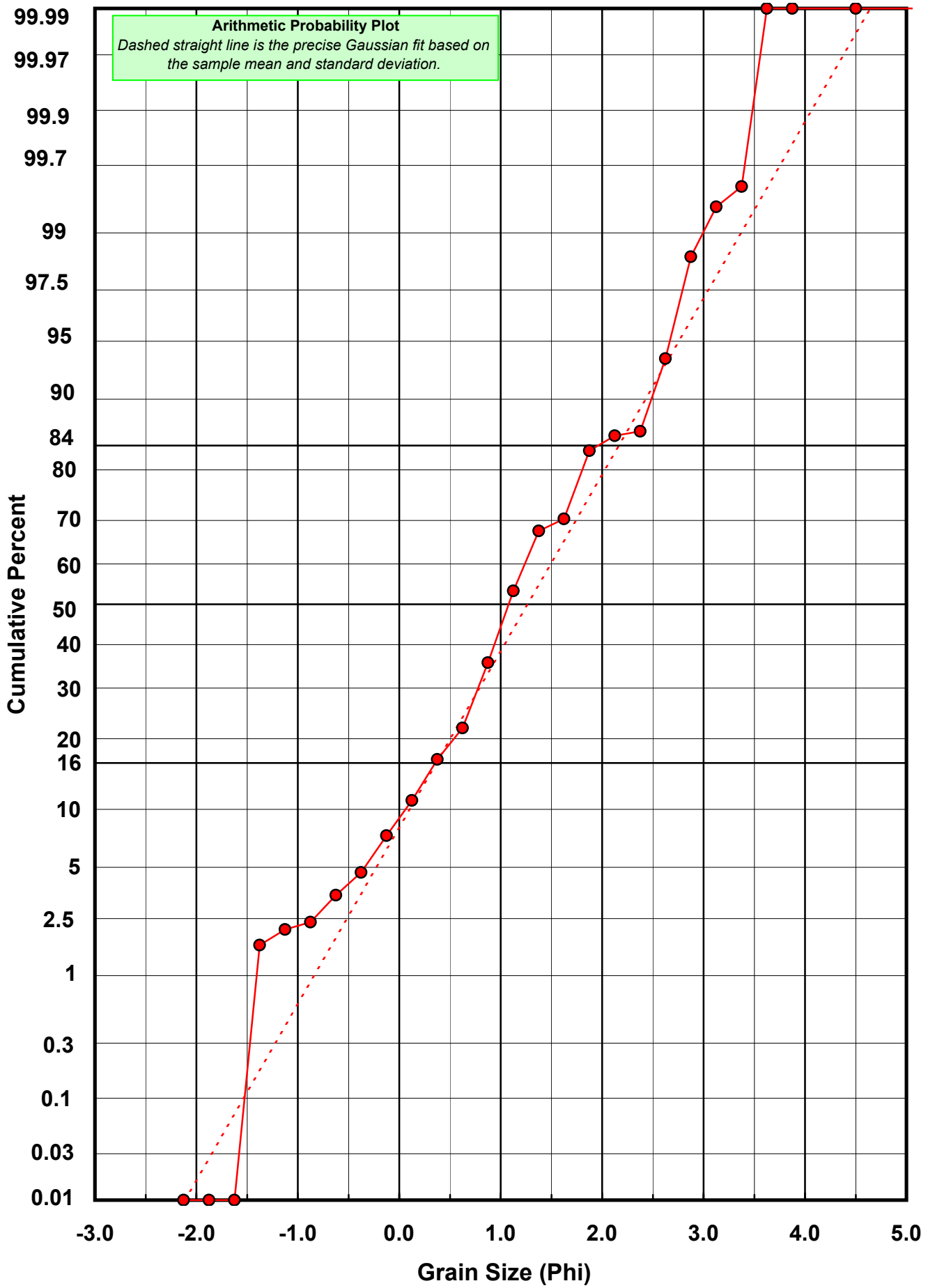
Statistical Results			
Mean:	1.2655	phi	(0.416 mm)
Standard Dev:	0.9075	phi-units	(0.5331 mm)
Skewness:	-0.1722	dimensionless	
Kurtosis:	3.4582	dimensionless	
5th Moment:	-2.8298	dimensionless	
6th Moment:	18.5668	dimensionless	
RARD *	0.7171	dimensionless	
Median	1.0770	phi	(0.474 mm)

* RARD = reciprocal absolute relative dispersion (see below)

Statistical Explanation	
Calculations based on the Method of Moments	
Skewness: 3rd Stand. Moment; Exact Gaussian = 0.0	
Kurtosis: 4th Stand. Moment; Exact Gaussian = 3.0	
For Further Explanation, See Calculation Sheets	
Millimeter data calculated by $mm = 2^{(-phi)}$	

Reciprocal Absolute Relative Dispersion (RARD) Scale	
< 0.5	Excellent homogeneity (e.g., beaches)
0.5 to 1.0	Good homogeneity
1.0 to 1.33	Fair homogeneity
> 1.33	Poor homogeneity (e.g., glacial)





Post-Digestion Grain Size Distribution

Onshore Grab Sample

Sample: NA-08-MB

Total Digested Mass: 48.707 grams

% Silica: 95.2 %

Sieve Size (phi)	Sieve Midpt (phi)	Weight (grams)	Freq Weight %	Cumulative Weight %
-2.00	-2.125	0.000	0.000	0.000
-1.75	-1.875	0.000	0.000	0.000
-1.50	-1.625	0.000	0.000	0.000
-1.25	-1.375	0.000	0.000	0.000
-1.00	-1.125	0.000	0.000	0.000
-0.75	-0.875	0.000	0.000	0.000
-0.50	-0.625	0.009	0.018	0.018
-0.25	-0.375	0.004	0.008	0.027
0.00	-0.125	0.003	0.006	0.033
0.25	0.125	0.030	0.062	0.094
0.50	0.375	0.101	0.207	0.302
0.75	0.625	0.363	0.745	1.047
1.00	0.875	1.887	3.874	4.921
1.25	1.125	3.521	7.229	12.150
1.50	1.375	6.678	13.711	25.861
1.75	1.625	8.784	18.034	43.895
2.00	1.875	9.729	19.975	63.870
2.25	2.125	7.813	16.041	79.910
2.50	2.375	5.450	11.189	91.100
2.75	2.625	3.029	6.219	97.319
3.00	2.875	0.865	1.776	99.095
3.25	3.125	0.245	0.503	99.598
3.50	3.375	0.119	0.244	99.842
3.75	3.625	0.058	0.119	99.961
4.00	3.875	0.019	0.039	100.000
5.00	4.500	0.000	0.000	100.000

Statistical Results			
Mean:	1.8274	phi	(0.2818 mm)
Standard Dev:	0.5072	phi-units	(0.7036 mm)
Skewness:	0.0453	dimensionless	
Kurtosis:	3.0917	dimensionless	
5th Moment:	0.4940	dimensionless	
6th Moment:	19.0550	dimensionless	
RARD *	0.2776	dimensionless	
Median	1.7014	phi	(0.3075 mm)

* RARD = reciprocal absolute relative dispersion (see below)

Statistical Explanation	
Calculations based on the Method of Moments	
Skewness: 3rd Stand. Moment; Exact Gaussian = 0.0	
Kurtosis: 4th Stand. Moment; Exact Gaussian = 3.0	
For Further Explanation, See Calculation Sheets	
Millimeter data calculated by $mm = 2^{(-phi)}$	

Reciprocal Absolute Relative Dispersion (RARD) Scale	
< 0.5	Excellent homogeneity (e.g., beaches)
0.5 to 1.0	Good homogeneity
1.0 to 1.33	Fair homogeneity
> 1.33	Poor homogeneity (e.g., glacial)

