

**Onshore Grab Sample**

**Sample:** NA-08-BB  
**Sample Taken By:** J. Ladner  
**Sample Collected On:** 12/4/02  
**Splits?** N/A

**County:** Nassau  
**Latitude:** 30° 36' 33.8"  
**Longitude:** 81° 26' 27.9"  
**Datum:** WGS 84  
**Surf. Elev:** N/A  
**Datum:** N/A

**Fine Data Summary**

Total Sample Weight 50.156 grams  
Total Fines in Sample 0.035 grams  
Total Percent Fines 0.07 %

**Dry Sieving Summary**

Total Sample Weight 50.120 grams  
Total Digested Weight 46.467 grams  
Total Carbonate Weight 3.653 grams  
Total Silica % 92.71 %  
Total Carbonate % 7.29 %  
Carbonate/Silica Ratio 0.079

**General Comments:**

None

**Description**

Worked By: C. Fischler  
Reviewed and Edited By: M. Ladle

# Pre-Digestion Grain Size Distribution

Onshore Grab Sample

Sample: NA-08-BB

Total Sample Mass: 50.120 grams

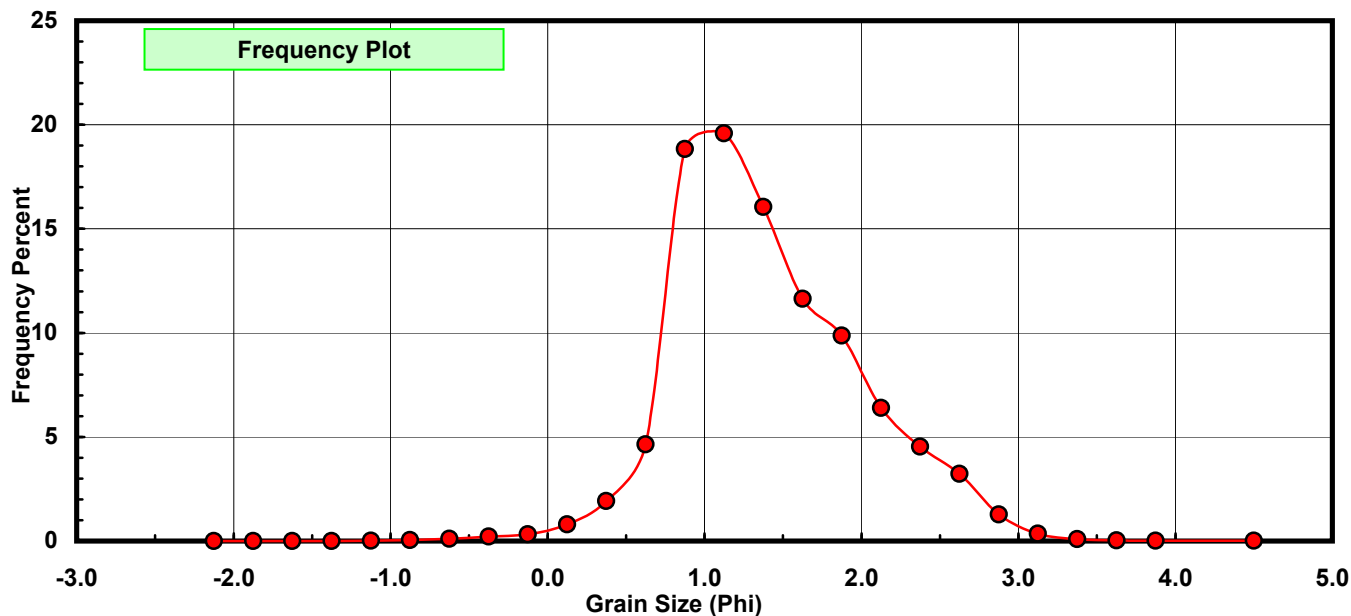
Sieve Size (phi)	Sieve Midpt (phi)	Weight (grams)	Freq Weight %	Cumulative Weight %
-2.00	-2.125	0.000	0.000	0.000
-1.75	-1.875	0.000	0.000	0.000
-1.50	-1.625	0.000	0.000	0.000
-1.25	-1.375	0.000	0.000	0.000
-1.00	-1.125	0.005	0.010	0.010
-0.75	-0.875	0.025	0.050	0.060
-0.50	-0.625	0.051	0.102	0.162
-0.25	-0.375	0.105	0.209	0.371
0.00	-0.125	0.163	0.325	0.696
0.25	0.125	0.403	0.804	1.500
0.50	0.375	0.963	1.921	3.422
0.75	0.625	2.326	4.641	8.063
1.00	0.875	9.442	18.839	26.901
1.25	1.125	9.817	19.587	46.488
1.50	1.375	8.048	16.057	62.546
1.75	1.625	5.830	11.632	74.178
2.00	1.875	4.950	9.876	84.054
2.25	2.125	3.202	6.389	90.443
2.50	2.375	2.277	4.543	94.986
2.75	2.625	1.621	3.234	98.220
3.00	2.875	0.642	1.281	99.501
3.25	3.125	0.178	0.355	99.856
3.50	3.375	0.045	0.090	99.946
3.75	3.625	0.013	0.026	99.972
4.00	3.875	0.008	0.016	99.988
5.00	4.500	0.006	0.012	100.000

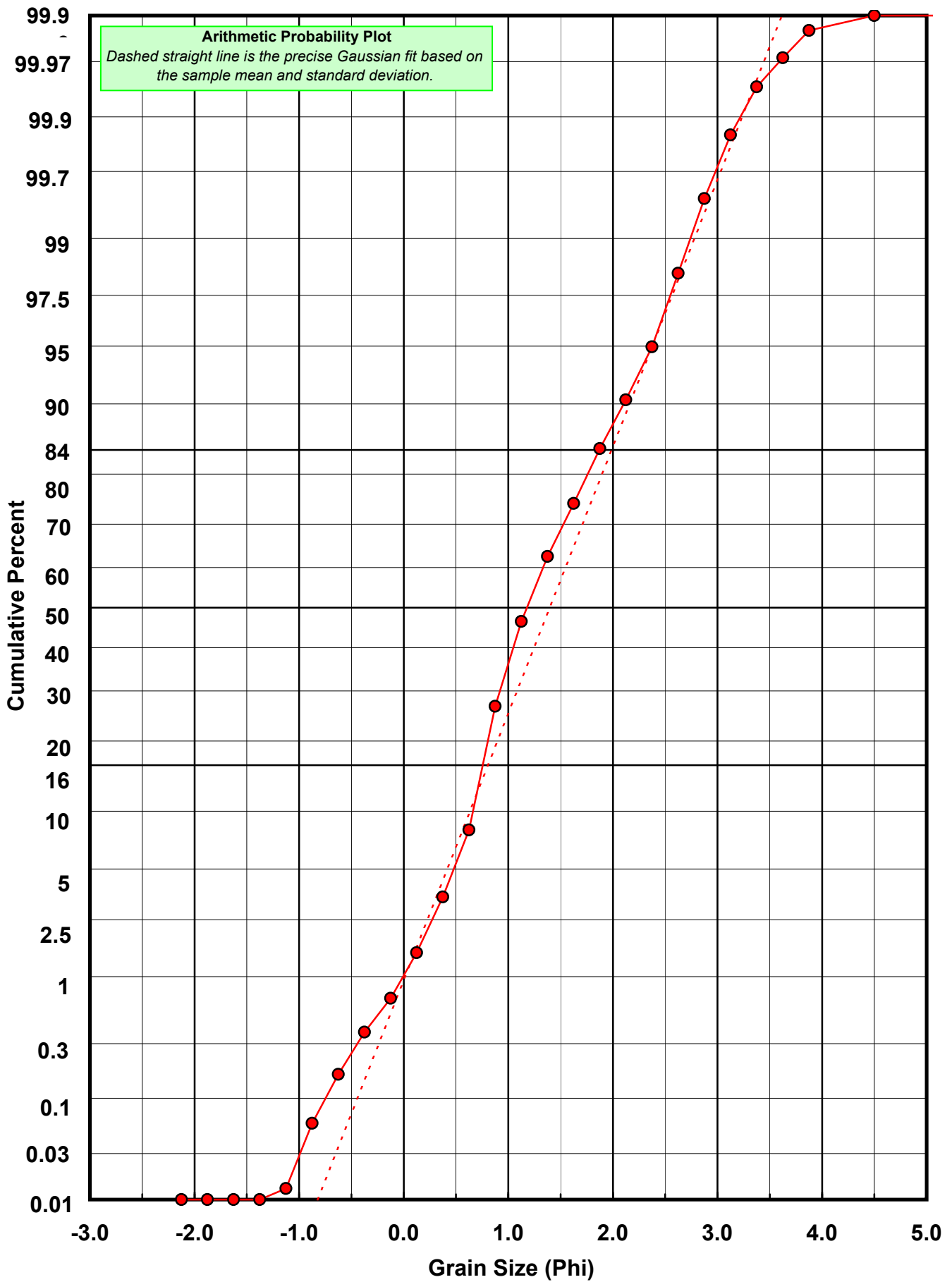
Statistical Results			
Mean:	1.3966	phi	(0.3798 mm)
Standard Dev:	0.5962	phi-units	(0.6615 mm)
Skewness:	0.4187	dimensionless	
Kurtosis:	3.3495	dimensionless	
5th Moment:	2.3941	dimensionless	
6th Moment:	21.7685	dimensionless	
RARD *	0.4269	dimensionless	
Median	1.1797	phi	(0.4415 mm)

\* RARD = reciprocal absolute relative dispersion (see below)

Statistical Explanation
Calculations based on the Method of Moments
Skewness: 3rd Stand. Moment; Exact Gaussian = 0.0
Kurtosis: 4th Stand. Moment; Exact Gaussian = 3.0
For Further Explanation, See Calculation Sheets
Millimeter data calculated by $mm = 2^{(-phi)}$

Reciprocal Absolute Relative Dispersion (RARD) Scale	
< 0.5	Excellent homogeneity (e.g., beaches)
0.5 to 1.0	Good homogeneity
1.0 to 1.33	Fair homogeneity
> 1.33	Poor homogeneity (e.g., glacial)





# Carbonate Grain Size Distribution

Onshore Grab Sample

Sample: NA-08-BB

Total Carbonate Mass: 3.700 grams

% Carbonate: 7.3 %

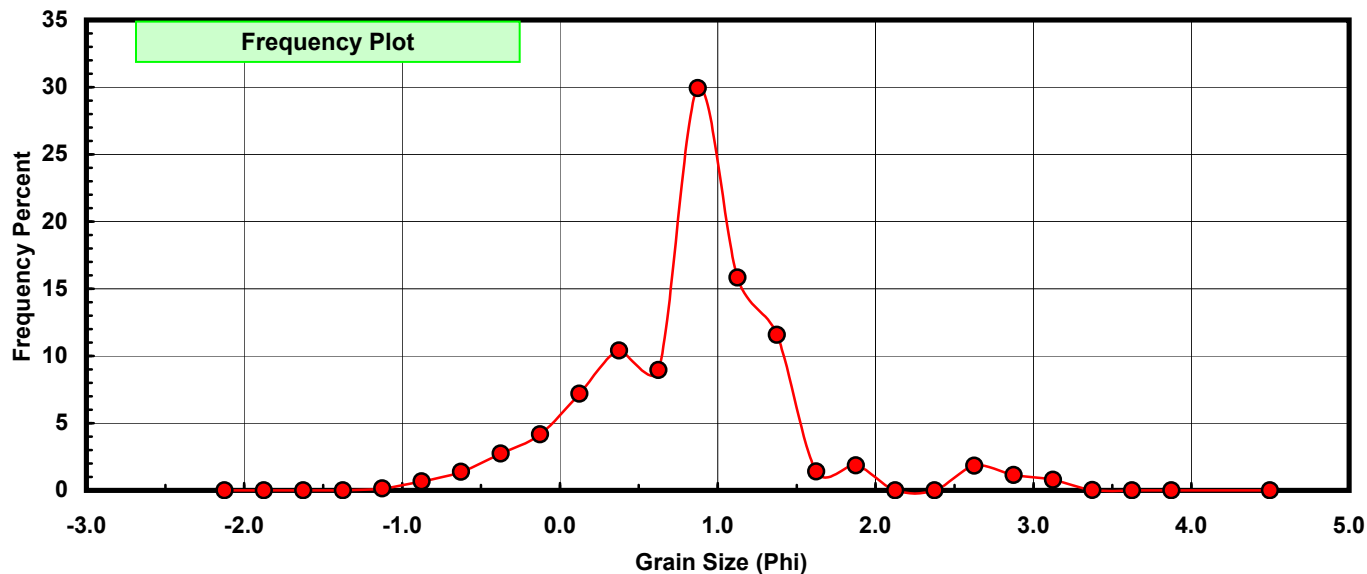
Sieve Size (phi)	Sieve Midpt (phi)	Weight (grams)	Freq Weight %	Cumulative Weight %
-2.00	-2.125	0.000	0.000	0.000
-1.75	-1.875	0.000	0.000	0.000
-1.50	-1.625	0.000	0.000	0.000
-1.25	-1.375	0.000	0.000	0.000
-1.00	-1.125	0.005	0.135	0.135
-0.75	-0.875	0.025	0.676	0.811
-0.50	-0.625	0.051	1.378	2.189
-0.25	-0.375	0.101	2.730	4.919
0.00	-0.125	0.154	4.162	9.081
0.25	0.125	0.266	7.189	16.270
0.50	0.375	0.385	10.405	26.676
0.75	0.625	0.331	8.946	35.622
1.00	0.875	1.107	29.919	65.541
1.25	1.125	0.586	15.838	81.378
1.50	1.375	0.428	11.568	92.946
1.75	1.625	0.052	1.405	94.351
2.00	1.875	0.069	1.865	96.216
2.25	2.125	0.000	0.000	96.216
2.50	2.375	0.000	0.000	96.216
2.75	2.625	0.068	1.838	98.054
3.00	2.875	0.042	1.135	99.189
3.25	3.125	0.029	0.784	99.973
3.50	3.375	0.001	0.027	100.000
3.75	3.625	0.000	0.000	100.000
4.00	3.875	0.000	0.000	100.000
5.00	4.500	0.000	0.000	100.000

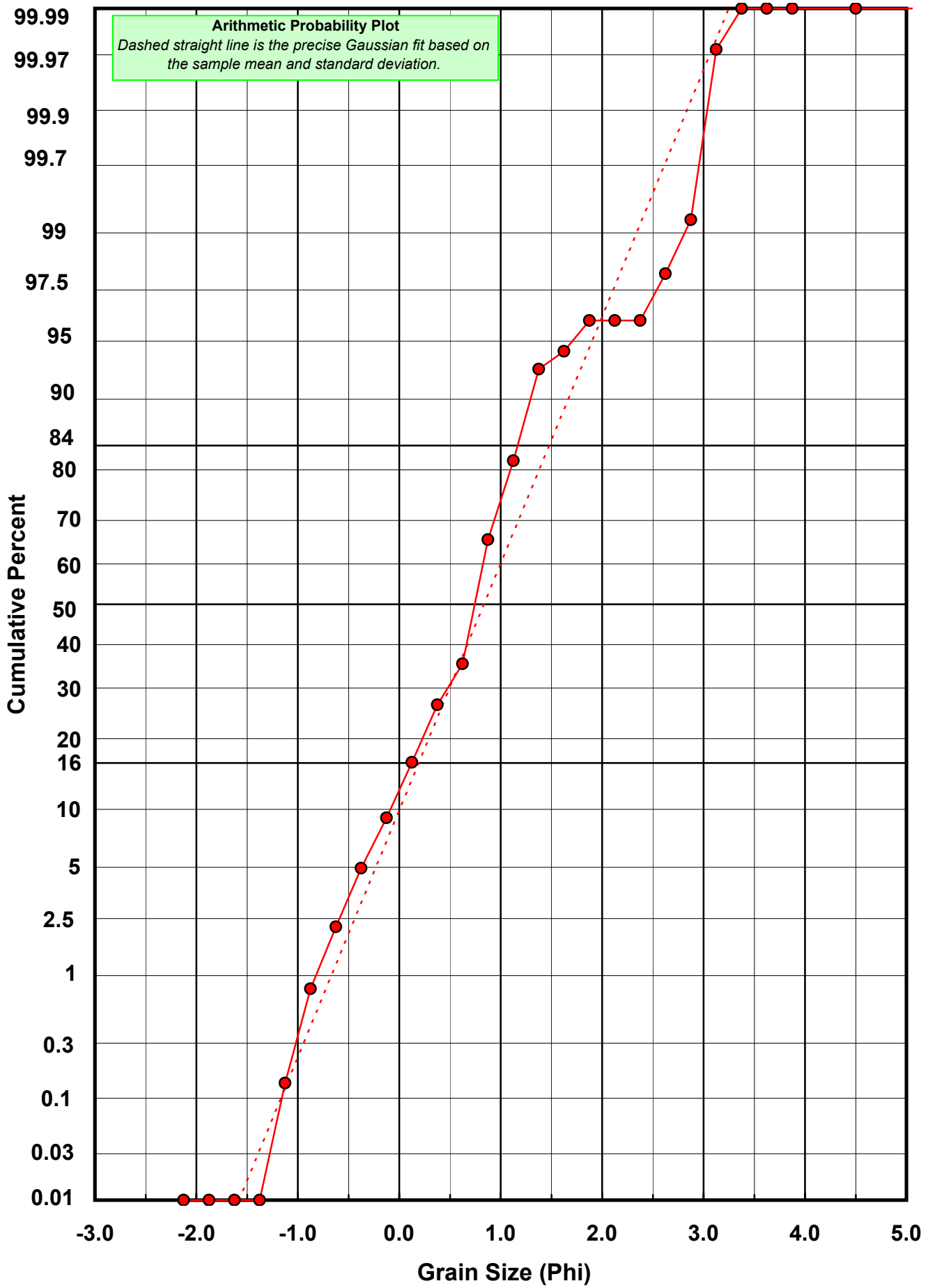
Statistical Results			
Mean:	0.8355	phi	(0.5604 mm)
Standard Dev:	0.6483	phi-units	(0.638 mm)
Skewness:	0.5172	dimensionless	
Kurtosis:	5.1362	dimensionless	
5th Moment:	8.2248	dimensionless	
6th Moment:	42.5606	dimensionless	
RARD *	0.7759	dimensionless	
Median	0.7451	phi	(0.5966 mm)

\* RARD = reciprocal absolute relative dispersion (see below)

Statistical Explanation	
Calculations based on the Method of Moments	
Skewness: 3rd Stand. Moment; Exact Gaussian = 0.0	
Kurtosis: 4th Stand. Moment; Exact Gaussian = 3.0	
For Further Explanation, See Calculation Sheets	
Millimeter data calculated by $mm = 2^{(-phi)}$	

Reciprocal Absolute Relative Dispersion (RARD) Scale	
< 0.5	Excellent homogeneity (e.g., beaches)
0.5 to 1.0	Good homogeneity
1.0 to 1.33	Fair homogeneity
> 1.33	Poor homogeneity (e.g., glacial)





# Post-Digestion Grain Size Distribution

Onshore Grab Sample

Sample: NA-08-BB

Total Digested Mass: 46.463 grams

% Silica: 92.7 %

Sieve Size (phi)	Sieve Midpt (phi)	Weight (grams)	Freq Weight %	Cumulative Weight %
-2.00	-2.125	0.000	0.000	0.000
-1.75	-1.875	0.000	0.000	0.000
-1.50	-1.625	0.000	0.000	0.000
-1.25	-1.375	0.000	0.000	0.000
-1.00	-1.125	0.000	0.000	0.000
-0.75	-0.875	0.000	0.000	0.000
-0.50	-0.625	0.000	0.000	0.000
-0.25	-0.375	0.004	0.009	0.009
0.00	-0.125	0.009	0.019	0.028
0.25	0.125	0.137	0.295	0.323
0.50	0.375	0.578	1.244	1.567
0.75	0.625	1.995	4.294	5.861
1.00	0.875	8.335	17.939	23.800
1.25	1.125	9.231	19.867	43.667
1.50	1.375	7.620	16.400	60.067
1.75	1.625	5.778	12.436	72.503
2.00	1.875	4.881	10.505	83.008
2.25	2.125	3.227	6.945	89.953
2.50	2.375	2.298	4.946	94.899
2.75	2.625	1.553	3.342	98.242
3.00	2.875	0.600	1.291	99.533
3.25	3.125	0.149	0.321	99.854
3.50	3.375	0.044	0.095	99.948
3.75	3.625	0.014	0.030	99.978
4.00	3.875	0.010	0.022	100.000
5.00	4.500	0.000	0.000	100.000

Statistical Results			
Mean:	1.4419	phi	(0.3681 mm)
Standard Dev:	0.5674	phi-units	(0.6748 mm)
Skewness:	0.6030	dimensionless	
Kurtosis:	2.9237	dimensionless	
5th Moment:	4.2661	dimensionless	
6th Moment:	15.3794	dimensionless	
RARD *	0.3935	dimensionless	
Median	1.2215	phi	(0.4288 mm)

\* RARD = reciprocal absolute relative dispersion (see below)

Statistical Explanation	
Calculations based on the Method of Moments	
Skewness: 3rd Stand. Moment; Exact Gaussian = 0.0	
Kurtosis: 4th Stand. Moment; Exact Gaussian = 3.0	
For Further Explanation, See Calculation Sheets	
Millimeter data calculated by $mm = 2^{(-phi)}$	

Reciprocal Absolute Relative Dispersion (RARD) Scale	
< 0.5	Excellent homogeneity (e.g., beaches)
0.5 to 1.0	Good homogeneity
1.0 to 1.33	Fair homogeneity
> 1.33	Poor homogeneity (e.g., glacial)

