

Onshore Grab Sample

Sample: NA-06-MB
Sample Taken By: J. Ladner
Sample Collected On: 12/4/02
Splits? N/A

County: Nassau
Latitude: 30° 38' 18.0"
Longitude: 81° 26' 9.5"
Datum: WGS 84
Surf. Elev: N/A
Datum: N/A

Fine Data Summary

Total Sample Weight 52.85 grams
Total Fines in Sample 0.041 grams
Total Percent Fines 0.08 %

Dry Sieving Summary

Total Sample Weight 52.714 grams
Total Digested Weight 50.810 grams
Total Carbonate Weight 1.904 grams
Total Silica % 96.39 %
Total Carbonate % 3.61 %
Carbonate/Silica Ratio 0.037

General Comments:

Post-Digestion: -0.75 phi is Organics Only

Description

Worked By: C. Fischler
Reviewed and Edited By: M. Ladle

Pre-Digestion Grain Size Distribution

Onshore Grab Sample

Sample: NA-06-MB

Total Sample Mass: 52.714 grams

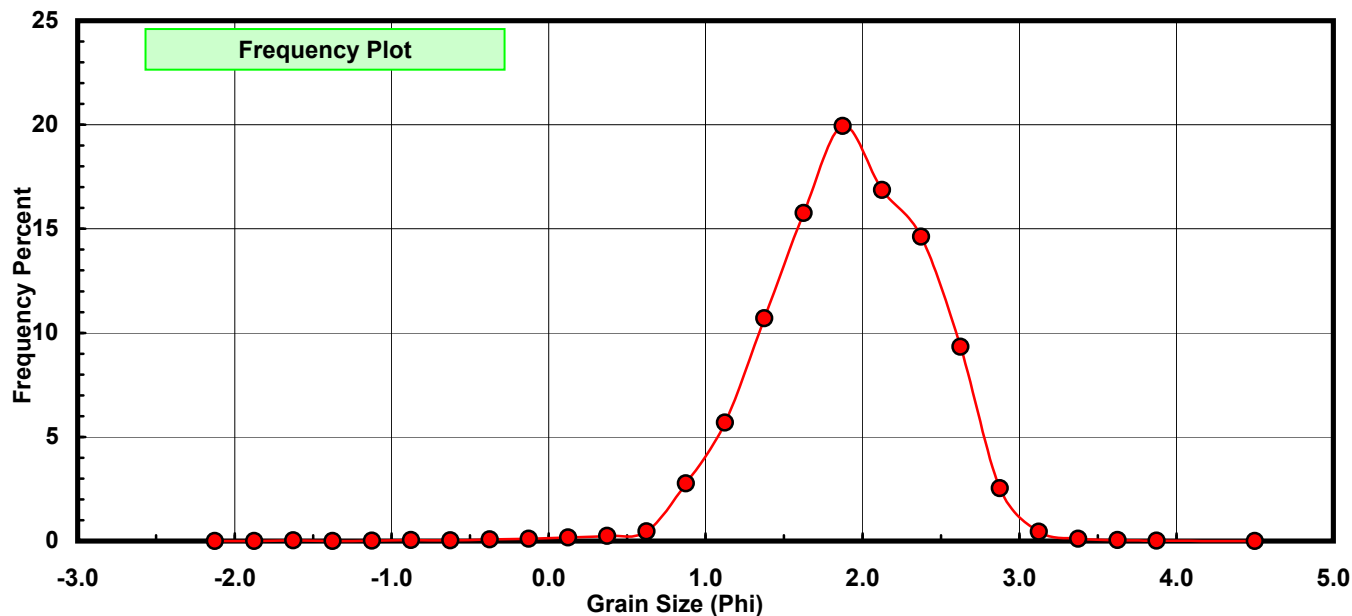
Sieve Size (phi)	Sieve Midpt (phi)	Weight (grams)	Freq Weight %	Cumulative Weight %
-2.00	-2.125	0.000	0.000	0.000
-1.75	-1.875	0.000	0.000	0.000
-1.50	-1.625	0.013	0.025	0.025
-1.25	-1.375	0.000	0.000	0.025
-1.00	-1.125	0.012	0.023	0.047
-0.75	-0.875	0.024	0.046	0.093
-0.50	-0.625	0.019	0.036	0.129
-0.25	-0.375	0.037	0.070	0.199
0.00	-0.125	0.060	0.114	0.313
0.25	0.125	0.088	0.167	0.480
0.50	0.375	0.130	0.247	0.727
0.75	0.625	0.241	0.457	1.184
1.00	0.875	1.456	2.762	3.946
1.25	1.125	2.995	5.682	9.627
1.50	1.375	5.638	10.695	20.323
1.75	1.625	8.308	15.761	36.083
2.00	1.875	10.509	19.936	56.019
2.25	2.125	8.889	16.863	72.882
2.50	2.375	7.707	14.620	87.502
2.75	2.625	4.920	9.333	96.836
3.00	2.875	1.335	2.533	99.368
3.25	3.125	0.237	0.450	99.818
3.50	3.375	0.059	0.112	99.930
3.75	3.625	0.024	0.046	99.975
4.00	3.875	0.010	0.019	99.994
5.00	4.500	0.003	0.006	100.000

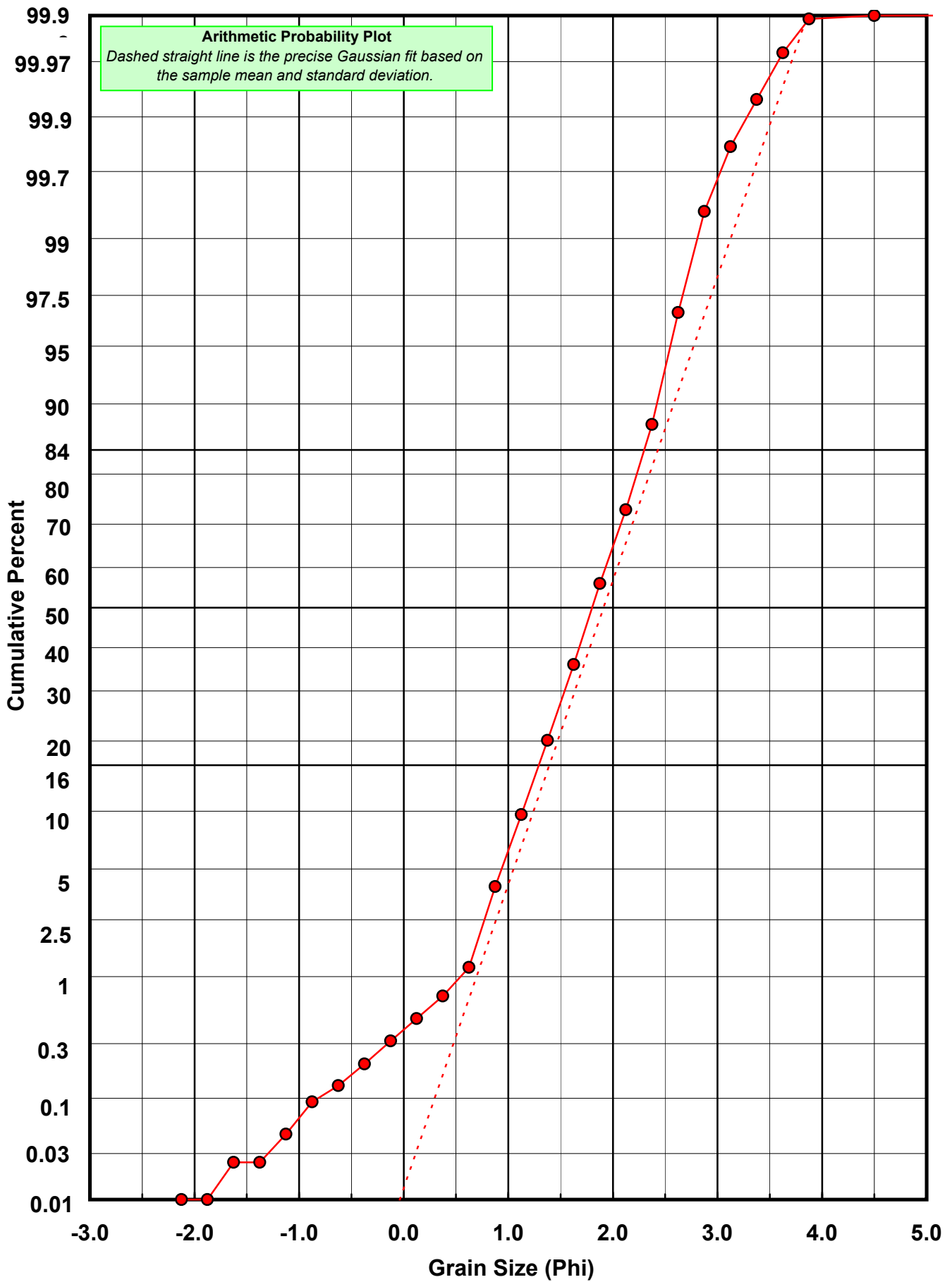
Statistical Results			
Mean:	1.9112	phi	(0.2659 mm)
Standard Dev:	0.5232	phi-units	(0.6958 mm)
Skewness:	-0.4883	dimensionless	
Kurtosis:	4.3954	dimensionless	
5th Moment:	-11.3337	dimensionless	
6th Moment:	69.9477	dimensionless	
RARD *	0.2738	dimensionless	
Median	1.7995	phi	(0.2873 mm)

* RARD = reciprocal absolute relative dispersion (see below)

Statistical Explanation
Calculations based on the Method of Moments
Skewness: 3rd Stand. Moment; Exact Gaussian = 0.0
Kurtosis: 4th Stand. Moment; Exact Gaussian = 3.0
For Further Explanation, See Calculation Sheets
Millimeter data calculated by $mm = 2^{(-phi)}$

Reciprocal Absolute Relative Dispersion (RARD) Scale	
< 0.5	Excellent homogeneity (e.g., beaches)
0.5 to 1.0	Good homogeneity
1.0 to 1.33	Fair homogeneity
> 1.33	Poor homogeneity (e.g., glacial)





Carbonate Grain Size Distribution

Onshore Grab Sample

Sample: NA-06-MB

Total Carbonate Mass: 2.179 grams

% Carbonate: 3.6 %

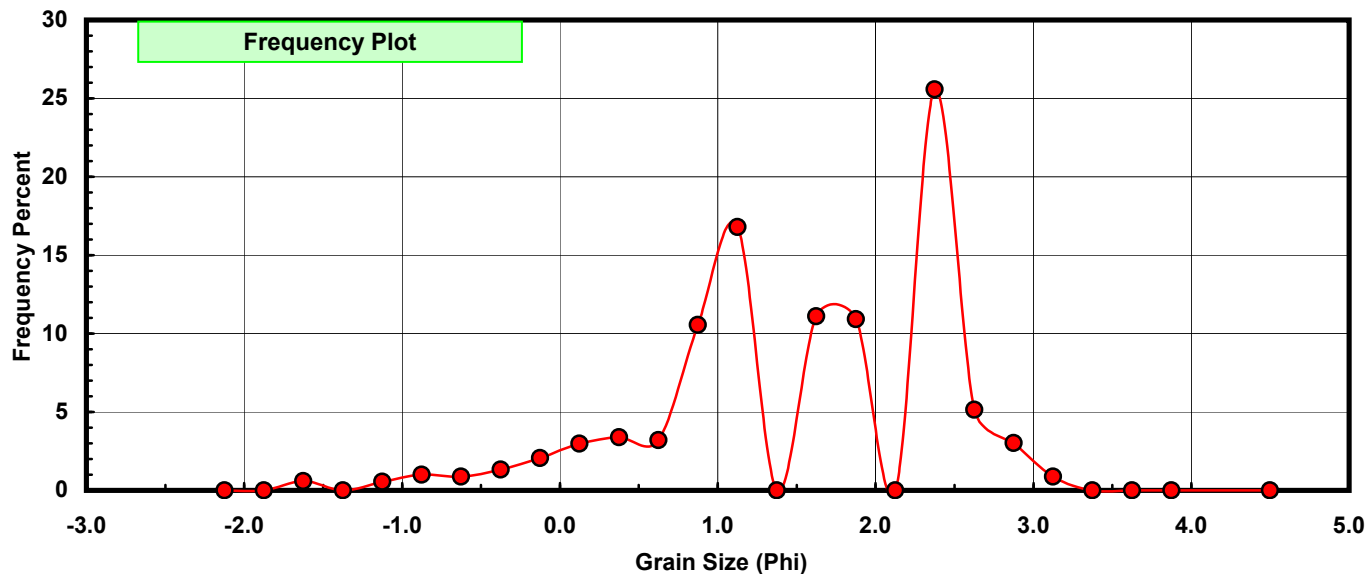
Sieve Size (phi)	Sieve Midpt (phi)	Weight (grams)	Freq Weight %	Cumulative Weight %
-2.00	-2.125	0.000	0.000	0.000
-1.75	-1.875	0.000	0.000	0.000
-1.50	-1.625	0.013	0.597	0.597
-1.25	-1.375	0.000	0.000	0.597
-1.00	-1.125	0.012	0.551	1.147
-0.75	-0.875	0.022	1.010	2.157
-0.50	-0.625	0.019	0.872	3.029
-0.25	-0.375	0.029	1.331	4.360
0.00	-0.125	0.045	2.065	6.425
0.25	0.125	0.065	2.983	9.408
0.50	0.375	0.074	3.396	12.804
0.75	0.625	0.070	3.212	16.017
1.00	0.875	0.230	10.555	26.572
1.25	1.125	0.366	16.797	43.369
1.50	1.375	0.000	0.000	43.369
1.75	1.625	0.242	11.106	54.475
2.00	1.875	0.238	10.922	65.397
2.25	2.125	0.000	0.000	65.397
2.50	2.375	0.557	25.562	90.959
2.75	2.625	0.112	5.140	96.099
3.00	2.875	0.066	3.029	99.128
3.25	3.125	0.019	0.872	100.000
3.50	3.375	0.000	0.000	100.000
3.75	3.625	0.000	0.000	100.000
4.00	3.875	0.000	0.000	100.000
5.00	4.500	0.000	0.000	100.000

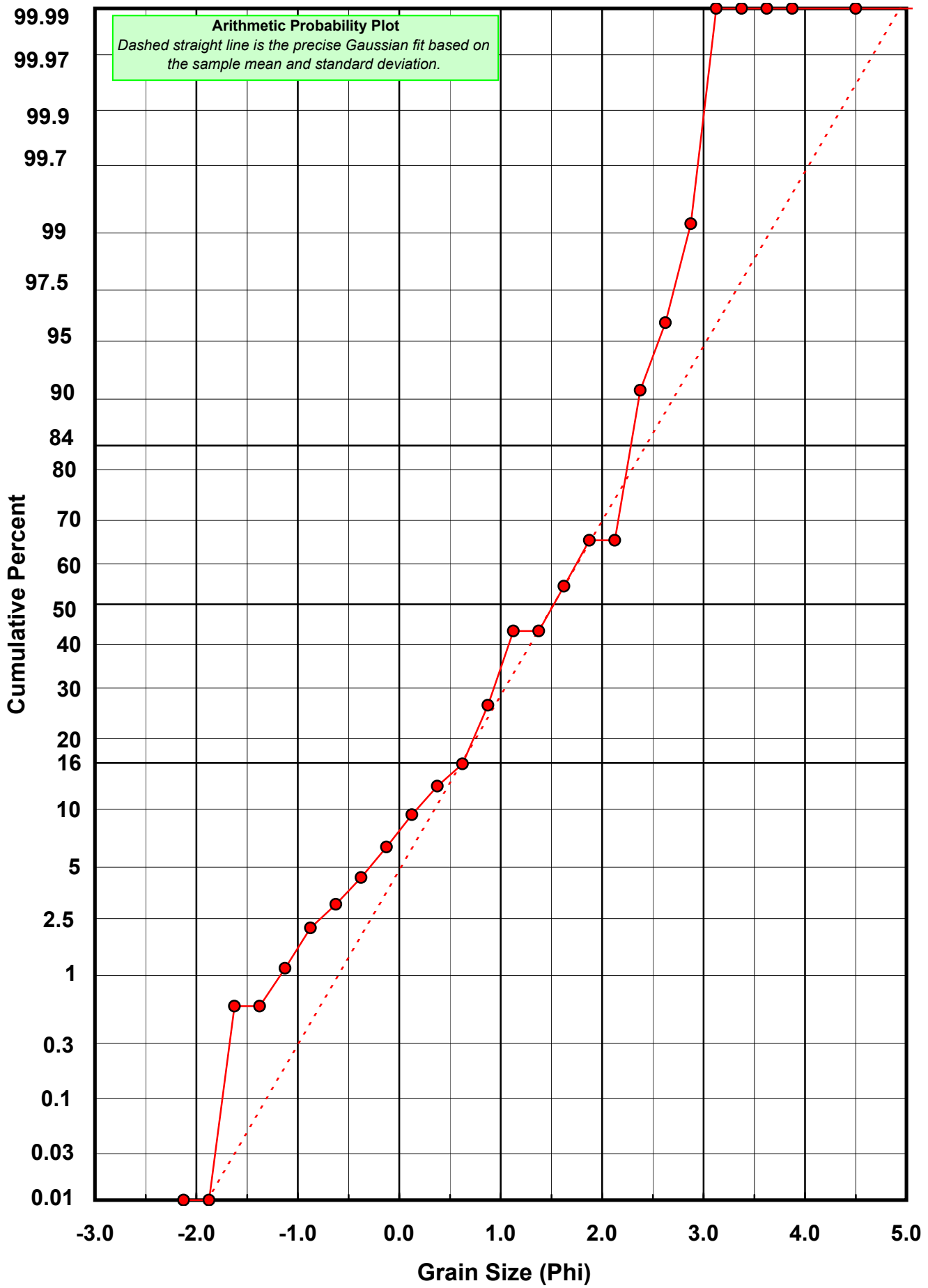
Statistical Results			
Mean:	1.5217	phi	(0.3483 mm)
Standard Dev:	0.9167	phi-units	(0.5297 mm)
Skewness:	-0.7104	dimensionless	
Kurtosis:	3.2369	dimensionless	
5th Moment:	-6.4212	dimensionless	
6th Moment:	20.7826	dimensionless	
RARD *	0.6024	dimensionless	
Median	1.5243	phi	(0.3477 mm)

* RARD = reciprocal absolute relative dispersion (see below)

Statistical Explanation	
Calculations based on the Method of Moments	
Skewness: 3rd Stand. Moment; Exact Gaussian = 0.0	
Kurtosis: 4th Stand. Moment; Exact Gaussian = 3.0	
For Further Explanation, See Calculation Sheets	
Millimeter data calculated by $mm = 2^{(-phi)}$	

Reciprocal Absolute Relative Dispersion (RARD) Scale	
< 0.5	Excellent homogeneity (e.g., beaches)
0.5 to 1.0	Good homogeneity
1.0 to 1.33	Fair homogeneity
> 1.33	Poor homogeneity (e.g., glacial)





Post-Digestion Grain Size Distribution

Onshore Grab Sample

Sample: NA-06-MB

Total Digested Mass: 50.802 grams

% Silica: 96.4 %

Sieve Size (phi)	Sieve Midpt (phi)	Weight (grams)	Freq Weight %	Cumulative Weight %
-2.00	-2.125	0.000	0.000	0.000
-1.75	-1.875	0.000	0.000	0.000
-1.50	-1.625	0.000	0.000	0.000
-1.25	-1.375	0.000	0.000	0.000
-1.00	-1.125	0.000	0.000	0.000
-0.75	-0.875	0.002	0.004	0.004
-0.50	-0.625	0.000	0.000	0.004
-0.25	-0.375	0.008	0.016	0.020
0.00	-0.125	0.015	0.030	0.049
0.25	0.125	0.023	0.045	0.094
0.50	0.375	0.056	0.110	0.205
0.75	0.625	0.171	0.337	0.541
1.00	0.875	1.226	2.413	2.955
1.25	1.125	2.629	5.175	8.130
1.50	1.375	5.770	11.358	19.487
1.75	1.625	8.066	15.877	35.365
2.00	1.875	10.271	20.218	55.582
2.25	2.125	9.017	17.749	73.332
2.50	2.375	7.150	14.074	87.406
2.75	2.625	4.808	9.464	96.870
3.00	2.875	1.269	2.498	99.368
3.25	3.125	0.218	0.429	99.797
3.50	3.375	0.063	0.124	99.921
3.75	3.625	0.028	0.055	99.976
4.00	3.875	0.012	0.024	100.000
5.00	4.500	0.000	0.000	100.000

Statistical Results			
Mean:	1.9272	phi	(0.2629 mm)
Standard Dev:	0.4915	phi-units	(0.7113 mm)
Skewness:	-0.1281	dimensionless	
Kurtosis:	2.9117	dimensionless	
5th Moment:	-1.5369	dimensionless	
6th Moment:	17.5144	dimensionless	
RARD *	0.2551	dimensionless	
Median	1.8060	phi	(0.286 mm)

* RARD = reciprocal absolute relative dispersion (see below)

Statistical Explanation	
Calculations based on the Method of Moments	
Skewness: 3rd Stand. Moment; Exact Gaussian = 0.0	
Kurtosis: 4th Stand. Moment; Exact Gaussian = 3.0	
For Further Explanation, See Calculation Sheets	
Millimeter data calculated by $mm = 2^{(-phi)}$	

Reciprocal Absolute Relative Dispersion (RARD) Scale	
< 0.5	Excellent homogeneity (e.g., beaches)
0.5 to 1.0	Good homogeneity
1.0 to 1.33	Fair homogeneity
> 1.33	Poor homogeneity (e.g., glacial)

