

Onshore Grab Sample

Sample: NA-05-MB
Sample Taken By: J. Ladner
Sample Collected On: 12/4/02
Splits? N/A

County: Nassau
Latitude: 30° 39' 9.5"
Longitude: 81° 25' 59.8"
Datum: WGS 84
Surf. Elev: N/A
Datum: N/A

Fine Data Summary

Total Sample Weight	50.146 grams
Total Fines in Sample	0.017 grams
Total Percent Fines	0.03 %

Dry Sieving Summary

Total Sample Weight	50.126 grams
Total Digested Weight	45.854 grams
Total Carbonate Weight	4.272 grams
Total Silica %	91.48 %
Total Carbonate %	8.52 %
Carbonate/Silica Ratio	0.093

General Comments:

None

Description

Worked By: C. Fischler
Reviewed and Edited By: M. Ladle

Pre-Digestion Grain Size Distribution

Onshore Grab Sample

Sample: NA-05-MB

Total Sample Mass: 50.126 grams

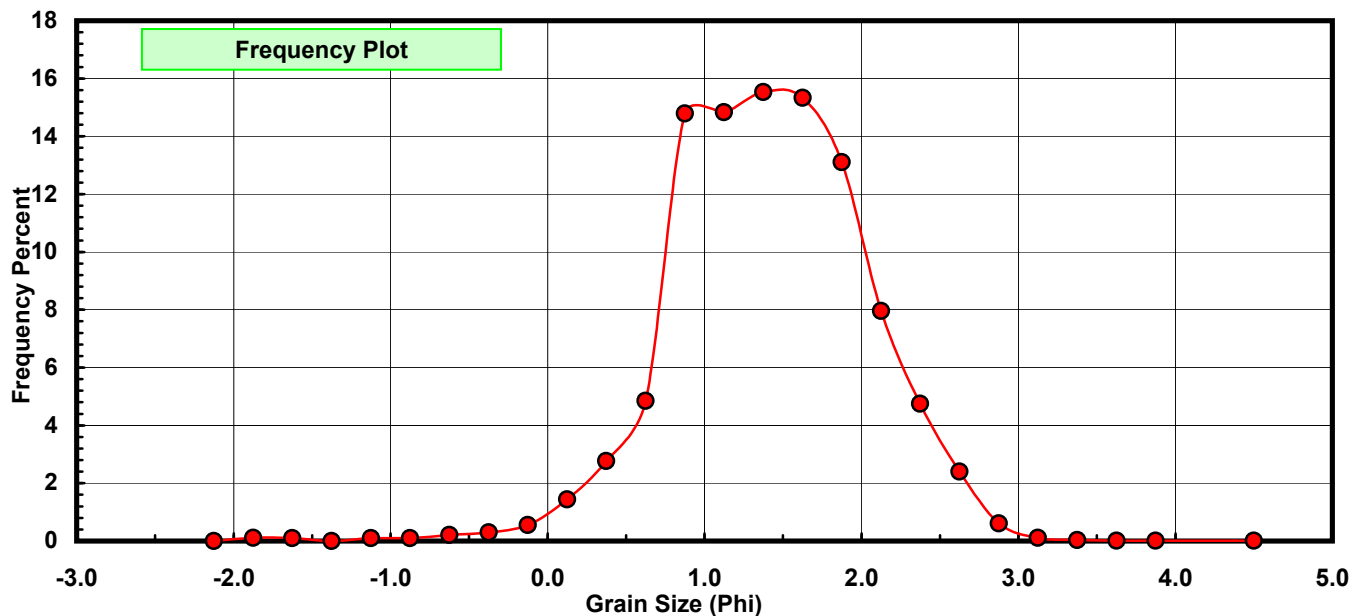
Sieve Size (phi)	Sieve Midpt (phi)	Weight (grams)	Freq Weight %	Cumulative Weight %
-2.00	-2.125	0.000	0.000	0.000
-1.75	-1.875	0.056	0.112	0.112
-1.50	-1.625	0.048	0.096	0.207
-1.25	-1.375	0.000	0.000	0.207
-1.00	-1.125	0.050	0.100	0.307
-0.75	-0.875	0.052	0.104	0.411
-0.50	-0.625	0.106	0.211	0.622
-0.25	-0.375	0.148	0.295	0.918
0.00	-0.125	0.276	0.551	1.468
0.25	0.125	0.720	1.436	2.905
0.50	0.375	1.390	2.773	5.678
0.75	0.625	2.432	4.852	10.529
1.00	0.875	7.411	14.785	25.314
1.25	1.125	7.437	14.837	40.151
1.50	1.375	7.784	15.529	55.680
1.75	1.625	7.683	15.327	71.007
2.00	1.875	6.568	13.103	84.110
2.25	2.125	3.989	7.958	92.068
2.50	2.375	2.382	4.752	96.820
2.75	2.625	1.204	2.402	99.222
3.00	2.875	0.305	0.608	99.830
3.25	3.125	0.054	0.108	99.938
3.50	3.375	0.017	0.034	99.972
3.75	3.625	0.008	0.016	99.988
4.00	3.875	0.003	0.006	99.994
5.00	4.500	0.003	0.006	100.000

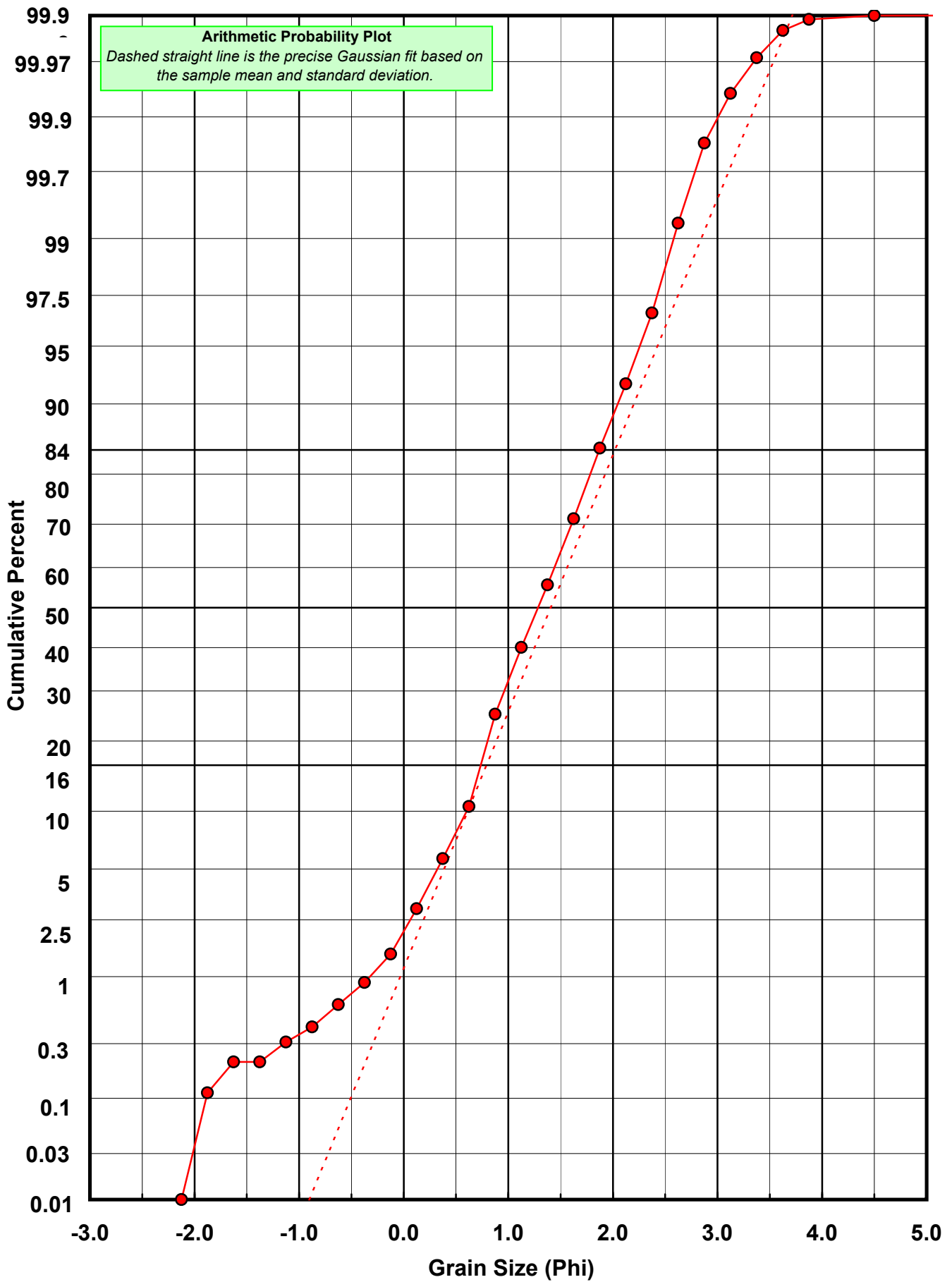
Statistical Results			
Mean:	1.4064	phi	(0.3773 mm)
Standard Dev:	0.6200	phi-units	(0.6507 mm)
Skewness:	-0.4071	dimensionless	
Kurtosis:	4.5112	dimensionless	
5th Moment:	-9.9197	dimensionless	
6th Moment:	59.1822	dimensionless	
RARD *	0.4409	dimensionless	
Median	1.2836	phi	(0.4108 mm)

* RARD = reciprocal absolute relative dispersion (see below)

Statistical Explanation
Calculations based on the Method of Moments
Skewness: 3rd Stand. Moment; Exact Gaussian = 0.0
Kurtosis: 4th Stand. Moment; Exact Gaussian = 3.0
For Further Explanation, See Calculation Sheets
Millimeter data calculated by $mm = 2^{(-\phi)}$

Reciprocal Absolute Relative Dispersion (RARD) Scale	
< 0.5	Excellent homogeneity (e.g., beaches)
0.5 to 1.0	Good homogeneity
1.0 to 1.33	Fair homogeneity
> 1.33	Poor homogeneity (e.g., glacial)





Carbonate Grain Size Distribution

Onshore Grab Sample

Sample: NA-05-MB

Total Carbonate Mass: 4.535 grams

% Carbonate: 8.5 %

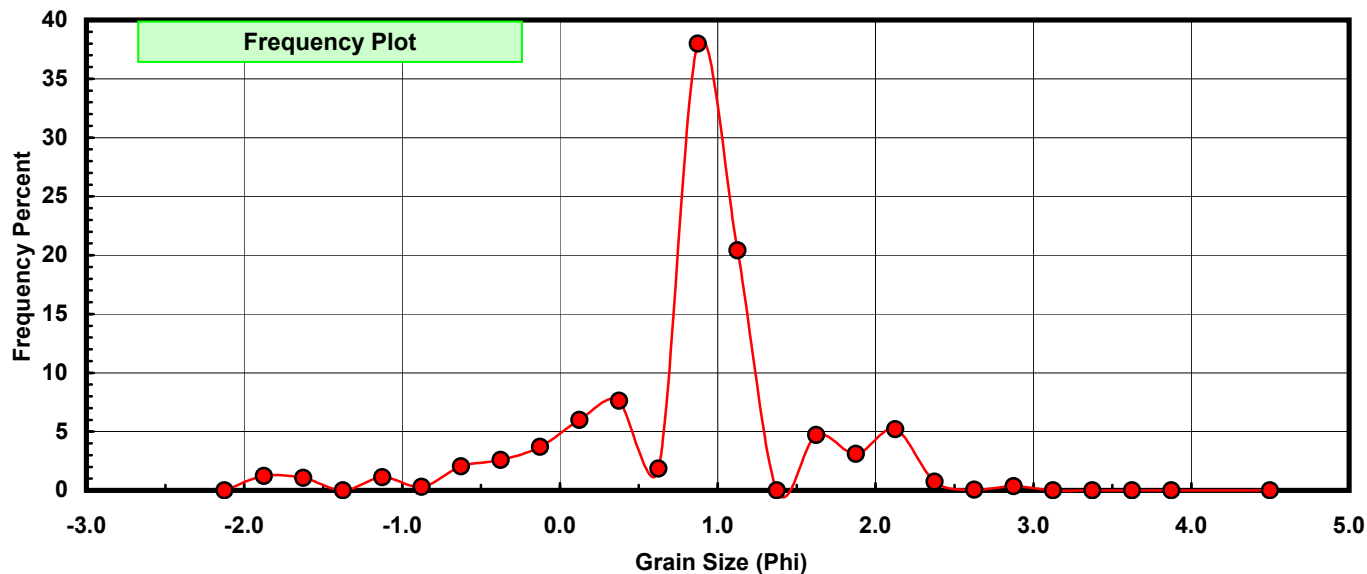
Sieve Size (phi)	Sieve Midpt (phi)	Weight (grams)	Freq Weight %	Cumulative Weight %
-2.00	-2.125	0.000	0.000	0.000
-1.75	-1.875	0.056	1.235	1.235
-1.50	-1.625	0.048	1.058	2.293
-1.25	-1.375	0.000	0.000	2.293
-1.00	-1.125	0.050	1.103	3.396
-0.75	-0.875	0.013	0.287	3.682
-0.50	-0.625	0.092	2.029	5.711
-0.25	-0.375	0.117	2.580	8.291
0.00	-0.125	0.168	3.705	11.996
0.25	0.125	0.272	5.998	17.993
0.50	0.375	0.346	7.630	25.623
0.75	0.625	0.084	1.852	27.475
1.00	0.875	1.723	37.993	65.469
1.25	1.125	0.925	20.397	85.865
1.50	1.375	0.000	0.000	85.865
1.75	1.625	0.213	4.697	90.562
2.00	1.875	0.141	3.109	93.671
2.25	2.125	0.236	5.204	98.875
2.50	2.375	0.033	0.728	99.603
2.75	2.625	0.002	0.044	99.647
3.00	2.875	0.016	0.353	100.000
3.25	3.125	0.000	0.000	100.000
3.50	3.375	0.000	0.000	100.000
3.75	3.625	0.000	0.000	100.000
4.00	3.875	0.000	0.000	100.000
5.00	4.500	0.000	0.000	100.000

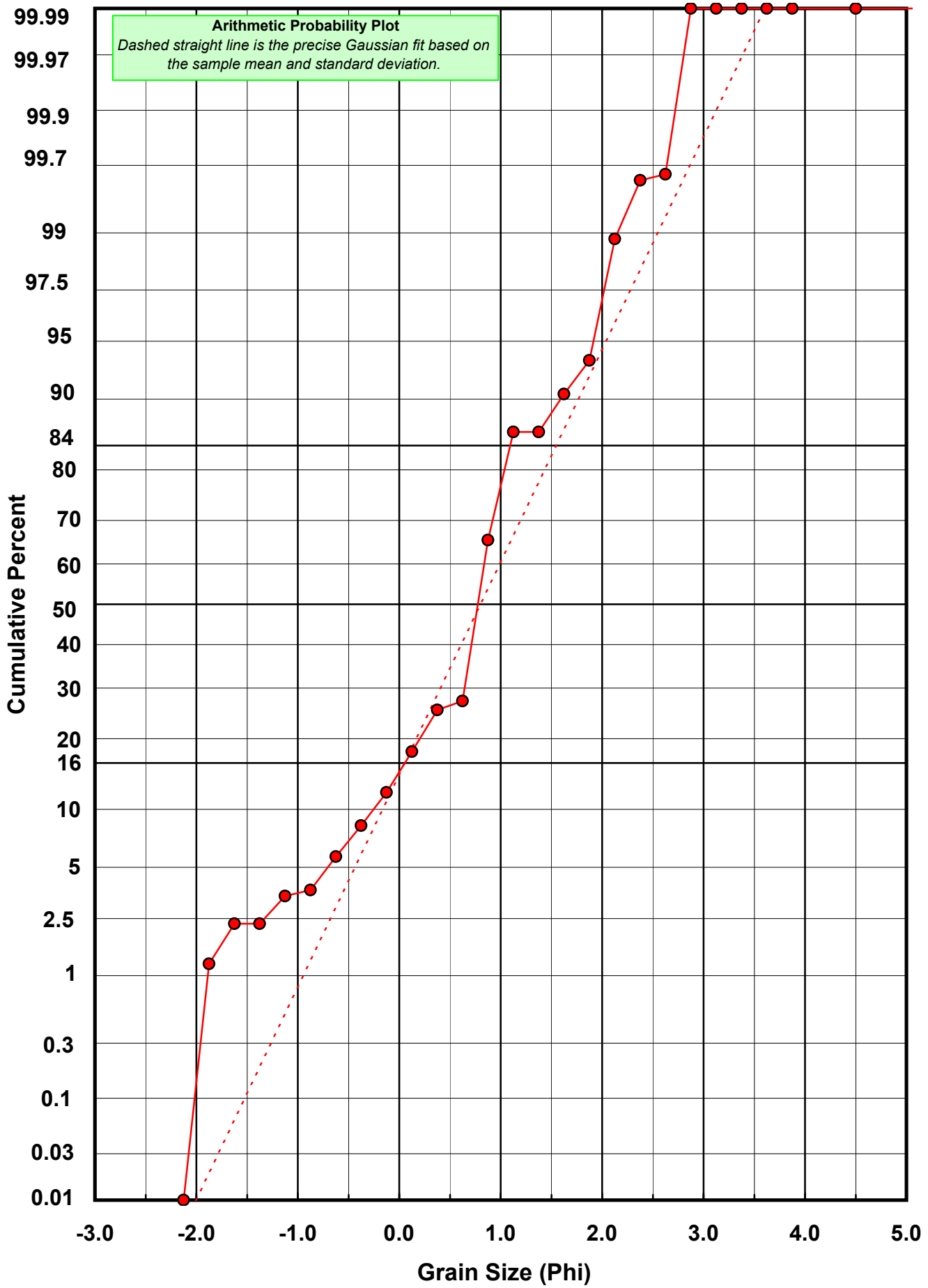
Statistical Results			
Mean:	0.8011	phi	(0.5739 mm)
Standard Dev:	0.7532	phi-units	(0.5933 mm)
Skewness:	-0.8887	dimensionless	
Kurtosis:	5.2503	dimensionless	
5th Moment:	-10.8820	dimensionless	
6th Moment:	45.6691	dimensionless	
RARD *	0.9402	dimensionless	
Median	0.7732	phi	(0.5851 mm)

* RARD = reciprocal absolute relative dispersion (see below)

Statistical Explanation	
Calculations based on the Method of Moments	
Skewness: 3rd Stand. Moment; Exact Gaussian = 0.0	
Kurtosis: 4th Stand. Moment; Exact Gaussian = 3.0	
For Further Explanation, See Calculation Sheets	
Millimeter data calculated by $mm = 2^{(-phi)}$	

Reciprocal Absolute Relative Dispersion (RARD) Scale	
< 0.5	Excellent homogeneity (e.g., beaches)
0.5 to 1.0	Good homogeneity
1.0 to 1.33	Fair homogeneity
> 1.33	Poor homogeneity (e.g., glacial)





Post-Digestion Grain Size Distribution

Onshore Grab Sample

Sample: NA-05-MB

Total Digested Mass: 45.841 grams

% Silica: 91.5 %

Sieve Size (phi)	Sieve Midpt (phi)	Weight (grams)	Freq Weight %	Cumulative Weight %
-2.00	-2.125	0.000	0.000	0.000
-1.75	-1.875	0.000	0.000	0.000
-1.50	-1.625	0.000	0.000	0.000
-1.25	-1.375	0.000	0.000	0.000
-1.00	-1.125	0.000	0.000	0.000
-0.75	-0.875	0.039	0.085	0.085
-0.50	-0.625	0.014	0.031	0.116
-0.25	-0.375	0.031	0.068	0.183
0.00	-0.125	0.108	0.236	0.419
0.25	0.125	0.448	0.977	1.396
0.50	0.375	1.044	2.277	3.674
0.75	0.625	2.348	5.122	8.796
1.00	0.875	5.688	12.408	21.204
1.25	1.125	6.512	14.206	35.409
1.50	1.375	8.008	17.469	52.878
1.75	1.625	7.470	16.295	69.174
2.00	1.875	6.427	14.020	83.194
2.25	2.125	3.753	8.187	91.381
2.50	2.375	2.349	5.124	96.505
2.75	2.625	1.202	2.622	99.127
3.00	2.875	0.289	0.630	99.758
3.25	3.125	0.062	0.135	99.893
3.50	3.375	0.026	0.057	99.950
3.75	3.625	0.014	0.031	99.980
4.00	3.875	0.009	0.020	100.000
5.00	4.500	0.000	0.000	100.000

Statistical Results			
Mean:	1.4672	phi	(0.3617 mm)
Standard Dev:	0.5702	phi-units	(0.6735 mm)
Skewness:	0.0167	dimensionless	
Kurtosis:	3.0798	dimensionless	
5th Moment:	-0.4393	dimensionless	
6th Moment:	18.5407	dimensionless	
RARD *	0.3886	dimensionless	
Median	1.3338	phi	(0.3967 mm)

* RARD = reciprocal absolute relative dispersion (see below)

Statistical Explanation	
Calculations based on the Method of Moments	
Skewness: 3rd Stand. Moment; Exact Gaussian = 0.0	
Kurtosis: 4th Stand. Moment; Exact Gaussian = 3.0	
For Further Explanation, See Calculation Sheets	
Millimeter data calculated by $mm = 2^{(-\phi)}$	

Reciprocal Absolute Relative Dispersion (RARD) Scale	
< 0.5	Excellent homogeneity (e.g., beaches)
0.5 to 1.0	Good homogeneity
1.0 to 1.33	Fair homogeneity
> 1.33	Poor homogeneity (e.g., glacial)

