

Onshore Grab Sample

Sample: NA-04-BB
Sample Taken By: J. Ladner
Sample Collected On: 12/4/02
Splits? N/A

County: Nassau
Latitude: 30° 40' 2.0"
Longitude: 81° 25' 50.8"
Datum: WGS 84
Surf. Elev: N/A
Datum: N/A

Fine Data Summary

Total Sample Weight 53.051 grams
Total Fines in Sample 0.155 grams
Total Percent Fines 0.29 %

Dry Sieving Summary

Total Sample Weight 52.845 grams
Total Digested Weight 48.793 grams
Total Carbonate Weight 4.052 grams
Total Silica % 92.33 %
Total Carbonate % 7.67 %
Carbonate/Silica Ratio 0.083

General Comments:

Post-Digestion: -1.00 phi is Organics Only

Description

Worked By: C. Fischler
Reviewed and Edited By: M. Ladle

Pre-Digestion Grain Size Distribution

Onshore Grab Sample

Sample: NA-04-BB

Total Sample Mass: 52.845 grams

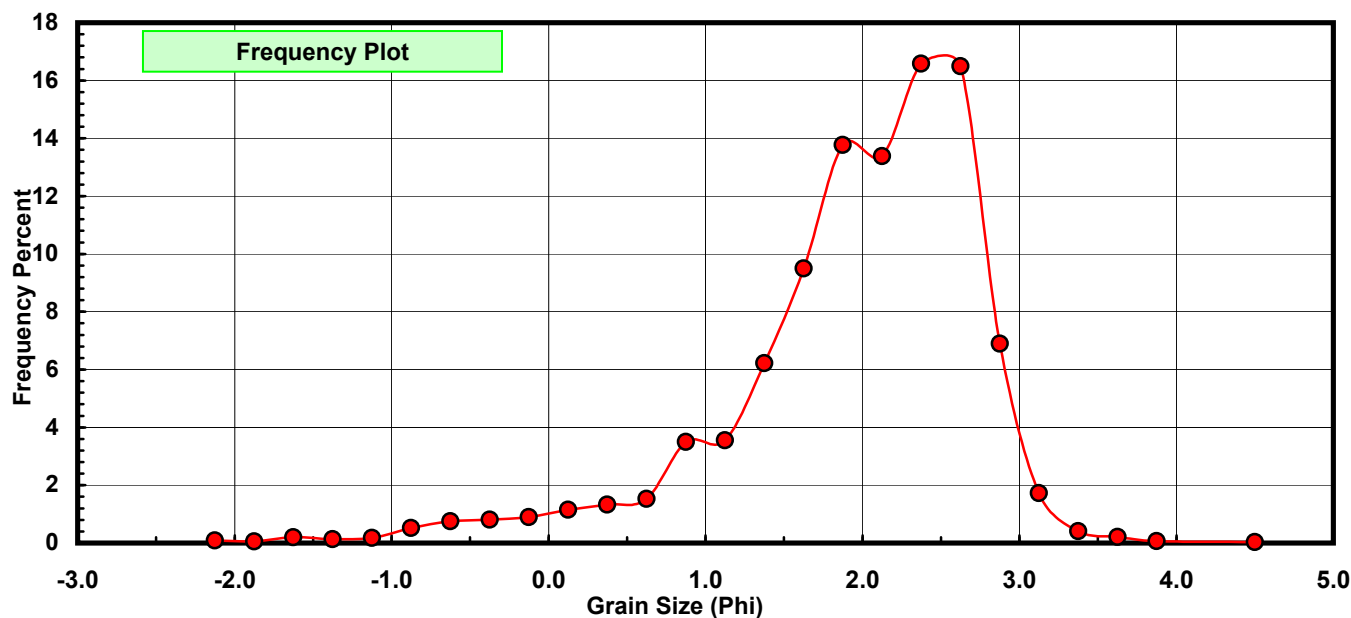
Sieve Size (phi)	Sieve Midpt (phi)	Weight (grams)	Freq Weight %	Cumulative Weight %
-2.00	-2.125	0.046	0.087	0.087
-1.75	-1.875	0.029	0.055	0.142
-1.50	-1.625	0.108	0.204	0.346
-1.25	-1.375	0.072	0.136	0.483
-1.00	-1.125	0.095	0.180	0.662
-0.75	-0.875	0.276	0.522	1.185
-0.50	-0.625	0.396	0.749	1.934
-0.25	-0.375	0.425	0.804	2.738
0.00	-0.125	0.473	0.895	3.633
0.25	0.125	0.609	1.152	4.786
0.50	0.375	0.700	1.325	6.110
0.75	0.625	0.809	1.531	7.641
1.00	0.875	1.850	3.501	11.142
1.25	1.125	1.875	3.548	14.690
1.50	1.375	3.285	6.216	20.906
1.75	1.625	5.019	9.498	30.404
2.00	1.875	7.277	13.770	44.174
2.25	2.125	7.073	13.384	57.559
2.50	2.375	8.764	16.584	74.143
2.75	2.625	8.717	16.495	90.639
3.00	2.875	3.647	6.901	97.540
3.25	3.125	0.915	1.731	99.271
3.50	3.375	0.215	0.407	99.678
3.75	3.625	0.114	0.216	99.894
4.00	3.875	0.038	0.072	99.966
5.00	4.500	0.018	0.034	100.000

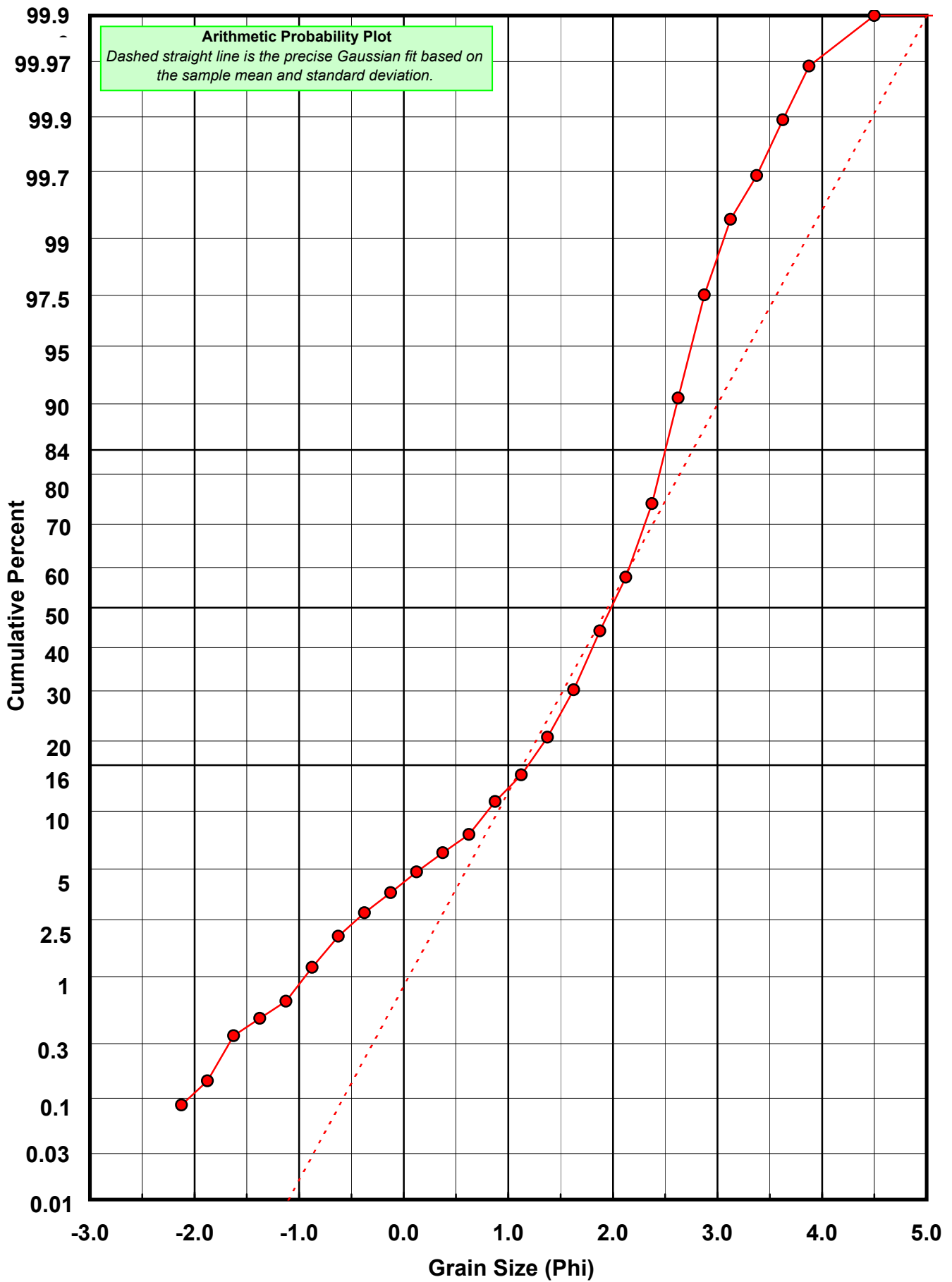
Statistical Results			
Mean:	1.9507	phi	(0.2587 mm)
Standard Dev:	0.8199	phi-units	(0.5665 mm)
Skewness:	-1.4240	dimensionless	
Kurtosis:	5.8487	dimensionless	
5th Moment:	-18.2422	dimensionless	
6th Moment:	71.4130	dimensionless	
RARD *	0.4203	dimensionless	
Median	1.9838	phi	(0.2528 mm)

* RARD = reciprocal absolute relative dispersion (see below)

Statistical Explanation
Calculations based on the Method of Moments
Skewness: 3rd Stand. Moment; Exact Gaussian = 0.0
Kurtosis: 4th Stand. Moment; Exact Gaussian = 3.0
For Further Explanation, See Calculation Sheets
Millimeter data calculated by $mm = 2^{(-phi)}$

Reciprocal Absolute Relative Dispersion (RARD) Scale	
< 0.5	Excellent homogeneity (e.g., beaches)
0.5 to 1.0	Good homogeneity
1.0 to 1.33	Fair homogeneity
> 1.33	Poor homogeneity (e.g., glacial)





Carbonate Grain Size Distribution

Onshore Grab Sample

Sample: NA-04-BB

Total Carbonate Mass: 4.317 grams

% Carbonate: 7.7 %

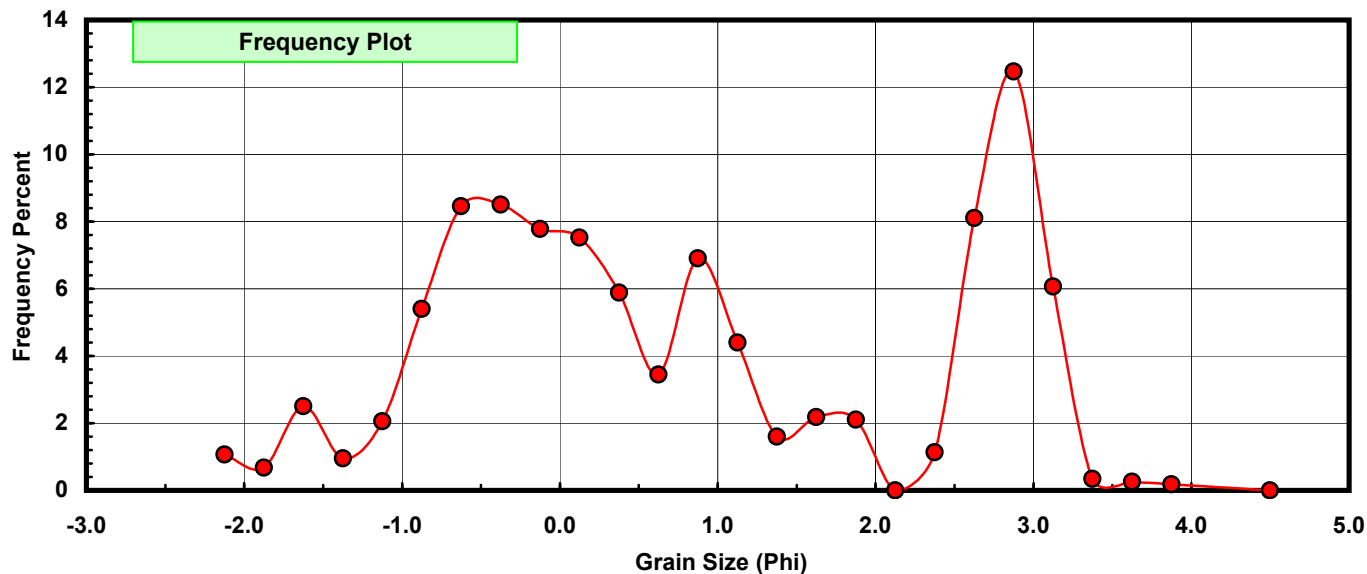
Sieve Size (phi)	Sieve Midpt (phi)	Weight (grams)	Freq Weight %	Cumulative Weight %
-2.00	-2.125	0.046	1.066	1.066
-1.75	-1.875	0.029	0.672	1.737
-1.50	-1.625	0.108	2.502	4.239
-1.25	-1.375	0.041	0.950	5.189
-1.00	-1.125	0.089	2.062	7.250
-0.75	-0.875	0.233	5.397	12.648
-0.50	-0.625	0.365	8.455	21.103
-0.25	-0.375	0.367	8.501	29.604
0.00	-0.125	0.336	7.783	37.387
0.25	0.125	0.325	7.528	44.915
0.50	0.375	0.254	5.884	50.799
0.75	0.625	0.149	3.451	54.251
1.00	0.875	0.298	6.903	61.154
1.25	1.125	0.190	4.401	65.555
1.50	1.375	0.069	1.598	67.153
1.75	1.625	0.094	2.177	69.331
2.00	1.875	0.091	2.108	71.438
2.25	2.125	0.000	0.000	71.438
2.50	2.375	0.049	1.135	72.574
2.75	2.625	0.350	8.107	80.681
3.00	2.875	0.538	12.462	93.143
3.25	3.125	0.262	6.069	99.212
3.50	3.375	0.015	0.347	99.560
3.75	3.625	0.011	0.255	99.815
4.00	3.875	0.008	0.185	100.000
5.00	4.500	0.000	0.000	100.000

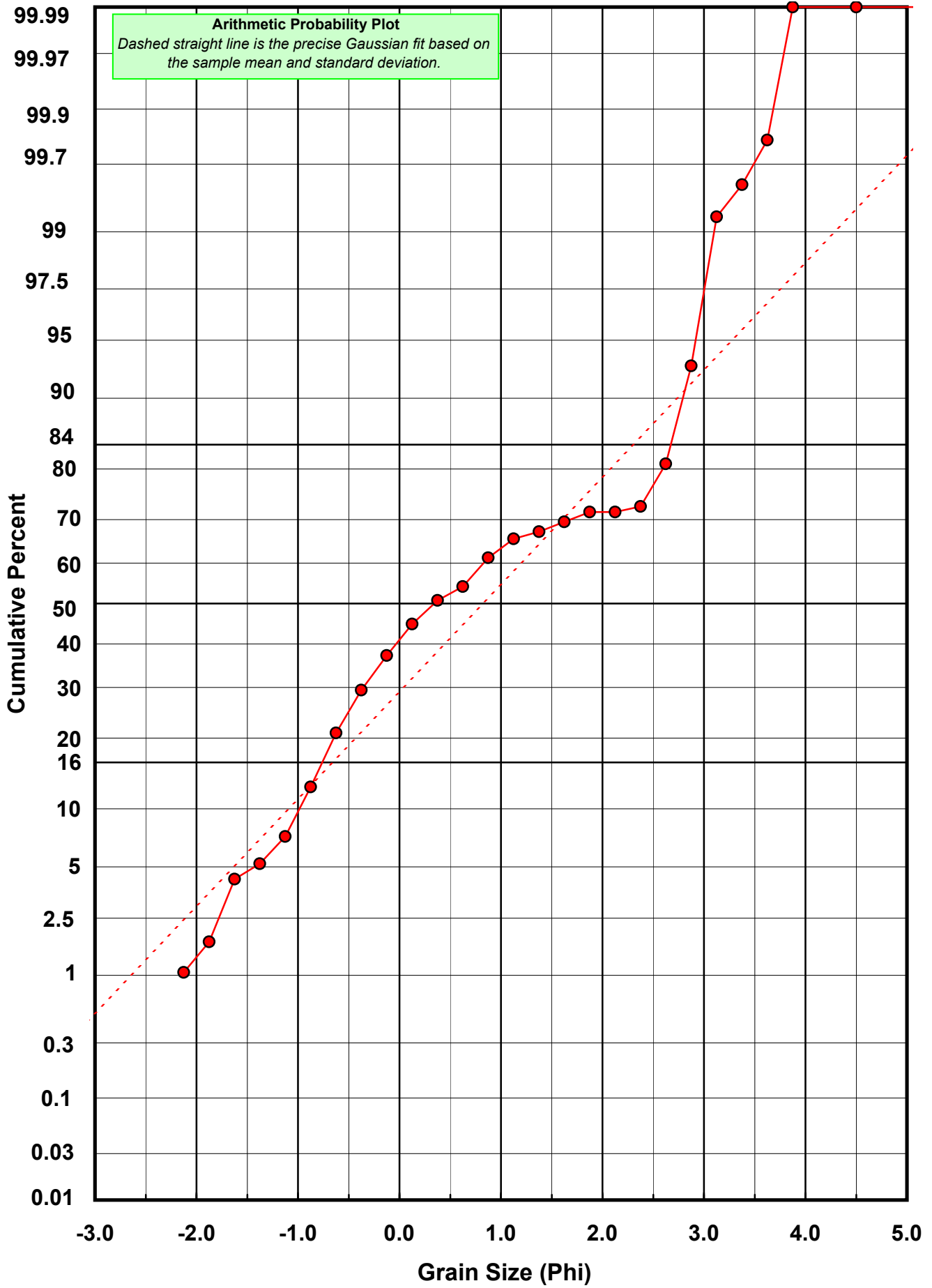
Statistical Results			
Mean:	0.8219	phi	(0.5657 mm)
Standard Dev:	1.4945	phi-units	(0.3549 mm)
Skewness:	0.2270	dimensionless	
Kurtosis:	1.8034	dimensionless	
5th Moment:	0.4441	dimensionless	
6th Moment:	4.0006	dimensionless	
RARD *	1.8183	dimensionless	
Median	0.3410	phi	(0.7895 mm)

* RARD = reciprocal absolute relative dispersion (see below)

Statistical Explanation	
Calculations based on the Method of Moments	
Skewness: 3rd Stand. Moment; Exact Gaussian = 0.0	
Kurtosis: 4th Stand. Moment; Exact Gaussian = 3.0	
For Further Explanation, See Calculation Sheets	
Millimeter data calculated by $mm = 2^{(-phi)}$	

Reciprocal Absolute Relative Dispersion (RARD) Scale	
< 0.5	Excellent homogeneity (e.g., beaches)
0.5 to 1.0	Good homogeneity
1.0 to 1.33	Fair homogeneity
> 1.33	Poor homogeneity (e.g., glacial)





Post-Digestion Grain Size Distribution

Onshore Grab Sample

Sample: NA-04-BB

Total Digested Mass: 48.775 grams

% Silica: 92.3 %

Sieve Size (phi)	Sieve Midpt (phi)	Weight (grams)	Freq Weight %	Cumulative Weight %
-2.00	-2.125	0.000	0.000	0.000
-1.75	-1.875	0.000	0.000	0.000
-1.50	-1.625	0.000	0.000	0.000
-1.25	-1.375	0.031	0.064	0.064
-1.00	-1.125	0.006	0.012	0.076
-0.75	-0.875	0.043	0.088	0.164
-0.50	-0.625	0.031	0.064	0.228
-0.25	-0.375	0.058	0.119	0.346
0.00	-0.125	0.137	0.281	0.627
0.25	0.125	0.284	0.582	1.210
0.50	0.375	0.446	0.914	2.124
0.75	0.625	0.660	1.353	3.477
1.00	0.875	1.552	3.182	6.659
1.25	1.125	1.685	3.455	10.114
1.50	1.375	3.216	6.594	16.707
1.75	1.625	4.925	10.097	26.805
2.00	1.875	7.186	14.733	41.538
2.25	2.125	7.338	15.045	56.582
2.50	2.375	8.715	17.868	74.450
2.75	2.625	8.367	17.154	91.604
3.00	2.875	3.109	6.374	97.978
3.25	3.125	0.653	1.339	99.317
3.50	3.375	0.200	0.410	99.727
3.75	3.625	0.103	0.211	99.938
4.00	3.875	0.030	0.062	100.000
5.00	4.500	0.000	0.000	100.000

Statistical Results			
Mean:	2.0507	phi	(0.2414 mm)
Standard Dev:	0.6325	phi-units	(0.6451 mm)
Skewness:	-0.9241	dimensionless	
Kurtosis:	4.5489	dimensionless	
5th Moment:	-12.1895	dimensionless	
6th Moment:	53.0896	dimensionless	
RARD *	0.3084	dimensionless	
Median	2.0156	phi	(0.2473 mm)

* RARD = reciprocal absolute relative dispersion (see below)

Statistical Explanation	
Calculations based on the Method of Moments	
Skewness: 3rd Stand. Moment; Exact Gaussian = 0.0	
Kurtosis: 4th Stand. Moment; Exact Gaussian = 3.0	
For Further Explanation, See Calculation Sheets	
Millimeter data calculated by $mm = 2^{(-phi)}$	

Reciprocal Absolute Relative Dispersion (RARD) Scale	
< 0.5	Excellent homogeneity (e.g., beaches)
0.5 to 1.0	Good homogeneity
1.0 to 1.33	Fair homogeneity
> 1.33	Poor homogeneity (e.g., glacial)

